

# Microsoft

## Exam Questions MS-700

### Managing Microsoft Teams



NEW QUESTION 1

- (Topic 5)  
Your company has a Microsoft 365 subscription.  
You need to prevent users from using Microsoft Teams to communicate with users in a partner company that uses an email domain named litewareinc.com.  
What should you do from the Microsoft Teams admin center?

- A. Turn off guest access.
- B. Create a new messaging policy.
- C. Modify the External access settings.
- D. Create a new meeting policy.

Answer: C

NEW QUESTION 2

DRAG DROP - (Topic 5)  
You have a Microsoft 365 ES subscription that uses Teams.  
The sales department at your company requires that a toll-free number appear at the top of a list of numbers on Microsoft Outlook invites to Teams meetings.  
Which four actions should you perform in sequence? To answer, move the appropriate actions from the list of actions to the answer area and arrange them in the correct order.

Actions

Assign a number to a resource account.

Request a user number.

Assign the Microsoft Teams Phone Standard - Virtual User license.

Purchase Communication Credits.

Request a service number.

Assign a number to a conference bridge.

Create and assign an Audio Conferencing policy.

Answer Area

1

2

3

4

>

<

⬆

⬇

- A. Mastered
- B. Not Mastered

Answer: A

Explanation:

According to the Microsoft documentation1, you can use Audio conferencing policies to manage audio conferencing toll and toll-free numbers to be displayed in meeting invites created by users within your organization. You can use one of the two automatically created policies or create and assign custom policies. To create a custom audio- conferencing policy, you need to follow these steps1:

- ? In the left navigation of the Microsoft Teams admin center, go to Meetings > Audio conferencing.
- ? Select Add.
- ? Enter the name and description of the policy. The name can't contain special characters or be longer than 64 characters.
- ? Choose whether or not to Include toll-free numbers in meetings created by users of this policy.
- ? Under Phone numbers included in meeting invites, select Add phone number, and then select the toll-free number that you want to appear at the top of the list of numbers on Outlook invites to Teams meetings. You can also add other phone numbers that you want to include in the meeting invites.
- ? Select Save.

Therefore, based on this information, the correct sequence of actions is:

- ? Purchase Communication Credits.
- ? Request a service number.
- ? Assign a number to a resource account.
- ? Create and assign an Audio Conferencing policy.

NEW QUESTION 3

- (Topic 5)  
The Subscription has the Teams policy shown in the following exhibit:

+ Add   ✎ Edit   📄 Duplicate   🗑 Delete   🔄 Reset Global policy   👤 Manage users   1 item			
✓	Name ↑	Description	Create private channels
	Global (Org-wide default)	No	Off

You need to ensure that the members of Group1 can create private channels. The solution must use the principle of least privilege.  
What should you do first?

- A. Create a team template.
- B. Modify the Teams settings for the subscription.
- C. Modify the Global (Org-wide default) policy and set Create private channels to On.
- D. Create a Teams policy that has Create private channels set to On.

Answer: D

**NEW QUESTION 4**

- (Topic 5)  
You have a Microsoft 365 E5 subscription that uses Microsoft Teams.  
Users report that their presence information is available to external partners.  
You need to ensure that the presence information is available only to the external partners on the users' contact lists.  
What should you do?

- A. From PowerShell, run Set-CsPrivacyConfiguration -EnablePrivacyMode Strue.
- B. From External collaboration settings in the Azure Active Directory admin center, configure Guest user access restrictions.
- C. From PowerShell, run Set-CsTenantFederationConfiguration AllowFederatedUsers\$false.
- D. From the Microsoft Teams admin center, add the external partners to the Allow only specific external domains list.

**Answer:** A

**NEW QUESTION 5**

DRAG DROP - (Topic 5)  
You have a Microsoft Office 365 subscription named contoso.com. You need to create the Microsoft teams shown in the following table.

Name	Requirement
Sales	Users can join only once they are approved.
General	All contoso.com users are included automatically.
Projects	Users can join without approval.

What should you configure each team? To answer, drag the appropriate team types to the correct teams. Each team type may be used once, more than once, or not at all. You may need to drag the split bar between panes or scroll to view content.  
NOTE: Each correct selection is worth one point.

Team Types

Org-wide

Private

Public

Answer Area

Sales: 

Team type

General: 

Team type

Project: 

Team type

- A. Mastered
- B. Not Mastered

**Answer:** A

**Explanation:**

Team Types

Org-wide

Private

Public

Answer Area

Sales: 

Private

General: 

Org-wide

Project: 

Public

**NEW QUESTION 6**

- (Topic 5)  
You have a Microsoft 365 subscription that contains several Microsoft SharePoint Online sites.  
You need to ensure that the content stored m a SharePoint modern team site named Sales is available from Microsoft Teams. The solution must ensure that when a new channel is added to a team, a folder for the channel is created in the Sales site.  
Solution: From the Microsoft Teams client you create a new team and select From a group or team.  
Does this meet the goal?

- A. Yes
- B. No

**Answer:** B

#### NEW QUESTION 7

- (Topic 5)

You plan to implement Microsoft Teams for 300 users.

For the first stage of the deployment, you will enable the following features:

- Audio
- Video
- Screen sharing

Users will be prevented from using the following features:

- File sharing
- PSTN calling
- Conference audio
- Conference video
- Conference screen sharing

You need to calculate how much network bandwidth is required for the first-stage deployment. What should you use?

- A. Network Assessment Tool
- B. Advisor for Teams
- C. Bandwidth Utilization Analyzer
- D. Network Planner

**Answer:** D

#### Explanation:

According to the Microsoft documentation<sup>1</sup>, you can use Network Planner in the Microsoft Teams admin center to calculate how much network bandwidth is required for your Teams deployment. Network Planner helps you determine and organize network requirements for connecting your organization to Teams. You can use Network Planner to:

? Input your organization's information, such as the number of users, sites, and expected call and meeting scenarios.

? Get a report that tells you if your network can support Teams.

? Get a report that tells you what network hardware you need to support Teams. To use Network Planner, you need to follow these steps<sup>1</sup>:

? In the left navigation of the Microsoft Teams admin center, go to Org-wide settings

> Network planner.

? Under Overview, click Download the Network Planner Excel template.

? Open the template and enter information about your organization's sites, users, and expected call and meeting scenarios.

? Save the template and then upload it in Network Planner.

? Under Calculated results, view the reports that show you the estimated network requirements for Teams.

#### NEW QUESTION 8

- (Topic 5)

Your company has a Microsoft 365 E5 subscription. You enable guest access for Microsoft Teams.

You need to prevent all users from downloading and opening files that contain malware by using Microsoft Teams channels.

What should you do first?

- A. From the Microsoft Purview compliance portal, create a data loss prevention (DLP) policy.
- B. From the Microsoft 365 Defender portal, select Turn on Defender for Office 365 for SharePoint, OneDrive, and Microsoft Teams
- C. From the Azure Active Directory admin center, add an identity provider.
- D. From the Azure Active Directory admin center, enable the End user protection baseline policy.

**Answer:** B

#### NEW QUESTION 9

- (Topic 5)

You have a Microsoft 365 subscription that contains a user named Used.

User1 experiences audio issues while sharing his screen during Microsoft Teams meetings.

You need to investigate whether the headset of User1 causes the issues. Which report should you use?

- A. Quality of Experience
- B. Media reliability metrics
- C. Customer endpoint information support
- D. Failure Drill Down

**Answer:** A

#### Explanation:

Reference:

<https://docs.microsoft.com/en-us/microsoftteams/cqd-data-and-reports>

#### NEW QUESTION 10

- (Topic 5)

Your company has a Microsoft 365 tenant.

Guest users report that they cannot access files or Microsoft OneNote from Microsoft Teams. The guest users can access channels, chats, and conversations.

You need to ensure that the guest users can access the files and OneNote from Microsoft Teams.

For what should you configure external sharing?

- A. Microsoft Teams
- B. Microsoft SharePoint Online
- C. Microsoft OneDrive for Business

D. Microsoft Yammer.

**Answer:** B

#### NEW QUESTION 10

HOTSPOT - (Topic 5)

You have a Microsoft 365 subscription that uses Microsoft Teams. You plan to deploy collaboration bars for Microsoft Teams.

You need to manage built-in software and firmware updates for the collaboration bars. The solution must use the principle of least privilege.

Which updates can be applied automatically, and which role is required to perform manual updates for the collaboration bars? To answer, select the appropriate options in the answer area.

NOTE: Each correct selection is worth one point.

Answer Area

Updates that can be applied automatically:

Role required to perform manual updates:

A. Mastered

B. Not Mastered

**Answer:** A

**Explanation:**

Answer Area

Updates that can be applied automatically:

Role required to perform manual updates:

#### NEW QUESTION 15

HOTSPOT - (Topic 5)

You have a Microsoft 365 subscription that uses Microsoft Teams and contains the users shown in the following table.

Name	Role
Admin1	Global Administrator
Admin2	Teams Administrator

You have a team named Project1 that contains the members shown in the following table.

Name	Role
User1	Owner
User2	Member

You need to monitor Project1 for the following administrative actions:

? The creation and deletion of channels

? Changing the role assignments of team members

Which users can monitor Project1, and which feature should the users use? To answer, select the appropriate options in the answer area.

NOTE: Each correct selection is worth one point.



Feature: 

Audit logUsage reportsTeams advisorContent searchMessage center

Users: 

User1 onlyAdmin1 onlyAdmin2 onlyAdmin1 and Admin2 onlyUser1, Admin1, and Admin2

- A. Mastered
- B. Not Mastered

Answer: A

Explanation:

Feature: 

Audit logUsage reportsTeams advisorContent searchMessage center

Users: 

User1 onlyAdmin1 onlyAdmin2 onlyAdmin1 and Admin2 onlyUser1, Admin1, and Admin2

**NEW QUESTION 20**  
HOTSPOT - (Topic 5)  
Graphical user interface,  
You have a Microsoft 365 subscription that uses Microsoft Teams to collaborate with guest users.  
You need to use monthly active users (MAU) billing and access reviews to monitor the team membership of the guest users.  
Which additional licenses should you assign, and what should you do to enable MAU billing? To answer, select the appropriate options in the answer area.  
NOTE: Each correct selection is worth one point.

Answer Area

Additional licenses: 

Office 365 Enterprise E5Advanced CommunicationsAzure Active Directory Premium Plan 1Azure Active Directory Premium Plan 2Office 365 Enterprise E5

To enable MAU billing: 

Link an Azure subscription to the Azure AD tenant.Enable external access in Microsoft Teams.Link an Azure subscription to the Azure AD tenant.Modify the External collaboration settings for the Azure AD tenant.Modify the Configure identity provider settings for the Azure AD tenant.

- A. Mastered
- B. Not Mastered

Answer: A

Explanation:

Answer Area

Additional licenses:

Office 365 Enterprise E5

Advanced Communications

Azure Active Directory Premium Plan 1

Azure Active Directory Premium Plan 2

Office 365 Enterprise E5

To enable MAU billing:

Link an Azure subscription to the Azure AD tenant.

Enable external access in Microsoft Teams.

Link an Azure subscription to the Azure AD tenant.

Modify the External collaboration settings for the Azure AD tenant.

Modify the Configure identity provider settings for the Azure AD tenant.

NEW QUESTION 25

DRAG DROP - (Topic 5)

Your company has a trading department and a research department.  
The company purchases a Microsoft 365 E5 subscription. You plan to deploy Microsoft 365 E5 licenses to all users.  
You need to block communication between the users in the trading department and the users in the research department.  
Which four actions should you perform in sequence? To answer, move the appropriate actions from the list of actions to the answer area and arrange them in the correct order.

Actions

Create administrative units in Azure AD.

Create app permissions policies.

From the Microsoft Teams admin center, enable scoped directory search.

Provide admin consent for the Information Barrier Processor.

Make a list of segments to define.

Create information barrier policies.

Answer Area

- A. Mastered
- B. Not Mastered

Answer: A

Explanation:

Actions

Create administrative units in Azure AD.

Create app permissions policies.

From the Microsoft Teams admin center, enable scoped directory search.

Provide admin consent for the Information Barrier Processor.

Make a list of segments to define.

Create information barrier policies.

Answer Area

From the Microsoft Teams admin center, enable scoped directory search.

Provide admin consent for the Information Barrier Processor.

Make a list of segments to define.

Create information barrier policies.

NEW QUESTION 30

HOTSPOT - (Topic 5)

You have a Microsoft 365 E5 subscription.  
You plan to enable Phone System for Microsoft Teams.  
You need to configure the following:  
? On-hold music  
? A greeting message  
? Call forwarding and simultaneous ringing to external phone numbers  
Which two settings should you configure? To answer, select the appropriate settings in the answer area.  
NOTE: Each correct selection is worth one point

Answer Area



- A. Mastered
- B. Not Mastered

Answer: A

Explanation:

Answer Area



NEW QUESTION 35

- (Topic 5)  
You have an org wide team named Team1.  
The members of Team1 report that they receive an excessive amount of notifications from channel messages.  
You need to reduce the amount of notifications by implementing the following changes:  
? Allow only global administrators to create new posts in the General channel.  
? Prevent @members for the org-wide team members.  
Which two actions should you perform from the Microsoft Teams client? Each correct answer presents part of the solution.



NOTE: Each correct selection is worth one point.

- A. From the Team1 settings, clear Give members the option to edit their messages.
- B. From the General Channel settings of Team1, set the channel moderation preference to Anyone can post; show alert that postings will notify everyone (recommended for large teams).
- C. From the General Channel settings of Team1, set the channel moderation preference to Only owners can post messages.
- D. From the Team1 settings, disable all the Fun stuff settings.
- E. From the Team1 settings, set Show members the option to @team or @[team name] to Off.

**Answer:** CE

**Explanation:**

Reference:

<https://docs.microsoft.com/en-us/microsoftteams/create-an-org-wide-team>

**NEW QUESTION 38**

- (Topic 5)

Your company has a Microsoft 365 subscription. You attempt to review call quality by location.

When you sign in to the Microsoft Call Quality Dashboard, you discover that no locations are defined.

You need to ensure that all the call quality information in the dashboard is segmented by location.

What should you do first?

- A. From the Microsoft Teams admin center, configure reporting labels.
- B. From an administrator's computer, run the Network Testing Companion.
- C. From PowerShell, run the Set-CsQoEConfiguration cmdlet.
- D. From the Microsoft Teams admin center, run the Network Planner.

**Answer:** A

**Explanation:**

Reference:

<https://docs.microsoft.com/en-us/microsoftteams/learn-more-about-site-upload>

**NEW QUESTION 40**

- (Topic 5)

You have a Microsoft 365 subscription and an on-premises Active Directory domain that syncs by using Azure AD Connect.

You need to change the Membership type of a group from Assigned (static) to Dynamic User.

What should you use?

- A. Active Directory Users and Computers
- B. the Microsoft Teams client
- C. the Azure Active Directory admin center
- D. the Microsoft Teams admin center

**Answer:** C

**NEW QUESTION 44**

- (Topic 5)

You have a Microsoft 365 subscription that uses Microsoft Teams.

You plan to implement Microsoft Teams Rooms. The solution must meet the following requirements:

? Support Microsoft Teams Rooms, Microsoft Surface Hub, and collaboration bars for Microsoft Teams.

? Ensure that Microsoft manages firmware and application updates for room systems and peripherals.

? Ensure that Microsoft monitors and troubleshoots room system and peripherals.

Which license should you purchase?

- A. Advanced Communications
- B. Microsoft Teams Rooms Premium
- C. Microsoft Teams Rooms Standard
- D. Microsoft 365 Business Voice

**Answer:** B

**Explanation:**

Reference:

<https://docs.microsoft.com/en-us/microsoftteams/rooms/rooms-licensing> <https://docs.microsoft.com/en-us/microsoftteams/rooms/microsoft-teams-rooms-premium>

**NEW QUESTION 47**

HOTSPOT - (Topic 5)

You have a Microsoft 365 subscription that uses Microsoft Teams. You need to meet the following requirements:

? Users must be able to join meetings by dialing a phone number.

? Users must be able to apply custom branded meeting lobbies.

? Auto attendants and call queues must be implemented.

Which Microsoft Teams feature should you configure for each requirement? To answer, select the appropriate options in the answer area.

NOTE: Each correct selection is worth one point.

Join meetings by dialing a phone number:

	▼
Calling Plans	
Audio Conferencing	
Microsoft Teams Rooms	
Advanced Communications	

Implement auto attendants and call queues:

	▼
Calling Plans	
Communication credits	
Microsoft Teams Rooms	
Advanced Communications	

Apply custom branded meeting lobbies:

	▼
Communication credits	
Microsoft Teams Rooms	
Advanced Communications	
Microsoft 365 Audio Conferencing	

- A. Mastered
- B. Not Mastered

**Answer:** A

**Explanation:**

Graphical user interface, text, application, table, email Description automatically generated

**NEW QUESTION 52**

- (Topic 5)

Your company has a Microsoft 365 subscription.

You need to customize meeting invitation emails to include the company logo.

What should you do in the Microsoft Teams admin center?

- A. From Teams settings, modify the Email integration settings.
- B. From Meeting settings, modify the Email invitation settings.
- C. From Meeting policies, create a new meeting policy and assign the policy.
- D. From Meeting policies, modify the Global (Org-wide default) policy.

**Answer:** B

**Explanation:**

Reference:

<https://docs.microsoft.com/en-us/microsoftteams/meeting-settings-in-teams>

**NEW QUESTION 55**

- (Topic 5)

Note: This question is part of a series of questions that present the same scenario. Each question in the series contains a unique solution that might meet the stated goals. Some question sets might have more than one correct solution, while others might not have a correct solution.

After you answer a question in this section, you will NOT be able to return to it. As a result, these questions will not appear in the review screen.

You company has a Microsoft 365 subscription and a Virtual Desktop Infrastructure (VDI) solution.

The company's Microsoft Teams upgrade policy is set to Teams only coexistence mode. You deploy the Microsoft Installer (MSI) package for Microsoft Teams to the VDI solution.

Several months later, users of the VDI solution report that their workstation is missing several new Microsoft Teams features.

You need to ensure that the VDI solution users can use the new Microsoft Teams features. Solution: You run the Get-WUInstall cmdlet and specify the -AcceptAll parameter.

Does this meet the goal?

- A. Yes
- B. No

**Answer:** B

**Explanation:**

Reference:

<https://docs.microsoft.com/en-us/microsoftteams/teams-client-update> <https://docs.microsoft.com/en-us/microsoftteams/teams-for-vdi#install-teams-on-vdi>

**NEW QUESTION 56**

- (Topic 5)

Note: This question is part of a series of questions that present the same scenario. Each question in the series contains a unique solution that might meet the stated goals. Some question sets might have more than one correct solution, while others might not have a correct solution.

After you answer a question in this section, you will NOT be able to return to it. As a result, these questions will not appear in the review screen.

Your company has a Microsoft 365 subscription.

You plan to configure the environment to allow external users to collaborate in Microsoft Teams by using guest access.

The company implements a new security policy that has the following requirements:

? Only guest users from specific domains must be allowed to connect to collaborate by using Microsoft Teams.

? Guest users must be prevented from inviting other guests.

You need to recommend a solution to meet the security policy requirements.

Solution: From the Microsoft Teams admin center, you modify the global meeting policy. Does this meet the goal?

A. Yes

B. No

**Answer: B**

**Explanation:**

<https://docs.microsoft.com/en-us/microsoftteams/meeting-policies-in-teams>

#### NEW QUESTION 60

- (Topic 5)

You have a Microsoft 365 subscription that contains two users named User1 and User2. The users are provisioned for Microsoft Teams calling.

User1 is on leave for two weeks.

You need to ensure that User2 is notified of all calls to User1 while User1 is away.

Which two actions should you perform? Each correct answer presents part of the solution.

NOTE: Each correct selection is worth one point.

A. From Voice, add User2 to group call pickup.

B. From Voice, add User1 to group call pickup.

C. From Policies, modify the voice routing policy.

D. From the Microsoft Teams admin center, modify the settings of User2.

E. From the Microsoft Teams admin center, modify the settings of User1.

**Answer: AE**

**Explanation:**

Reference:

<https://erik365.blog/2019/06/06/manage-group-calling-and-call-delegation-in-microsoft-teams-as-admin/>

#### NEW QUESTION 65

- (Topic 5)

Your on-premises network contains a main site and a branch site. You have a Microsoft 365 subscription that uses Teams.

You need to use Network planner to identify the networking requirements between the sites.

From Network planner, you create a new network plan. What should you do next?

A. Configure the Network settings.

B. Start a report.

C. Add a network site.

D. Add personas

**Answer: C**

#### NEW QUESTION 66

- (Topic 5)

Your company has a Microsoft 365 subscription.

You need to create an auto attendant from the Microsoft Teams admin center. Which object must be associated to the auto attendant?

A. a conferencing bridge

B. a shared mailbox

C. a Calling Plan

D. a resource account

**Answer: D**

**Explanation:**

Reference:

<https://docs.microsoft.com/en-us/microsoftteams/create-a-phone-system-auto-attendant>

#### NEW QUESTION 71

HOTSPOT - (Topic 5)

Your company uses Microsoft Skype for Business Online and Microsoft Teams.

All Skype for Business Online users can make and receive PSTN calls. Microsoft Teams is configured for PSTN calls.

You plan to upgrade the Skype for Business Online users to Microsoft Teams.

The Teams upgrade settings are configured as shown in the Teams upgrade exhibit. (Click the Teams upgrade tab.)

### Teams upgrade

Teams upgrade lets you set up your upgrade experience from Skype for Business to Teams for your users. You can use the default settings or make changes to the coexistence mode and app preferences to fit your organizational needs. [Learn more](#)

#### Coexistence mode

Coexistence mode ⓘ

Skype for Business only

Notify Skype for Business users that an upgrade to Teams is available

☐ Off

#### App preferences

Preferred app for users to join Skype for Business meetings ⓘ

Skype for Business

Download the Teams app in the background for Skype for Business users ⓘ

☒ On

Save

Discard

You apply TeamsUpgradePolicy to the user accounts of the company’s R&D and human resources (HR) departments by using the coexistence modes shown in the following table.

Department	Coexistence mode
R&D	TeamsOnly
HR	SfbWithTeamsCollabAndMeetings

For each of the following statements, select Yes if the statement is true. Otherwise, select No.  
NOTE: Each correct selection is worth one point.

Statements	Yes	No
Users in the R&D department will not be able to join Skype for Business Online meetings.	<input type="radio"/>	<input type="radio"/>
Existing Skype for Business Online meetings scheduled by users in the HR department will migrate automatically to Microsoft Teams.	<input type="radio"/>	<input type="radio"/>
Users in the HR department will be able to make and receive PSTN calls by using Microsoft Teams.	<input type="radio"/>	<input type="radio"/>

- A. Mastered
- B. Not Mastered

**Answer:** A

**Explanation:**

Box 1: No  
TeamsOnly: Can schedule meetings in Teams only, but can join Skype for Business or Teams meetings.  
Box 2: Yes  
By default, when assigning either TeamsOnly or SfbWithTeamsCollabAndMeetings to an individual user, any existing Skype for Business meetings scheduled by that user for the future are converted to Teams meetings.  
Box 3: No  
SfBWithTeamsCollabAndMeetings: Has the chat and calling functionality of user in SfBOnly mode.  
SfBOnly: Can initiate chats and calls from Skype for Business only.

**NEW QUESTION 74**

HOTSPOT - (Topic 5)  
Your company plans to migrate to Microsoft Teams from Microsoft Skype for Business Online. The org-wide coexistence mode for Microsoft Teams is set to Teams Only.  
The company has two named User1 and User2.  
You need to implement a migration solution that meets the following requirements:  
? User1 must be able to chat and create meetings by using Skype for Business only.  
? User1 must be able to read and post messages by using Microsoft Teams channels.  
? User2 must use Microsoft Teams only.  
How should you complete the PowerShell command? To answer, select the appropriate options in the answer area.  
NOTE: Each correct selection is worth one point.



▼

Grant-CsClientPolicy

Grant-CsTeamsUpgradePolicy

Move-CsLegacyUser

-Identity

▼

User1

User2

-PolicyName

▼

Islands

SfBOnly

SfBWithTeamsCollab

SfBWithTeamsCollabAndMeetings

UpgradeToTeams

- A. Mastered  
 B. Not Mastered

**Answer:** A

#### NEW QUESTION 76

- (Topic 5)

You have a Microsoft 365 E5 subscription that contains a user named User1.

You need to change the default conferencing toll phone number for User1 by using the Microsoft Teams admin center.

What should you modify for User1?

- A. the Account settings  
 B. Calling policy  
 C. the Voice settings  
 D. Meeting policy

**Answer:** A

#### Explanation:

Reference:

<https://docs.microsoft.com/en-us/microsoftteams/manage-the-audio-conferencing-settings-for-a-user-in-teams>

#### NEW QUESTION 80

- (Topic 5)

You have a Microsoft 365 subscription that uses Microsoft Teams. The subscription contains 1,000 users in the groups shown in the following table.

Name	Requirement
Group1	Full access to chat, calling, apps, and meetings in Microsoft Teams must be provided.
Group2	Access to external participants must be prevented. Video conferencing and screen sharing must be disabled. Private meetings must be disabled. Specific apps must be installed automatically.

You need to configure Microsoft Teams to meet the requirements. The solution must minimize administrative effort.

What should you use?

- A. policy packages  
 B. app setup policies  
 C. Microsoft Teams policies  
 D. Meetings policies

**Answer:** A

#### Explanation:

Reference:

<https://docs.microsoft.com/en-us/microsoftteams/assign-policies>

#### NEW QUESTION 82

DRAG DROP - (Topic 5)

Your company has a Microsoft Office 365 subscription.

The company has the administrators and the security requirements shown in the following table.

Administrator name	Requirement
Admin5	Review call analytics for individual users.
Admin6	Manage meeting settings.
Admin7	Publish Microsoft Teams apps to the company store.

You need to assign a role to each administrator to ensure that the administrators can meet the security requirements by using the Microsoft Teams admin center. The solution must use the principle of least privilege.

Which role should you assign to each administrator? To answer, drag the appropriate roles to the correct users. Each role may be used once, more than once, or not at all. You may need to drag the split bar between panes or scroll to view content.

NOTE: Each correct selection is worth one point.

**Roles**

Teams Communications Administrator

Teams Communications Support Engineer

Teams Communications Support Specialist

Teams Service Administrator

**Answer Area**

Admin5

Role

Admin6

Role

Admin7

Role

- A. Mastered
- B. Not Mastered

**Answer:** A

**Explanation:**

**Roles**

Teams Communications Administrator

Teams Communications Support Engineer

Teams Communications Support Specialist

Teams Service Administrator

**Answer Area**

Admin5

Teams Communications Support Specialist

Admin6

Teams Communications Administrator

Admin7

Teams Service Administrator

**NEW QUESTION 84**

- (Topic 5)

You have a Microsoft 365 subscription that uses Teams.

You have a room in Teams Rooms that contains a panel mounted at the entrance. You need to ensure that the panel displays a maximum room occupancy notification. What should you configure?

- A. a conciliation profile
- B. a notification rule
- C. an app setup policy
- D. a meeting policy

**Answer:** B

**NEW QUESTION 86**

- (Topic 5)

Note: This question is part of a series of questions that present the same scenario. Each question in the series contains a unique solution that might meet the stated goals. Some question sets might have more than one correct solution, while others might not have a correct solution.

After you answer a question in this section, you will NOT be able to return to it. As a result, these questions will not appear in the review screen.

You have a Microsoft 365 subscription that contains several Microsoft SharePoint Online sites.

You need to ensure that the content stored in a SharePoint modern team site named Sales is available from Microsoft Teams. The solution must ensure that when a new channel is added to a team, a folder for the channel is created in the Sales site.

Solution: From a team, you add a tab for the Sales site. Does this meet the goal?

- A. Yes
- B. No

**Answer:** B

**Explanation:**

<https://support.office.com/en-us/article/Create-a-Microsoft-Team-from-SharePoint-545973b6-c38f-426a-b2b6-16405a561628>

**NEW QUESTION 87**

- (Topic 5)

Note: This question is part of a series of questions that present the same scenario. Each question in the series contains a unique solution that might meet the stated goals. Some question sets might have more than one correct solution, while others might not have a correct solution.

After you answer a question in this section, you will NOT be able to return to it. As a result, these questions will not appear in the review screen.

Your company has a Microsoft 365 subscription.

You need to prevent temporary employees from using the private chat feature in Microsoft Teams.

Solution: You create a teams policy and assign the policy to the users. Does this meet the goal?

- A. Yes
- B. No

**Answer:** B

**NEW QUESTION 88**

- (Topic 5)

Your company has a Microsoft 365 subscription.  
You have a Microsoft Teams team named Sales that is set to Private.  
Users report that they can view the Sales team from a list of suggested teams. You need to hide the team from the list of suggested teams.  
What should you do from the Microsoft Teams client?

- A. Modify the Team discovery settings.
- B. Select the Hide team option.
- C. Modify the team privacy settings.
- D. Modify the team member permissions.

**Answer:** A

**Explanation:**

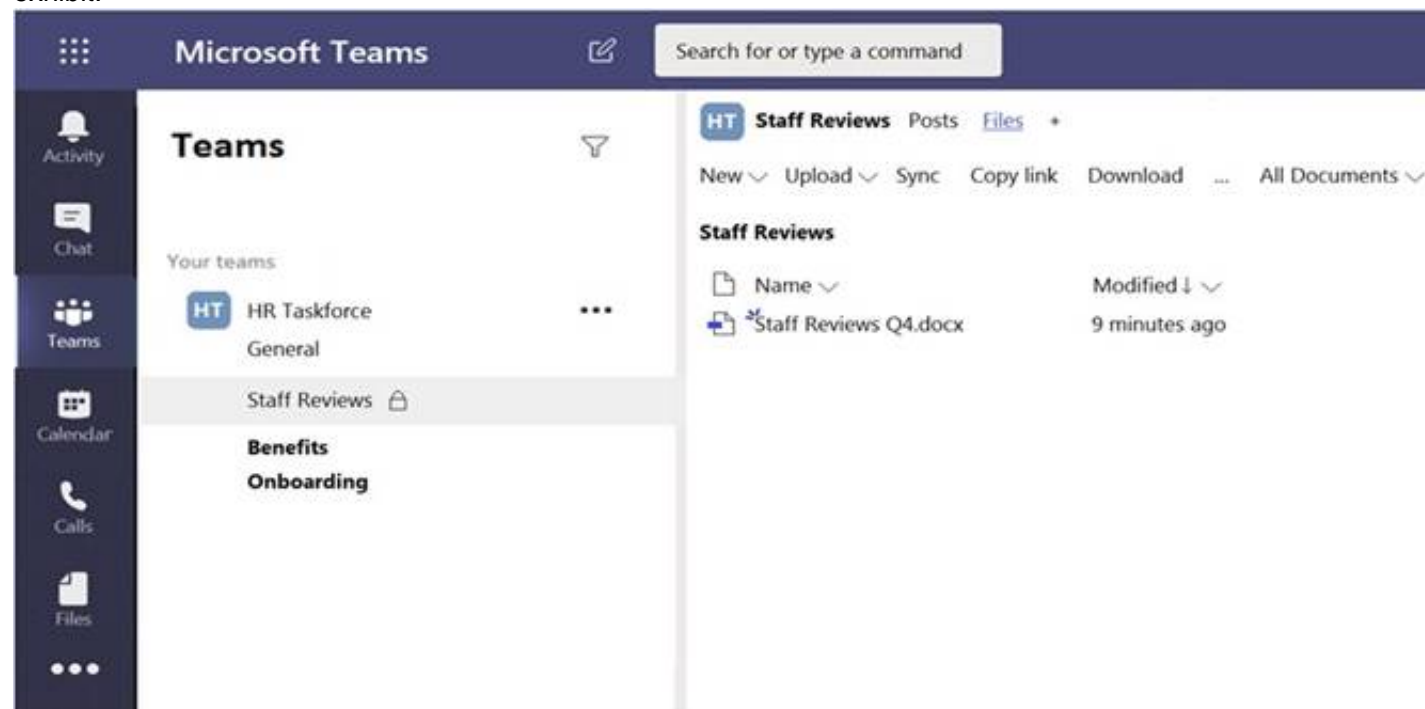
Reference:

<https://docs.microsoft.com/en-us/microsoftteams/manage-discovery-of-private-teams#set-whether-existingprivate-teams-are-discoverable>

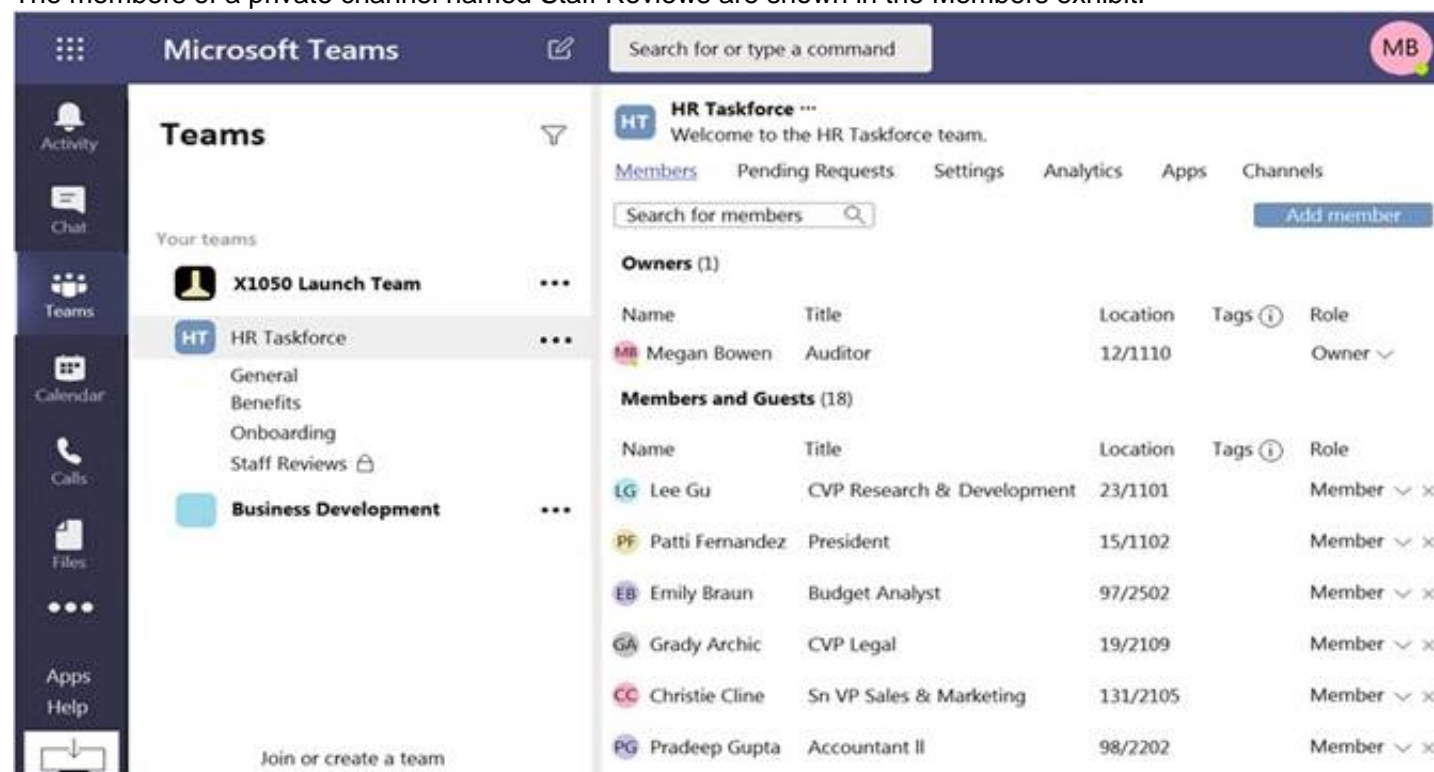
**NEW QUESTION 93**

HOTSPOT - (Topic 5)

Your company has a Microsoft Teams deployment that contains a team named HR Taskforce. The members of HR Taskforce are shown in the HR Taskforce exhibit.

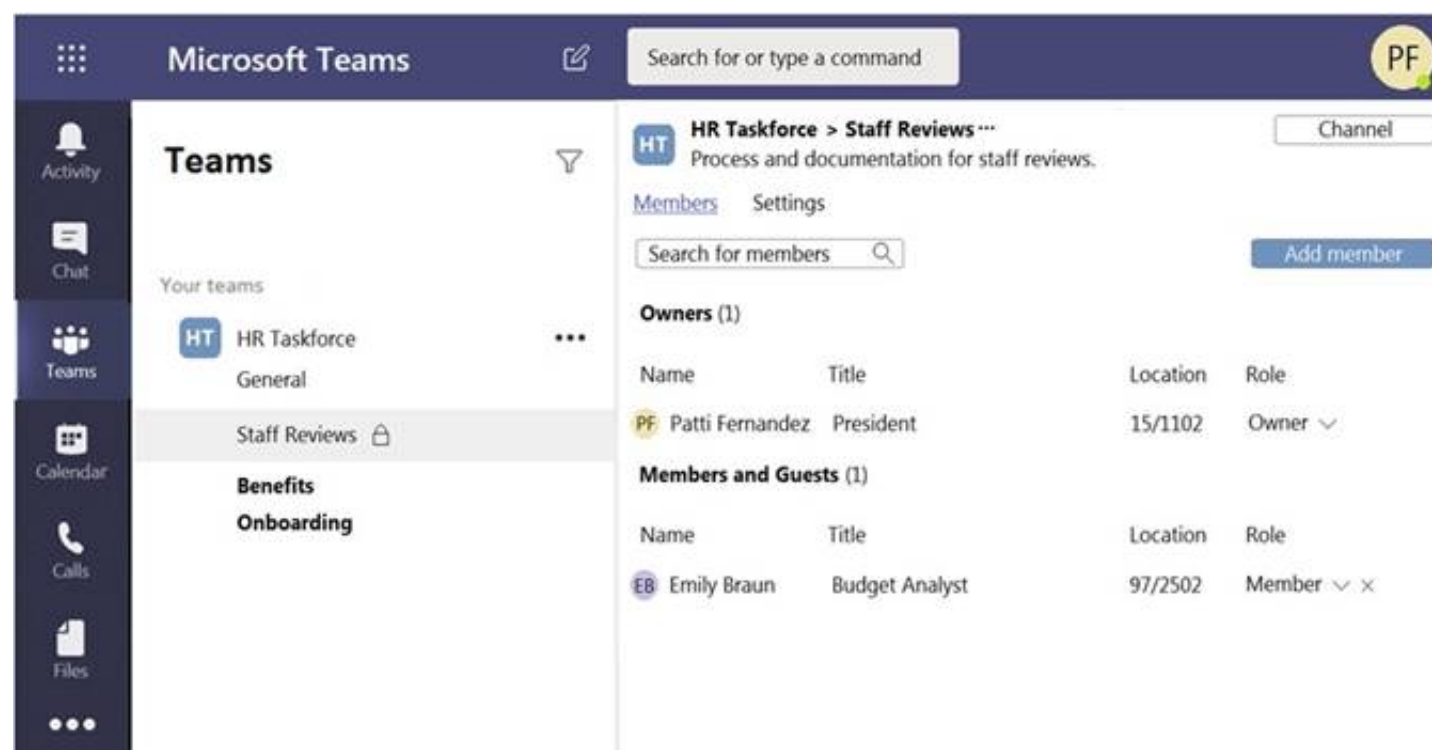


The members of a private channel named Staff Reviews are shown in the Members exhibit.



The files in the Staff Reviews channel are shown in the Files exhibit.





For each of the following statements, select Yes if the statement is true. Otherwise, select No.  
 NOTE: Each correct selection is worth one point

Statements	Yes	No
A user named Megan Bowen can view the name, description, and owner of the Staff Reviews channel.	<input type="radio"/>	<input type="radio"/>
A user named Megan Bowen can open the Staff Reviews Q4.docx file.	<input type="radio"/>	<input type="radio"/>
A user named Megan Bowen can add new members to the Staff Reviews channel.	<input type="radio"/>	<input type="radio"/>

- A. Mastered
- B. Not Mastered

**Answer:** A

**Explanation:**

Statements	Yes	No
A user named Megan Bowen can view the name, description, and owner of the Staff Reviews channel.	<input checked="" type="radio"/>	<input type="radio"/>
A user named Megan Bowen can open the Staff Reviews Q4.docx file.	<input type="radio"/>	<input checked="" type="radio"/>
A user named Megan Bowen can add new members to the Staff Reviews channel.	<input type="radio"/>	<input checked="" type="radio"/>

#### NEW QUESTION 94

- (Topic 5)

You have a Microsoft 365 subscription.

You create an org-wide team named Team1. Users named User1 and User2 are the owners of Team1.

You need to configure Team1 to meet following requirements:

? Ensure that only User1 and User2 can create new posts in the General channel.

? Prevent @mentions for the org-wide team members.

Which two actions should you perform from the Microsoft Teams client? Each correct answer presents part of the solution.

NOTE: Each correct selection is worth one point.

- A. From the Team1 settings, clear Give members the option to edit their messages
- B. From the General Channel settings of Team1, set the channel moderation preference to Anyone can post; show alert that postings will notify everyone (recommended for large teams)
- C. From the General Channel settings of Team1. set the channel moderation preference to Only owners can post messages.
- D. From the Team1 settings, disable all the Fun stuff settings.
- E. From the Team1 settings, set Show members the option to @team or @[team name] to Off.

**Answer:** CE

**Explanation:**

Reference:

<https://docs.microsoft.com/en-us/microsoftteams/create-an-org-wide-team>



#### NEW QUESTION 96


HOTSPOT - (Topic 5)

Your company plans to upgrade to Microsoft Teams from Microsoft Skype for Business Online. The org-wide coexistence mode for Microsoft Teams is set to Teams Only.

The company has a user named User1.

You need to implement a migration solution that meets the following requirements:

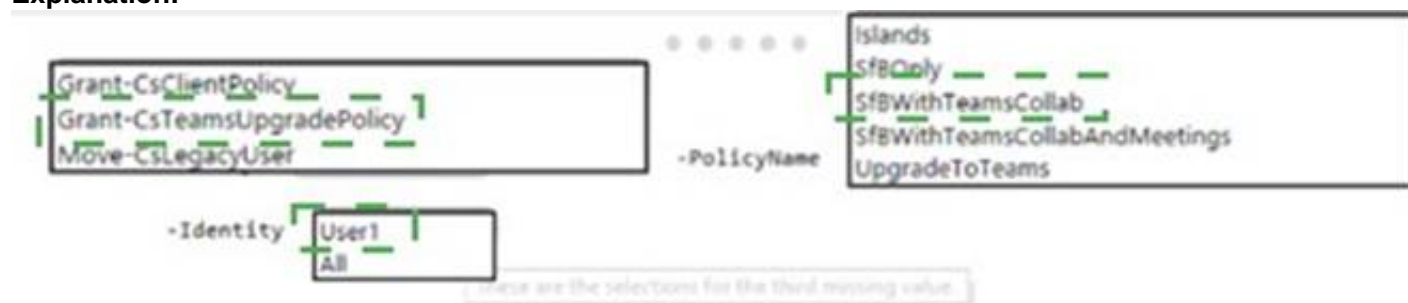
- User 1 must be able to chat and create meetings by using Skype for Business only.
- User 1 must be able to read and post messages by using Microsoft Teams channels. How should you complete the PowerShell command? To answer, select the appropriate options in the answer area. NOTE: Each correct selection is worth one point.



- A. Mastered
- B. Not Mastered

**Answer: A**

**Explanation:**



#### NEW QUESTION 97

- (Topic 5)

Your company has a Microsoft 365 E5 subscription.

The company uses Microsoft Skype for Business Online and plans to upgrade to Microsoft Teams.

The network contains the following devices:

- ? 100 computers that run Windows 10
- ? 50 Android devices
- ? 50 iPhone devices

All the devices have the Skype for Business app installed. You need to deploy Microsoft Teams to all the devices. What should you do?

- A. From the Microsoft Teams admin center, set Download the Teams app in the background for Skype forBusiness users to On.
- B. Create a Group Policy Object (GPO) that contains an app package, and then link the GPO.
- C. From the Microsoft Teams admin center, create an app setup policy that includes the Microsoft Teamsapp, and then assign the policy to all users.
- D. From the Microsoft Intune, push Microsoft Teams to all the devices.

**Answer: D**

**Explanation:**

<https://docs.microsoft.com/en-us/microsoftteams/setting-your-coexistence-and-upgrade- settings>

#### NEW QUESTION 99

SIMULATION - (Topic 4)

Task 5

You need to prevent incoming Teams call notifications when users are already on a Teams call or in a Teams meeting. The solution must NOT reject the call.

- A. Mastered
- B. Not Mastered

**Answer: A**

**Explanation:**

To prevent incoming Teams call notifications when users are already on a Teams call or in a Teams meeting, you can use the Teams admin center to enable the Mute notifications during meetings and calls option. This option will suppress the incoming call notifications without rejecting the call. The caller will still hear the ringing tone and the callee can still answer the call from the Teams app or the taskbar. Here are the steps to enable this option:

? Sign in to the Teams admin center with your Microsoft 365 username and password1.

? In the left navigation, go to Teams > Teams update policies.

? Select an existing policy or create a new one by clicking Add.

? In the Update policy pane, under Meetings and calls, turn on the toggle for Mute notifications during meetings and calls.

? Click Save and then Close.

Note: You can assign different update policies to different users or groups of users. For more information, see Manage update policies in Microsoft Teams2.

#### NEW QUESTION 103

SIMULATION - (Topic 4)

Task 6

You need to configure a virtual receptionist for your company's main office located at 1 Microsoft Way, Redmond. The solution must meet the following requirements:

- Callers must press 1 for the company directory to lookup by name.
- Callers must press 0 to hear the company address.
- Callers must be offered the same menu at all times.

- A. Mastered  
B. Not Mastered

**Answer:** A

**Explanation:**

To configure a virtual receptionist for your company's main office, you can use the Teams admin center to create and assign an auto attendant. An auto attendant is a voice menu system that allows callers to be transferred to an extension or a queue without speaking to an operator or receptionist. Here are the steps to create and assign an auto attendant that meets your requirements:

? Sign in to the Teams admin center with your Microsoft 365 username and password.

? In the left navigation, go to Voice > Auto attendants.

? Click Add (+) to create a new auto attendant.

? In the Basics tab, enter a name and an optional description for the auto attendant, such as "Main Office Receptionist".

? Under Phone number, select Assign and then choose a service number from the list or click Add new number to get a new one. A service number is a type of phone number that can handle hundreds of simultaneous calls and is used for services such as audio conferencing, auto attendants, and call queues.

? Click Apply and then Next.

? In the Greeting and menu tab, under Greeting, select Custom and then click Upload audio file to upload a recorded greeting message for the callers, such as "Welcome to Microsoft. Please listen carefully to the following options."

? Under Menu options, click Add (+) and then select Key press from the drop-down menu.

? In the Key press box, enter 1 and then select Dial by name from the Action drop-down menu. This will allow callers to press 1 for the company directory to lookup by name.

? Click Add (+) again and then select Key press from the drop-down menu.

? In the Key press box, enter 0 and then select Play audio file from the Action drop-down menu. This will allow callers to press 0 to hear the company address.

? Click Upload audio file and then upload a recorded message with the company address, such as "Our main office is located at 1 Microsoft Way, Redmond."

? Under Menu options, turn on the toggle for Repeat menu until caller hangs up or presses #. This will offer the same menu at all times.

? Click Next.

? In the Business hours tab, under Business hours, select 24/7 from the drop-down menu. This will make the auto attendant available at all times.

? Click Next.

? In the Review tab, review your settings and then click Save.

Now, you have configured a virtual receptionist for your company's main office that meets your requirements.

**NEW QUESTION 106**

SIMULATION - (Topic 4)

Task 11

You need to restrict external Teams communication for both calling and personal chat to only organizational users that use the microsoft.com domain.

- A. Mastered  
B. Not Mastered

**Answer:** A

**Explanation:**

To restrict external Teams communication for both calling and personal chat to only organizational users that use the microsoft.com domain, you need to use the Teams admin center to configure the external access settings. Here are the steps to follow:

? Sign in to the Teams admin center with your Microsoft 365 username and password.

? In the left navigation, go to Org-wide settings > External access.

? Under External access, turn on the toggle for Users can communicate with other Skype for Business and Teams users.

? Under Cross-tenant access settings, click Manage settings.

? In the Cross-tenant access settings pane, under Calling and chat, select Allow specific domains and then enter microsoft.com in the box below. This will allow your users to communicate with Microsoft users via calling and chat.

? Click Save.

Note: You also need to make sure that microsoft.com has configured their external access settings to allow communication with your domain. See Communicate with users from other organizations for more details.

**NEW QUESTION 110**

SIMULATION - (Topic 4)

Task 4

You need to add the following disclaimer as part of all Teams meeting invites: "Disclaimer: This meeting may be recorded for quality and training purposes."

- A. Mastered  
B. Not Mastered

**Answer:** A

**Explanation:**

To add a disclaimer to all Teams meeting invites, you can use the Exchange admin center to create a mail flow rule that applies the disclaimer to meeting requests. Here are the steps to follow:

? Sign in to the Exchange admin center with your Microsoft 365 username and password1.

? In the left navigation, go to Mail flow > Rules.

? Click Add (+) and then select Create a new rule.

? In the New rule pane, enter a name for the rule, such as “Meeting disclaimer”.  
? Under Apply this rule if, select A message header includes any of these words.  
? In the Specify header name box, enter X-MS-Exchange-Calendar-Meeting- Request. This is a special header that identifies meeting requests2.  
? In the Specify words or phrases box, enter True. This means that the rule will apply to any message that has the header set to True.  
? Click Add and then OK.  
? Under Do the following, select Append the disclaimer.  
? In the Specify disclaimer text box, enter the disclaimer text that you want to add to the meeting invites, such as:  
Disclaimer: This meeting may be recorded for quality and training purposes.  
? Click Enter text and then OK.  
? Under Choose a mode for this rule, select Enforce.  
? Click Save.  
Now, when you or anyone in your organization schedules a Teams meeting, the disclaimer will be added to the meeting invites automatically.

#### NEW QUESTION 115

- (Topic 3)

Which license should you purchase to meet the technical requirements of the marketing department to apply a watermark?

- A. Microsoft Priva Subject Rights Requests
- B. Microsoft Priva Privacy Risk Management
- C. Microsoft Teams Premium
- D. Microsoft Defender for Cloud Apps

**Answer:** C

#### NEW QUESTION 117

SIMULATION - (Topic 4)

Task 3

Adele Vance Is a member of your company s technology adoption team.

You need to provide only Adele with the ability to turn on and off Teams preview features.

- A. Mastered
- B. Not Mastered

**Answer:** A

#### Explanation:

To provide only Adele Vance with the ability to turn on and off Teams preview features, you need to create and assign a custom update policy for her. Here are the steps to do so:

- ? Sign in to the Microsoft Teams admin center with your Microsoft 365 username and password1.
  - ? In the left navigation, go to Teams > Teams Update policies.
  - ? Select Add to create a new policy or select an existing policy to open Update policy.
  - ? Name the update policy, add a description, and select Enabled from the drop- down menu for Allow public preview. This option enables Teams Public Preview regardless of whether a user is enrolled in Office Current Channel (Preview). The end user must also opt in to Teams public preview in their Teams app2.
  - ? Click Save and then Close.
  - ? In the left navigation, go to Users and then search for Adele Vance from the list of users.
  - ? In the user details page, go to Policies and then click Edit next to Assigned policies.
  - ? In the Assigned policies pane, under Update policy, select the policy that you created or modified in step 4 from the drop-down menu.
  - ? Click Apply and then Close.
- Now, Adele Vance can turn on and off Teams preview features by following these steps in her Teams app3:
- ? Select the three dots to the left of your profile to display the Teams menu.
  - ? Select About > Public preview.
  - ? Select Switch to Public preview or Switch back to standard version.

#### NEW QUESTION 119

- (Topic 2)

You need to identify the requirements for the voice pilot project.

Which two actions should you perform? Each correct answer presents part of the solution.

NOTE: Each correct selection is worth one point.

- A. Assign an additional license and phone number to each user.
- B. Deploy a Session Border Controller (SBC) for Litware.
- C. Purchase a Calling Plan for each user.
- D. Create a dial plan for Litware.
- E. Purchase a Calling Plan for Litware.

**Answer:** AC

#### NEW QUESTION 123

- (Topic 2)

You need to implement a solution to meet the Microsoft Teams requirements for the compliance department. What should you do first?

- A. Add all the compliance department users as members of an org-wide team.
- B. Add all the compliance department users to a universal security group.
- C. Add all the compliance department users to an Office 365 group.
- D. Assign the Teams Communications Support Engineer role to all the compliance department users.

**Answer:** B

**Explanation:**  
<https://docs.microsoft.com/en-us/microsoft-365/admin/create-groups/compare-groups?view=o365-worldwide>

**NEW QUESTION 124**

- (Topic 2)  
You need to configure Microsoft Teams to meet the collaboration and meeting requirements.  
Which two actions should you perform from the Microsoft Teams admin center? Each correct answer presents part of the solution.  
NOTE: Each correct selection is worth one point.

- A. Modify the Meeting settings.
- B. Create a teams policy.
- C. Create a meeting policy.
- D. Create a live events policy.
- E. Modify the Teams settings.

**Answer:** AC

**Explanation:**  
<http://blog.schertz.name/2019/07/customizing-microsoft-teams-meeting-invitations/> <https://docs.microsoft.com/en-us/microsoftteams/cloud-recording>

**NEW QUESTION 128**

HOTSPOT - (Topic 3)  
You need to configure a policy for the IT department to meet the technical requirements for training videos.  
How should you complete the PowerShell cmdlet? To answer, select the appropriate options in the answer area.  
NOTE: Each correct selection is worth one point.

**Answer Area**

Set-CsTeamsMeetingPolicy

Set-CsTeamsMeetingBroadcastConfiguration

Set-CsTeamsMeetingBroadcastPolicy

Set-CsTeamsMeetingConfiguration

Set-CsTeamsMeetingPolicy

- Identity IT

-NewMeetingRecordingExpirationDays

-AllowCloudRecording

-ChannelRecordingDownload

-NewMeetingRecordingExpirationDays

-RecordingStorageMode

- A. Mastered
- B. Not Mastered

**Answer:** A

**Explanation:**

**Answer Area**

Set-CsTeamsMeetingPolicy

Set-CsTeamsMeetingBroadcastConfiguration

Set-CsTeamsMeetingBroadcastPolicy

Set-CsTeamsMeetingConfiguration

Set-CsTeamsMeetingPolicy

- Identity IT

-NewMeetingRecordingExpirationDays

-AllowCloudRecording

-ChannelRecordingDownload

-NewMeetingRecordingExpirationDays

-RecordingStorageMode

**NEW QUESTION 133**

DRAG DROP - (Topic 2)  
You need to configure data retention policies for the teams. The solution must meet the data retention requirements.  
Which content location should you include in the retention policies? To answer, drag the appropriate content locations to the correct requirements. Each content location may be used once, more than once, or not at all. You may need to drag the split bar between panes or scroll to view content.  
NOTE: Each correct selection is worth one point.

**Content Locations**

Exchange email

OneDrive accounts

SharePoint sites

Teams channel messages

Teams chat

**Answer Area**

Requirement1:

Content location

Requirement2:

Content location

Requirement3:

Content location

- A. Mastered
- B. Not Mastered



Answer: A

Explanation:

Content Locations

Exchange email

OneDrive accounts

SharePoint sites

Teams channel messages

Teams chat

Answer Area

Requirement1:

Exchange email

Requirement2:

SharePoint sites

Requirement3:

OneDrive accounts

NEW QUESTION 137

- (Topic 1)

You need to configure the user accounts of the sales department users to meet the security requirements.  
What should you do for each user?

- A. From the Microsoft Teams admin center, set the Microsoft Teams upgrade policy toSkype for Business with Teams collaboration and meetings coexistence mode.
- B. From PowerShell, run the Grant-CsTeamsUpgradePolicy -PolicyName SfBWithTeamsCollab cmdlet.
- C. From PowerShell, run the Grant-CsTeamsUpgradePolicy -PolicyName Islands cmdlet.
- D. From the Microsoft Teams admin center, set the Microsoft Teams upgrade policy toSkype for Business coexistence mode.

Answer: A

Explanation:

Reference:  
<https://docs.microsoft.com/en-us/microsoftteams/teams-and-skypeforbusiness-coexistence-andinteroperability>

NEW QUESTION 142

HOTSPOT - (Topic 5)

You have a Microsoft 365 subscription.  
You need to create a new Microsoft Teams team named Human Resources that meets the following requirements:

- ? All join requests must be approved by an owner of the team.
- ? The URL for the Microsoft SharePoint Online site of the team must be /teams/HR.
- ? Two users named jane@contoso.com and bob@contoso.com must be assigned as team owners.
- How should you complete the PowerShell command? To answer, select the appropriate options in the answer area.
- NOTE: Each correct selection is worth one point.

Connect-MicrosoftTeams

\$TeamId = New-Team -DisplayName "Human Resources"

-Classification

-ShowinTeamsSearchAndSuggestions

-Template

-Visibility

Private

-Owner jane.doe@contoso.com -MailNickName

HR

/sites/HR

/teams/HR

Add-TeamChannelUser

Add-TeamUser

Set-Team

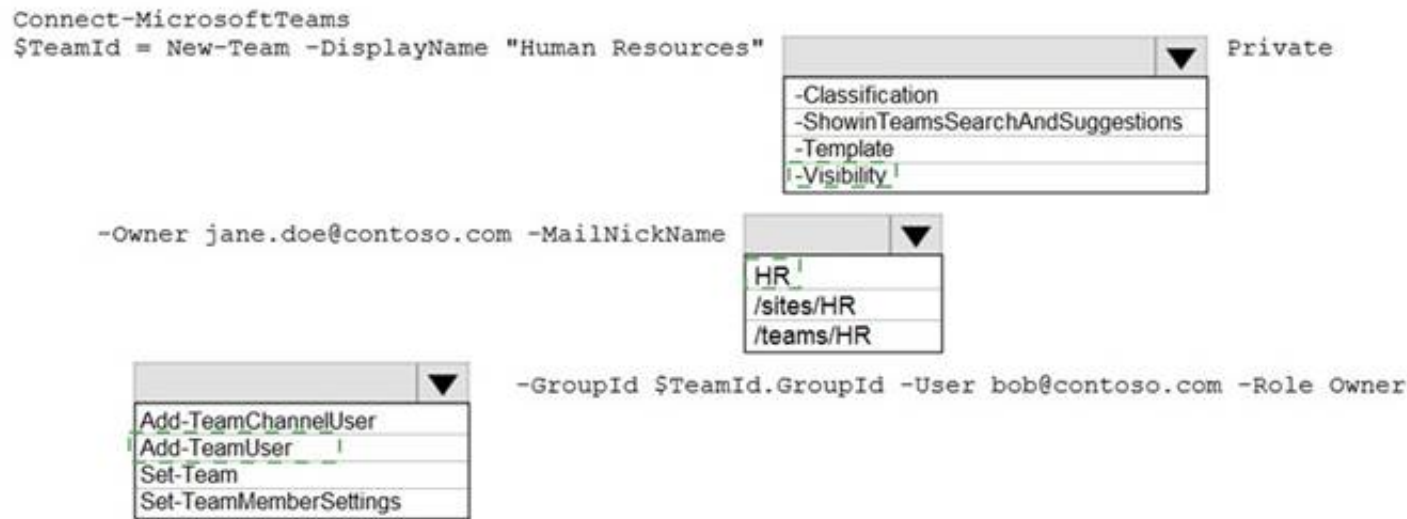
Set-TeamMemberSettings

-GroupId \$TeamId.GroupId -User bob@contoso.com -Role Owner

- A. Mastered
- B. Not Mastered

Answer: A

Explanation:



#### NEW QUESTION 146

- (Topic 5)

You have a Microsoft 365 E5 subscription that uses Microsoft Teams. Users report poor call quality. You need to identify the source of the call quality issues and which locations are affected. What should you do first?

- A. Run the Teams device usage report.
- B. Run the Teams user activity report.
- C. Upload building data to the Call quality dashboard.
- D. Upload reporting labels for each location.

**Answer: C**

#### NEW QUESTION 150

- (Topic 5)

Your company uses Teams.

You successfully port and assign an audio conferencing toll-free number to Microsoft. You test the toll-free number and ensure that meetings are successful. The next day, you receive reports that the toll-free number is no longer working, but local toll numbers still work. You need to ensure that the toll-free number works. What should you do?

- A. Add the toll-free number to an Audio Conferencing policy.
- B. Set Anonymous users and dial-in callers can start a meeting to On
- C. Add Communication Credits.
- D. Set the toll-free number as the default conference bridge.

**Answer: A**

#### NEW QUESTION 152

- (Topic 5)

You have a Microsoft 365 E5 subscription.

You need to generate a report that provides the following information:

- ? How many users post and reply to channel messages
- ? The number of ad hoc meetings organized by a user
- ? The number of meetings a user has participated in
- ? The total video time of a user

Which report should you run?

- A. Teams user activity
- B. Teams usage
- C. Teams live event usage
- D. Teams app usage

**Answer: A**

#### Explanation:

Reference:

<https://docs.microsoft.com/en-us/microsoftteams/teams-analytics-and-reports/teams-usage-report>

#### NEW QUESTION 155

HOTSPOT - (Topic 5)

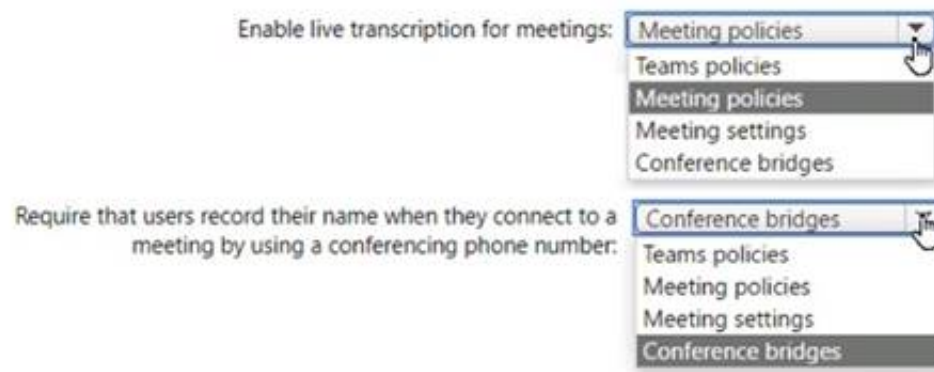
You have a Microsoft 365 subscription that uses Microsoft Teams.

You need to configure Microsoft Teams to meet the following requirements:

- Enable live transcription for meetings.
- Require that users record their name when they connect to a meeting by using a conferencing phone number.

What should you configure for each requirement? To answer, select the appropriate options in the answer area. NOTE: Each correct selection is worth one point.

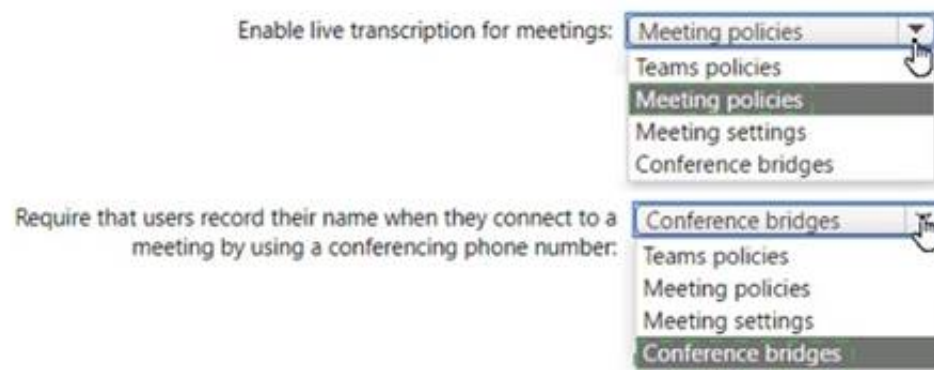
**Answer Area**



- A. Mastered
- B. Not Mastered

**Answer:** A

**Explanation:**  
**Answer Area**



**NEW QUESTION 157**

- (Topic 5)

Your company has a Microsoft 365 subscription that contains a Microsoft Teams auto attendant. Calls to the auto attendant will be redirected to a shared voicemail. You need to create a group for the shared voicemail. Which type of group should you create?

- A. mail-enabled security
- B. distribution
- C. security
- D. Microsoft 365

**Answer:** D

**Explanation:**

Reference:  
<https://docs.microsoft.com/en-us/microsoftteams/create-a-phone-system-auto-attendant>

**NEW QUESTION 161**

- (Topic 5)

You plan to implement a pilot project on Phone System for 100 users. The pilot project will use a Microsoft Calling Plan. You need to ensure that the users can establish calls to the PSTN. Which cmdlets should you run?

- A. Set-AzureADUserLicense, Set-CSUser, and Set-AzureADUser
- B. Grant-CsOnlineVoiceRoutingPolicy, Set-CsOnlineVoiceUser, and Set-CSUser
- C. Set-AzureADUser, Grant-CsOnlineVoiceRoutingPolicy, and Set-CsOnlineVoiceUser
- D. Set-AzureADUserLicense, Set-CsOnlineVoiceUser, and Set-CSUser

**Answer:** D

**Explanation:**

A Microsoft Calling plan requires an additional license. The three cmdlets in this answer assign a phone system license to the user, assigns a phone number to the user and enables the user for Enterprise Voice.

Reference:  
<https://docs.microsoft.com/en-us/microsoftteams/calling-plans-for-office-365> <https://docs.microsoft.com/en-us/microsoftteams/set-up-calling-plans>

**NEW QUESTION 164**

HOTSPOT - (Topic 5)

You need to install the Microsoft Viva Connections application in Microsoft Teams for a specific group. How should you complete the PowerShell cmdlets? To answer, select the appropriate options in the answer area.  
 NOTE: Each correct selection is worth one point.

**Answer Area**

New-CsGroupPolicyAssignment

New-CsApplicationAccessPolicy

New-CsGroupPolicyAssignment

New-CsTeamsAppPermissionPolicy

New-CsTeamsAppSetupPolicy

-GroupId 2b242920-86ce-4e7c-bcb8-a17c0ba0bb94 -PolicyType

TeamsAppSetupPolicy

TeamsAppSetupPolicy

TeamsChannelsPolicy

TeamsEducationAssignmentsAppPolicy

TeamsUpdateManagementPolicy

-PolicyName "Viva Connections" -Rank 1

- A. Mastered  
B. Not Mastered

**Answer:** A

**Explanation:**

**Answer Area**

New-CsGroupPolicyAssignment

New-CsApplicationAccessPolicy

New-CsGroupPolicyAssignment

New-CsTeamsAppPermissionPolicy

New-CsTeamsAppSetupPolicy

-GroupId 2b242920-86ce-4e7c-bcb8-a17c0ba0bb94 -PolicyType

TeamsAppSetupPolicy

TeamsAppSetupPolicy

TeamsChannelsPolicy

TeamsEducationAssignmentsAppPolicy

TeamsUpdateManagementPolicy

-PolicyName "Viva Connections" -Rank 1

**NEW QUESTION 165**

HOTSPOT - (Topic 5)

You have a Microsoft 365 subscription that uses Microsoft Teams and contains a user named User1 and three groups named Group1 , Group2 and Group3. User1 is a member of Group1, Group2, and Group3.

The subscription has the meeting policies shown in the following table.

Name	Configuration
Global (Org-wide default)	Meet now in channels: On Transcription: Off
Policy1	Meet now in channels: Off Transcription: Off
Policy2	Meet now in channels: On Transcription: Off

Statements	Yes	No
Meet now in channels is turned off for User1.	<input type="radio"/>	<input type="radio"/>
Transcription is turned off for User1.	<input type="radio"/>	<input type="radio"/>
The Global (Org-wide default) policy applies to User1.	<input type="radio"/>	<input type="radio"/>

- A. Mastered  
B. Not Mastered

**Answer:** A

**Explanation:**



Statements	Yes	No
Meet now in channels is turned off for User1.	<input checked="" type="radio"/>	<input type="radio"/>
Transcription is turned off for User1.	<input checked="" type="radio"/>	<input type="radio"/>
The Global (Org-wide default) policy applies to User1.	<input type="radio"/>	<input checked="" type="radio"/>

NEW QUESTION 167

- (Topic 5)  
Your company has a Microsoft 365 subscription.  
The company deploys Microsoft Teams for 5,000 users.  
You need to generate a report that contains the following information:  
The number of active Microsoft Teams users during the last seven days. The number of active team channels during the last seven days.  
Which usage reports should you run?

- A. Teams device usage
- B. Teams live event usage
- C. Teams user activity
- D. Teams usage

Answer: D

Explanation:  
Reference:  
<https://docs.microsoft.com/en-us/microsoftteams/teams-analytics-and-reports/teams-usage-report>

NEW QUESTION 169

DRAG DROP - (Topic 5)  
Your company uses Teams and deploys the Yammer Communities app to all users.  
The communications department at the company needs you to replace the image on the Teams app bar for the Communities app.  
Which three actions should you perform in sequence? To answer, drag the appropriate reports to the correct requirements. Each report may be used once, more than once, or not at all.

Actions

From Customize store in the Microsoft Teams admin center, choose an image.

Publish the app.

From Manage apps in the Microsoft Teams admin center, select **Customize**.

From Org-wide app settings, set Show tailored apps to **On**.

Modify the Color icon and Outline icon settings.

Answer Area

>

<

- A. Mastered
- B. Not Mastered

Answer: A

Explanation:

Actions

From Customize store in the Microsoft Teams admin center, choose an image.

Publish the app.

From Manage apps in the Microsoft Teams admin center, select **Customize**.

From Org-wide app settings, set Show tailored apps to **On**.

Modify the Color icon and Outline icon settings.

Answer Area

From Manage apps in the Microsoft Teams admin center, select **Customize**.

From Org-wide app settings, set Show tailored apps to **On**.

Publish the app.

NEW QUESTION 174

- (Topic 5)  
Your company uses Teams.  
You are assigned the Teams Communications Support Specialist role.  
You need to be assigned a role that will enable you to publish a new app to the Teams apps page. The solution must follow the principle of least privilege.  
Which role should be assigned to you?

- A. Office Apps Administrator
- B. Teams Administrator

Passing Certification Exams Made Easy

visit - <https://www.surepassexam.com>

- C. Application Administrator
- D. Cloud Application Administrator

**Answer:** D

#### NEW QUESTION 176

- (Topic 5)

Your company has a Microsoft 365 subscription.

You need to prevent only users in the company's research department from deleting chat messages.

What should you do first from the Microsoft Teams admin center?

- A. Configure the Meeting settings.
- B. Create a new messaging policy.
- C. Modify the global messaging policy.
- D. Create a new meeting policy.

**Answer:** B

#### NEW QUESTION 181

- (Topic 5)

You have a Microsoft 365 E5 subscription that uses Teams.

You need to ensure that all the files in Teams channels are stored for at least one year after the files are deleted.

What should you do?

- A. Create an Audit retention policy.
- B. Enable Customer Lockbox.
- C. Create a data loss prevention (DIP) policy for Teams chat and channel messages.
- D. Create a retention policy for Microsoft SharePoint sites.

**Answer:** D

#### Explanation:

<https://docs.microsoft.com/en-us/microsoft-365/compliance/retention-policies-teams?view=o365-worldwide>

#### NEW QUESTION 184

- (Topic 5)

Your company has a Microsoft 365 subscription that contains 20 teams.

You need to ensure that a team named Team1 is identified as Highly Confidential in the Microsoft Teams client.

What should you use?

- A. a classification label in the Azure Active Directory admin center
- B. a sensitivity label in the Security & Compliance admin center
- C. a supervisor policy in the Security & Compliance admin center
- D. a teams policy in the Microsoft Teams admin center

**Answer:** B

#### Explanation:

<https://docs.microsoft.com/en-us/microsoft-365/compliance/sensitivity-labels-teams-groups-sites>

#### NEW QUESTION 187

- (Topic 5)

Your company has a Microsoft Office 365 subscription.

The company has the departments and teams shown in the following table.

Department name	Team name
Sales	Teams1
Finance	Teams2
HR	Teams3

You need to recommend which policies must be created to meet the following requirements:

? Users in the HR department must be prevented from sending messages marked as Urgent.

? Users in the finance department must be able to send messages marked as Urgent.

? Users in the finance department must be able to delete sent messages.

? The solution must only affect the HR department users and the finance department users.

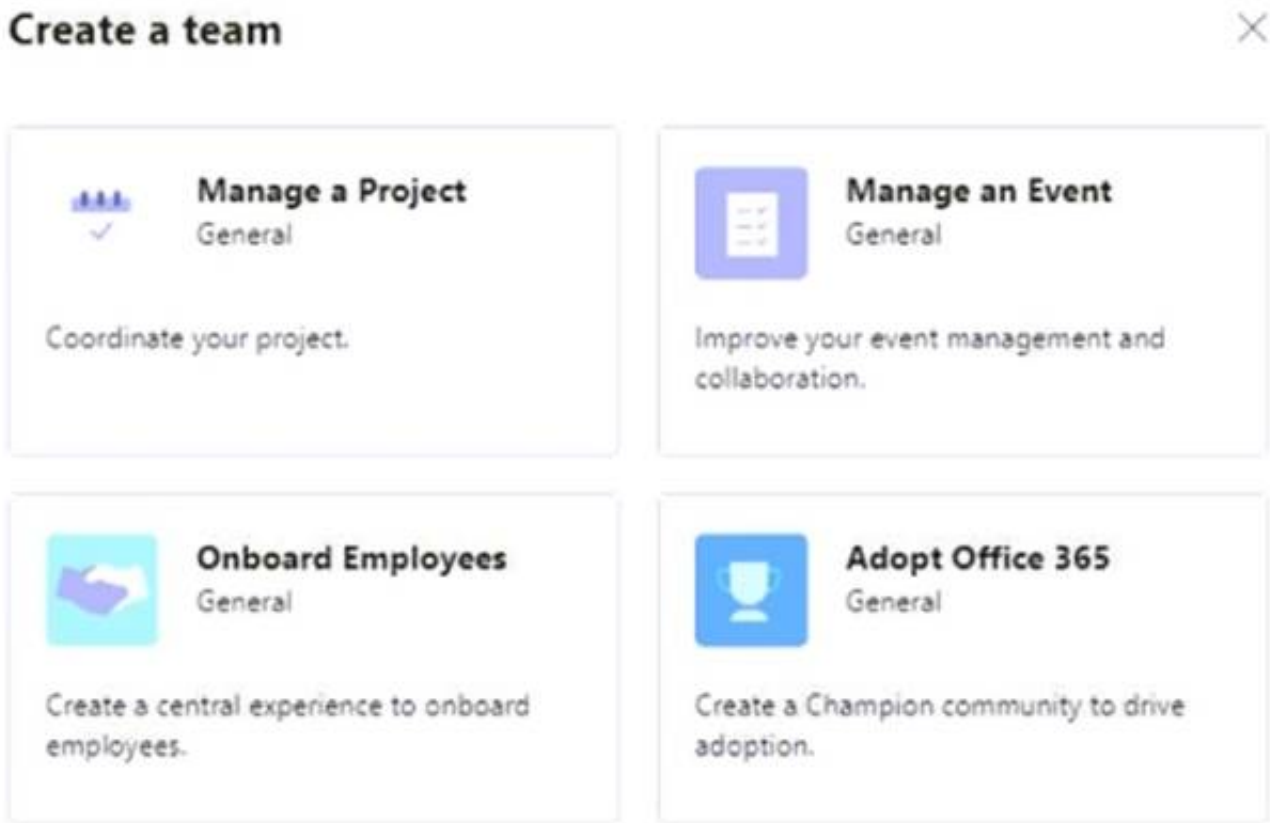
What is the minimum number of policies you should recommend?

- A. two messaging policies
- B. one messaging policy and one permission policy
- C. one permission policy only
- D. two permission policies
- E. one messaging policy only

Answer: A

**NEW QUESTION 190**

- (Topic 5)  
 You have a Microsoft 365 subscription that uses Microsoft Teams.  
 When a user creates a new team, the user sees the templates shown in the following exhibit.



- A. From the Microsoft Teams admin center, modify the team templates.
- B. From PowerShell, modify the team templates.
- C. From the Microsoft Teams admin center, modify the templates policies.
- D. From PowerShell, modify the Teams policies.

Answer: C

**Explanation:**  
<https://learn.microsoft.com/en-us/sharepoint/dev/declarative-customization/site-design-scoping>

**NEW QUESTION 191**

HOTSPOT - (Topic 5)  
 Your company uses Microsoft Teams.  
 You have a meeting policy named Policy1 that is assigned to a group named Sales. You need to ensure that all the meetings recorded by the Sales group are stored indefinitely.  
 How should you complete the PowerShell cmdlet? To answer, select the appropriate options in the answer area.  
 NOTE: Each correct selection is worth one point.



- A. Mastered
- B. Not Mastered

Answer: A

**Explanation:**  
 Answer Area

**NEW QUESTION 194**

- (Topic 5)  
 You have a Microsoft 365 E5 subscription that uses Microsoft Teams.  
 You need to enforce multi-factor authentication (MFA) for all users that access Microsoft Teams outside the corporate network.  
 What should you configure?

- A. a compliance policy
- B. a Teams policy

- C. a sign-in risk policy
- D. a Conditional Access policy

**Answer:** D

**Explanation:**

<https://learn.microsoft.com/en-us/azure/active-directory/conditional-access/howto-conditional-access-policy-all-users-mfa>

**NEW QUESTION 199**

- (Topic 5)

Your company is upgrading from Microsoft Skype for Business Online to Microsoft Teams.

The company's Microsoft Teams upgrade policy is set to Islands coexistence mode. The company plans to maintain the coexistence mode for several months. Several users report that they receive email messages about missed chat conversations. You need to recommend a solution to ensure that all the users receive chat messages.

Which two actions should you recommend? Each correct answer presents part of the solution.

NOTE: Each correct selection is worth one point.

- A. Install the Microsoft Teams clients on all the computers that run the Skype for Business clien
- B. Instruct the users to sign in to both client applications.
- C. Instruct the users to modify the permissions in the Microsoft Teams client.
- D. Modify the global app setup policy.
- E. Modify the global app permission policy.
- F. Install the Skype for Business client on all the computers that run the Microsoft Teams clien
- G. Instruct the users to sign in to both client applications.

**Answer:** AE

**Explanation:**

Reference:

<https://docs.microsoft.com/en-us/microsoftteams/teams-and-skypeforbusiness-coexistence-and-interoperability>

**NEW QUESTION 201**

HOTSPOT - (Topic 5)

Your company has a Microsoft Office 365 subscription.








The assigned licenses are shown in the Licenses exhibit. (Click the Licenses tab.)

Office

**Licenses**

Select a product to view and assign licenses.  
[Go to Products & services](#) to manage billing or buy more licenses.

⌵ Export ↻ Refresh

Name ↑	Available quantity		Account type
 Microsoft 365 Domestic and International Calling Plan	41 available 9 assigned of 50 total	<div><div></div></div>	Organization
 Microsoft 365 Phone System - Virtual User	8 available 2 assigned of 10 total	<div><div></div></div>	Organization
 Microsoft Power Automate Free	9995 available 5 assigned of 10000 total	<div><div></div></div>	Organization
 Office 365 E3	13 available 12 assigned of 25 total	<div><div></div></div>	Organization
 Office 365 E5	34 available 16 assigned of 50 total	<div><div></div></div>	Organization
 Office 365 E5 without Audio Conferencing	5 available 0 assigned of 5 total	<div><div></div></div>	Organization
 Power BI (free)	Unlimited licenses 1 assigned		Organization

The available phone numbers are shown in the Phone numbers exhibit. (Click the Phone Numbers tab.)



### Phone numbers

To set up calling features for users and services in your organization, you can get new numbers or port existing ones from a service provider. You can manage phone numbers including assigning, unassigning and releasing phone numbers for people or for services like audio conferencing, auto attendants or call queues. [Learn more](#)

Numbers

Order history

+ Add

⌵ Port

✎ Edit

Match all of these conditions: Number starts with = 1952

ⓧ

✓	Phone number	Location	Number type	Status
	+1 952 208 5221	Bloomington, United States	Users	Unassigned
	+1 952 208 5222	Bloomington, United States	Users	Unassigned
	+1 952 208 5223	Bloomington, United States	Users	Unassigned
	+1 952 222 8948	Bloomington, United States	Service	Unassigned
	+1 952 222 8963	Bloomington, United States	Service	Unassigned
	+1 952 222 8974	Bloomington, United States	Service	Unassigned

For each of the following statements, select Yes if the statement is true. Otherwise, select No.  
 NOTE: Each correct selection is worth one point.

Statements	Yes	No
Phone number +1 952 222 8948 can be assigned to a user.	<input type="radio"/>	<input type="radio"/>
Phone number +1 952 222 8948 can be assigned to a call queue.	<input type="radio"/>	<input type="radio"/>
Phone number +1 952 222 8948 can be assigned to a conference bridge.	<input type="radio"/>	<input type="radio"/>

- A. Mastered
- B. Not Mastered

Answer: A

Explanation:

Statements	Yes	No
Phone number +1 952 222 8948 can be assigned to a user.	<input type="radio"/>	<input checked="" type="radio"/>
Phone number +1 952 222 8948 can be assigned to a call queue.	<input checked="" type="radio"/>	<input type="radio"/>
Phone number +1 952 222 8948 can be assigned to a conference bridge.	<input checked="" type="radio"/>	<input type="radio"/>

**NEW QUESTION 204**

- (Topic 5)  
 Your company has a Microsoft 365 subscription.  
 You plan to enable users to book meetings in several of the company's conference rooms by using the Microsoft Teams client.  
 You need to create the required resources in Microsoft 365 for the conference rooms. What should you create for each conference room?

- A. a team
- B. a resource mailbox
- C. an auto attendant
- D. an Office 365 group

Answer: B

Explanation:

Reference:  
<https://docs.microsoft.com/en-us/microsoftteams/rooms/rooms-deploy>

NEW QUESTION 208

HOTSPOT - (Topic 5)

You have a Microsoft 365 subscription that uses Microsoft Teams.  
You have a team named Project1 that contains the members shown in the following table.

Name	Role
User1	Owner
User2	Member
Guest1	Guest

Project1 contains the channels shown in the following table.

Name	Type
General	Standard
Budgets	Private
Planning	Standard

You need to identify which users can be added as a channel moderator, and which channels support moderation. What should you identify? To answer, select the appropriate options in the answer area. NOTE: Each correct selection is worth one point.

Answer Area

Users that can be added as a channel moderator:

User1 only  
User2 only  
User1 and User2 only  
User1, User2, and Guest1

Channels that support moderation:

General only  
Budgets only  
Planning only  
General and Planning only  
General, Budgets, and Planning

- A. Mastered
- B. Not Mastered

Answer: A

Explanation:

Answer Area

Users that can be added as a channel moderator:

User1 only  
User2 only  
User1 and User2 only  
User1, User2, and Guest1

Channels that support moderation:

General only  
Budgets only  
Planning only  
General and Planning only  
General, Budgets, and Planning

NEW QUESTION 213

- (Topic 5)  
Your company uses Teams.  
A user named User1 cannot invite guest users to Teams.  
What should you recommend using to identify the cause of the issue?

- A. Microsoft Teams Network Assessment Tool
- B. Teams advisor
- C. Microsoft 365 network connectivity test tool
- D. self-help diagnostics

**Answer:** D

#### NEW QUESTION 216

- (Topic 5)  
You have a team in Microsoft Teams named Team1 that has the channels shown in the following table.

Name	Type
General	Standard
Channel1	Standard
Channel2	Private

Which channels support moderation?

- A. Channel2only
- B. General and Channel1 only
- C. General only
- D. Channel1 and Channel2 only
- E. Channel1 only

**Answer:** B

#### NEW QUESTION 219

- (Topic 5)  
You have a Microsoft 365 subscription that uses Microsoft Teams.  
You need to ensure that Microsoft Teams audio, video, and screen sharing data is prioritized over other data types across the network.  
What should you do from the Microsoft Teams admin center?

- A. Modify the global (Org-wide default) meeting policy and configure the Media bit rate (Kbs) setting.
- B. Modify the global (Org-wide default) meeting policy and configure the Mode for IP video setting.
- C. From the Meeting settings, select automatically use any available ports
- D. From the Meeting settings, set Insert Quality of Service (QoS) markers for real-time media traffic to On.

**Answer:** B

#### NEW QUESTION 224

- (Topic 5)  
You company has a Microsoft 365 subscription that uses Phone System and Calling Plans. You plan to implement a toll phone number for the helpdesk.  
You need to implement the following call features for the helpdesk phone number:  
? Must include a greeting and hold music  
? Must bypass menu options when a call is established to the helpdesk  
What two resources should you create? Each correct answer presents part of the solution.  
NOTE: Each correct selection is worth one point.

- A. a call queue
- B. a call park
- C. an auto attendant
- D. a resource account
- E. a calling policy

**Answer:** AC

#### Explanation:

<https://docs.microsoft.com/en-us/microsoftteams/create-a-phone-system- call-queue>  
<https://docs.microsoft.com/en-us/microsoftteams/teams-calling-policy>

#### NEW QUESTION 226

- (Topic 5)  
You have a Microsoft Office 365 subscription.  
You need to prevent guest users from deleting channels from a Microsoft Teams team.  
What should you use?

- A. the Microsoft 365 admin center
- B. the Microsoft Teams PowerShell module
- C. the Azure Active Directory admin center
- D. the Security & Compliance admin center

**Answer:** B



**Explanation:**  
 Reference:  
<https://docs.microsoft.com/en-us/powershell/module/teams/set-team?view=teams-ps>

**NEW QUESTION 230**

- (Topic 5)  
 Your company has a Microsoft 365 subscription that contains a team named Sales.  
 You need to recommend a solution to ensure that all guest users who are members of Sales receive an email message each year to verify that they want to remain in the team.  
 What should you include in the recommendation?

- A. an identity provider
- B. a Microsoft Outlook add-in
- C. a supervision policy
- D. an access review

**Answer:** D

**NEW QUESTION 233**

- (Topic 5)  
 You have a Microsoft 365 subscription that uses Microsoft Teams.  
 You need to ensure that only the following apps are available in the Microsoft Teams app store:  
 ? Lists  
 ? Project  
 ? Bulletins  
 ? OneNote  
 ? PowerApps  
 The solution must minimize administrative effort. What should you do?

- A. Configure the Org-wide app settings
- B. From the Manage apps page, block unapproved apps
- C. Configure the global (Org-wide default) app permission policy
- D. Configure the global (Org-wide default) app setup policy

**Answer:** C

**Explanation:**  
 Reference:  
<https://docs.microsoft.com/en-us/microsoftteams/teams-app-permission-policies>

**NEW QUESTION 237**

HOTSPOT - (Topic 5)  
 You have a Microsoft 365 subscription that uses Microsoft Teams and contains the users shown in the following table.

Name	Role	Azure Active Directory (Azure AD) license	Microsoft 365 license
User1	User administrator	Azure Active Directory Premium Plan1	Enterprise E5
User2	None	Azure Active Directory Premium Plan1	Enterprise E5
User3	None	Azure Active Directory Premium Plan2	Enterprise E5
User4	None	Azure Active Directory Premium Plan2	Enterprise E5
Guest1	None	None	None

You have the team shown in the following table.

Name	Owner	Members and guests
Project1	User2	User3 User4 Guest1

A new access review needs to be created for Project1.  
 For each of the following statements, select Yes if the statement is true. Otherwise, select No.  
 NOTE: Each correct selection is worth one point.

Statements	Yes	No
User1 can create and manage the access review.	<input type="radio"/>	<input type="radio"/>
User2 can be assigned as a reviewer of the access review.	<input type="radio"/>	<input type="radio"/>
Guest1 can be assigned as a reviewer of the access review.	<input type="radio"/>	<input type="radio"/>

- A. Mastered
- B. Not Mastered



Answer: A

Explanation:

Statements	Yes	No
User1 can create and manage the access review.	<input checked="" type="radio"/>	<input type="radio"/>
User2 can be assigned as a reviewer of the access review.	<input checked="" type="radio"/>	<input type="radio"/>
Guest1 can be assigned as a reviewer of the access review.	<input type="radio"/>	<input checked="" type="radio"/>

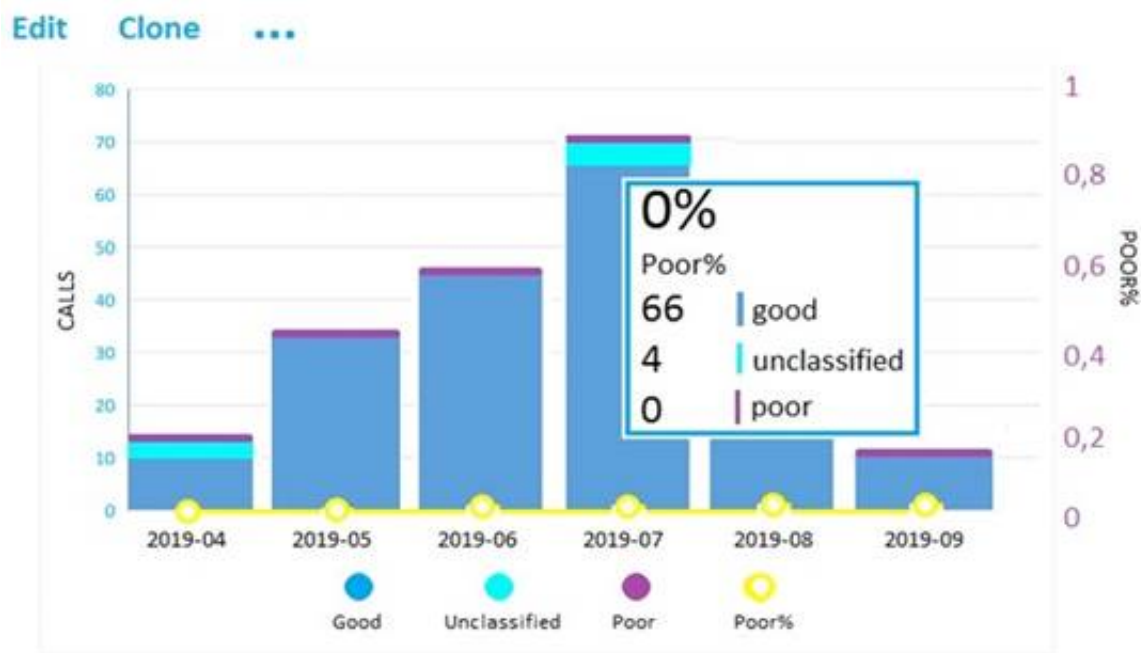
NEW QUESTION 241

HOTSPOT - (Topic 5)

You open the Microsoft Call Quality Dashboard as shown in the following exhibit.

All Audio Streams

This Report shows the monthly audio streams count, and poor ration for the last 7 months. There are no filters applied so the data reflects all the call data that was captured by the Service. Audio calls made over wireless and external networks can cause poor call rates to go up.



Use the drop-down menus to select the answer choice that completes each statement based on the information presented in the graphic.  
NOTE: Each correct selection is worth one point.

During the month of July 2019, [answer choice] calls were established successfully.

▼

0

4

66

70

During the month of July 2019, [answer choice] calls included metric data.

▼

0

4

66

70

- A. Mastered
- B. Not Mastered

Answer: A

Explanation:

During the month of July 2019, [answer choice] calls were established successfully.

	▼
0	
4	
66	
70	

During the month of July 2019, [answer choice] calls included metric data.

	▼
0	
4	
66	
70	

NEW QUESTION 245

- (Topic 5)  
Your company has a Microsoft 365 subscription.  
The company's global app permission policy is configured as shown in the following exhibit.

App permission policies \ Global

Global

Description

Org-wide app settings

Microsoft apps

Choose which Teams apps published by Microsoft or its partners can be installed by your users.

Ⓢ

Allow all apps

Third-party apps

Choose which Teams apps published by a third-party that can be installed by your users.

Ⓢ

Allow specific apps and block all others

+ Add apps

✕ Remove

1 Item

✓

Allowed apps

App ID

Distributor

Who

fc6b6d20-89ed-45fb-9e62-e4b4ca8fbf3f

Microsoft Corp.

Tenant apps

Choose which Tenant apps can be installed by your users.

Ⓢ

Allow all apps

Users report that they can view the list of available third-party apps from the Microsoft Teams client. You need to ensure that the Who app is the only visible app from the Microsoft Teams client. What should you modify?

- A. the Org-wide app settings
- B. the global app permission policy
- C. the global app setup policy
- D. the global teams policy

Answer: C

Explanation:

Reference:  
<https://docs.microsoft.com/en-us/microsoftteams/teams-app-permission-policies> "Users report that they can view the list of available third-party apps from the Microsoft Teams client" Key word, they can "view" them

NEW QUESTION 249

HOTSPOT - (Topic 5)

Your company has a Microsoft Office 365 subscription.  
The company has offices in France, United States, and Belgium.  
You plan to implement Phone System to meet the following requirements:  
? The office in Belgium must use SIP trunks from the current telecommunication provider.  
? The office in France must integrate the phone number range and an on-premises IP-PBX.  
? The office in the United States must minimize the infrastructure required to deploy the planned Phone System.  
You need to recommend which PSTN connectivity meets the requirements.  
Which PSTN connectivity should you recommend for each office? To answer, select the appropriate options in the answer area.  
NOTE: Each correct selection is worth one point.

France:

▼

Calling Plans

Direct Routing

Belgium:

▼

Calling Plans

Direct Routing

United States:

▼

Calling Plans

Direct Routing

- A. Mastered
- B. Not Mastered

Answer: A

Explanation:

France:

▼

Calling Plans

Direct Routing

Belgium:

▼

Calling Plans

Direct Routing

United States:

▼

Calling Plans

Direct Routing

NEW QUESTION 254

- (Topic 5)  
Your company has a Microsoft 365 subscription that uses Microsoft Teams. You purchase an app named App1 from the Microsoft Teams Store.  
You need to add App1 to the Microsoft Teams client for a specific group of users.  
Which two actions should you perform from the Microsoft Teams admin center? Each correct answer presents part of the solution.  
NOTE: Each correct selection is worth one point.

- A. From the Meeting settings, modify the Network settings.
- B. From App setup policies, create a new app setup policy.
- C. From App setup policies, modify the global app setup policy.
- D. From the properties of each user, edit the assigned policies.
- E. From the Org-wide settings, modify the Devices settings.



Answer: BD

Explanation:

Reference:

<https://docs.microsoft.com/en-us/microsoftteams/teams-app-setup-policies>

NEW QUESTION 259

- (Topic 5)

Note: This question is part of a series of questions that present the same scenario. Each question in the series contains a unique solution that might meet the stated goals. Some question sets might have more than one correct solution, while others might not have a correct solution.

After you answer a question in this section, you will NOT be able to return to it. As a result, these questions will not appear in the review screen.

Your company has 10 offices in North America and Europe. The company has 5,000 users.

You plan to deploy Microsoft Teams for all the users. You run a pilot project for the planned deployment.

You need to identify the network packet loss from the pilot computers to Microsoft Teams during calls.

Solution: From the Microsoft Teams admin center, you run the Network Planner. Does this meet the goal?

A. Yes

B. No

Answer: B

NEW QUESTION 264

DRAG DROP - (Topic 5)

Your company has a custom Microsoft Teams app named App1.

You need to deploy App1. The solution must ensure that App1 appears as the first item on the app bar of the Microsoft Teams client.

Which four actions should you perform in sequence? To answer, move the actions from the list of actions to the answer area and arrange them in the correct order.

Actions	Answer Area
From the Microsoft Teams client,upload App1.	
From the Microsoft Teams admin center,set Allow interaction with custom apps to <b>On</b> .	
From the Microsoft Teams admin center,modify the list of pinned apps.	
From the app setup policy in the Microsoft Teams admin center, add App1 as a pinned app.	
From the app permission policy in the Microsoft Teams admin center set,the Microsoft apps setting to <b>Allow all apps</b> .	
From the app permission policy in the Microsoft Teams admin center,set the Third-party apps setting to <b>Allow all apps</b> .	

A. Mastered

B. Not Mastered

Answer: A

Explanation:

Actions	Answer Area
From the Microsoft Teams client,upload App1.	From the Microsoft Teams admin center,set Allow interaction with custom apps to <b>On</b> .
From the Microsoft Teams admin center,set Allow interaction with custom apps to <b>On</b> .	From the Microsoft Teams client,upload App1.
From the Microsoft Teams admin center,modify the list of pinned apps.	From the app setup policy in the Microsoft Teams admin center, add App1 as a pinned app.
From the app setup policy in the Microsoft Teams admin center, add App1 as a pinned app.	From the Microsoft Teams admin center,modify the list of pinned apps.
From the app permission policy in the Microsoft Teams admin center set,the Microsoft apps setting to <b>Allow all apps</b> .	
From the app permission policy in the Microsoft Teams admin center,set the Third-party apps setting to <b>Allow all apps</b> .	

NEW QUESTION 269

- (Topic 5)

Note: This question is part of a series of questions that present the same scenario. Each question in the series contains a unique solution that might meet the stated goals. Some question sets might have more than one correct solution, while others might not have a correct solution.

After you answer a question in this section, you will NOT be able to return to it. As a result, these questions will not appear in the review screen.

You have a Microsoft 365 subscription that contains several Microsoft SharePoint Online sites.



You need to ensure that the content stored in a SharePoint modern team site named Sales is available from Microsoft Teams. The solution must ensure that when a new channel is added to a team, a folder for the channel is created in the Sales site.

Solution: From the Microsoft Teams client, you create a new team and select Create from an existing Office 365 group or team.

Does this meet the goal?

- A. Yes
- B. No

**Answer:** A

**Explanation:**

<https://support.microsoft.com/en-us/office/create-a-team-from-an-existing-group-24ec428e-40d7-4a1a-ab87-29be7d145865>

#### NEW QUESTION 271

- (Topic 5)

Note: This question is part of a series of questions that present the same scenario. Each question in the series contains a unique solution that might meet the stated goals. Some question sets might have more than one correct solution, while others might not have a correct solution.

After you answer a question in this section, you will NOT be able to return to it. As a result, these questions will not appear in the review screen.

You have a Microsoft 365 subscription that contains several Microsoft SharePoint Online sites.

You need to ensure that the content stored in a SharePoint modern team site named Sales is available from Microsoft Teams. The solution must ensure that when a new channel is added to a team, a folder for the channel is created in the Sales site.

Solution: From the Sales site, you use the Create a Team option. Does this meet the goal?

- A. Yes
- B. No

**Answer:** B

**Explanation:**

Reference:

<https://techcommunity.microsoft.com/t5/microsoft-sharepoint-blog/what-is-modern-sharepoint-and-why-should-i-care/ba-p/161941>

#### NEW QUESTION 274

- (Topic 5)

You have a Microsoft Office 365 subscription.

You need to prevent guest users from deleting channels from a Microsoft Teams team. What should you use?

- A. the Microsoft 365 admin center
- B. the Azure portal
- C. the Microsoft Teams client
- D. the Security & Compliance admin center

**Answer:** A

**Explanation:**

<https://support.microsoft.com/en-us/office/set-guest-permissions-for-channels-in-teams-4756c468-2746-4bfd-a582-736d55fcc169>

#### NEW QUESTION 275

- (Topic 5)

You have an Active Directory user named User1.

You need to ensure that User1 can view the following reports:

- ? Microsoft Teams user activity report
  - ? Microsoft Teams device usage report
  - ? The solution must limit the ability of User1 to make changes to Microsoft 365 services.
- Which role should you assign to User1?

- A. Teams Service Administrator
- B. Reports reader
- C. Teams Communications Support Specialist
- D. Message Center reader

**Answer:** B

**Explanation:**

Reference:

<https://docs.microsoft.com/en-us/microsoftteams/teams-activity-reports>

#### NEW QUESTION 276

HOTSPOT - (Topic 5)

You have a Microsoft Office 365 subscription. You create a team named Room1.

You need to ensure that Room1 automatically accepts meeting invitations. The solution must prevent meeting invitations from being accepted if the room is unavailable.

How should you complete the PowerShell command? To answer, select the appropriate options in the answer area.

NOTE: Each correct selection is worth one point.

Set-CalendarProcessing -Identity 'Room1' -AutomateProcessing 

▼
AutoAccept
AutoProcessing
AutoUpdate

 -AllowConflicts 

▼
\$false
\$null
\$true

- A. Mastered
- B. Not Mastered

**Answer:** A

**Explanation:**



**NEW QUESTION 278**

- (Topic 5)  
 Note: This question is part of a series of questions that present the same scenario. Each question in the series contains a unique solution that might meet the stated goals. Some question sets might have more than one correct solution, while others might not have a correct solution.  
 After you answer a question in this section, you will NOT be able to return to it. As a result, these questions will not appear in the review screen.  
 Your company has a Microsoft 365 subscription that uses an Azure Active Directory (Azure AD) tenant named contoso.com.  
 You need to prevent guest users in the tenant from using cameras during Microsoft Teams meetings.  
 Solution: From Microsoft Teams admin center, you modify the Guest access settings. Does this meet the goal?

- A. Yes
- B. No

**Answer:** A

**Explanation:**  
 Guest access in Teams allows people outside your organization to access teams and channels. When you turn on Guest Access, you can turn on or off features guests users can or can't use.  
 Reference:  
<https://docs.microsoft.com/en-us/microsoftteams/set-up-guests>

**NEW QUESTION 283**

- (Topic 5)  
 Your company has a Microsoft 365 subscription. All users are assigned a Microsoft 365 E3 license.  
 You need to implement information barriers between two groups of users.  
 Which two licensing add-ons provide the required functionality? Each correct answer presents a complete solution.  
 Each correct selection is worth one point.

- A. Microsoft Defender for Office 365
- B. Insider Risk Management
- C. Compliance
- D. Communications Credits

**Answer:** BC

**Explanation:**  
<https://docs.microsoft.com/en-us/office365/servicedescriptions/microsoft-365-service-descriptions/microsoft-365-tenantlevel-services-licensing-guidance/microsoft-365-security-compliance-licensing-guidance>

**NEW QUESTION 284**

- (Topic 5)  
 Your company has a Microsoft 365 tenant that uses Microsoft Skype for Business Online. All users connect to Skype for Business Online by using computers that run Windows 10. You plan to upgrade all the users from Skype for Business Online to Microsoft Teams.  
 You need to ensure that the Microsoft Teams client is installed automatically on all the computers.  
 What should you do from the Teams admin center?

- A. From the Messaging policies settings, modify the Global (Org-wide default) messaging policy.
- B. From Org-wide settings, configure the Teams upgrade settings.
- C. From Teams apps, add an App setup policy.

**Answer:** B

**NEW QUESTION 289**

HOTSPOT - (Topic 5)  
 You have a Microsoft 365 subscription that uses Microsoft Teams.  
 You have a team named Project1 that contains the users shown in the following table.

Name	Role
User1	Owner
User2	Member

You create a Microsoft 365 groups expiration policy that has the following configurations:

- Group lifetime (in days): 180
- Email contact for groups with no owners: Ad mini
- Enable expiration for these Microsoft 365 groups: Project1 The group expiration for Project1 is May 31, 2022.

Which users will be notified to renew Project1, and when will the users receive their first renewal notification? To answer, select the appropriate options in the answer area.

NOTE: Each correct selection is worth one point.

**Answer Area**

Notified users:

- User1 only
- Admin1 only
- User1 and User2 only
- User1 and Admin1 only
- User1, User2, and Admin1

First renewal notification:

- May 1, 2022
- May 16, 2022
- March 31, 2022

- A. Mastered
- B. Not Mastered

**Answer: A**

**Explanation:**

**Answer Area**

Notified users:

- User1 only
- Admin1 only
- User1 and User2 only
- User1 and Admin1 only
- User1, User2, and Admin1

First renewal notification:

- May 1, 2022
- May 16, 2022
- March 31, 2022

#### NEW QUESTION 292

- (Topic 5)

You have a Microsoft 365 E5 subscription that is linked to an Azure Active Directory (Azure AD) tenant. The tenant contains the groups shown in the following table.

Name	Type
Group1	Distribution
Group2	Security
Group3	Microsoft 365
Group4	Mail-enabled security

You need to create a new team by using the Microsoft Teams client. Which group can you use to create the new team?

- A. Group4
- B. Group1
- C. Group2
- D. Group3

**Answer: D**

**Explanation:**

Reference:

<https://support.microsoft.com/en-us/office/create-a-team-from-an-existing-group-24ec428e-40d7-4a1a-ab87-29be7d145865>

#### NEW QUESTION 294

HOTSPOT - (Topic 5)

HOTSPOT

You have a Microsoft 365 subscription that uses Microsoft Teams.

You need to configure phone settings to meet the following requirements:

? Put a call on hold, and then transfer the call.  
? Hide the calling phone number of outgoing calls.  
What should you configure for each requirement? To answer, select the appropriate options in the answer area.  
NOTE: Each correct selection is worth one point.

Put a call on hold, and then transfer the call:

Call queues

Call forwarding

Call park policies

Voice routing policies

Hide the calling phone number of outgoing calls:

Call forwarding

Caller ID policies

Voice routing policies

Microsoft Phone System Direct Routing

- A. Mastered
- B. Not Mastered

Answer: A

Explanation:

Put a call on hold, and then transfer the call:

Call queues

Call forwarding

Call park policies

Voice routing policies

Hide the calling phone number of outgoing calls:

Call forwarding

Caller ID policies

Voice routing policies

Microsoft Phone System Direct Routing

NEW QUESTION 298

- (Topic 5)  
Note: This question is part of a series of questions that present the same scenario. Each question in the series contains a unique solution that might meet the stated goals. Some question sets might have more than one correct solution, while others might not have a correct solution.  
After you answer a question in this section, you will NOT be able to return to it. As a result, these questions will not appear in the review screen.  
Your company has a Microsoft 365 subscription.  
You need to prevent temporary employees from using the private chat feature in Microsoft Teams.  
Solution: You create a meeting policy and assign the policy to the users. Does this meet the goal?

- A. Yes
- B. No

Answer: B

NEW QUESTION 299

- (Topic 5)  
Your company has 10 offices in North America and Europe. The company has 5,000 users.  
You plan to deploy Microsoft Teams for all the users. You run a pilot project for the planned deployment.  
You need to identify the network packet loss from the pilot computers to Microsoft Teams during calls.  
Solution: From the Microsoft Teams admin center, you review Usage reports. Does this meet the goal?

- A. Yes
- B. No

Answer: A

NEW QUESTION 303

- (Topic 5)  
You network contains an on-premises Active Directory domain that syncs to a Microsoft 365 subscription.  
From the Microsoft Teams client, you create a new team named Sales.  
You need to ensure that the team includes all users in the company's sales department. The solution must ensure that the new employees hired for the sales department are added automatically to the team.  
Which tool should you use to configure the membership of the Sales group?

- A. Active Directory Users and Computers



- B. the Microsoft 365 admin center
- C. Azure AD Connect
- D. the Azure Active Directory admin center

**Answer:** D

**Explanation:**

Reference:

<https://docs.microsoft.com/en-us/microsoftteams/dynamic-memberships>

<https://docs.microsoft.com/en-us/azure/active-directory/users-groups-roles/groups-change-type>

**NEW QUESTION 304**

- (Topic 5)

You are a Microsoft Teams administrator for your company.

All the teams used by the company's legal department must meet the following compliance requirements:

? Each team must expire 365 days after it is created.

? All team content must be deleted when the team expires.

? An administrator must be able to restore deleted team content for 30 days.

What should you do?

- A. From the Microsoft 365 compliance center, create a retention policy.
- B. From the Azure Active Directory admin center, configure Microsoft 365 Groups expiration.
- C. From the Microsoft 365 admin center, modify the Office 365 group settings.
- D. From the Microsoft Teams admin center, modify the team's policy.

**Answer:** B

**Explanation:**

Reference:

<https://docs.microsoft.com/en-us/microsoftteams/team-expiration-renewal>

**NEW QUESTION 307**

- (Topic 5)

Your company has a Microsoft 365 subscription. The company has a main office in Chicago.

The company opens a new office in Toronto that has 500 users.

You need to ensure that the correct address is available to emergency responders. What should you do?

- A. Create a configuration profile and assign the profile to the device of each user.
- B. Add an emergency address, and then modify each phone number.
- C. Add an emergency address, and then modify each user.
- D. Create a calling policy and assign the policy to each user.

**Answer:** B

**Explanation:**

<https://docs.microsoft.com/en-us/microsoftteams/assign-change-emergency-location-user>

**NEW QUESTION 310**

.....

## Thank You for Trying Our Product

### We offer two products:

1st - We have Practice Tests Software with Actual Exam Questions

2nd - Questions and Answers in PDF Format

### MS-700 Practice Exam Features:

- \* MS-700 Questions and Answers Updated Frequently
- \* MS-700 Practice Questions Verified by Expert Senior Certified Staff
- \* MS-700 Most Realistic Questions that Guarantee you a Pass on Your FirstTry
- \* MS-700 Practice Test Questions in Multiple Choice Formats and Updatesfor 1 Year

**100% Actual & Verified — Instant Download, Please Click**  
**[Order The MS-700 Practice Test Here](#)**