

Exam Questions 300-715

Implementing and Configuring Cisco Identity Services Engine (SISE)

<https://www.2passeasy.com/dumps/300-715/>



NEW QUESTION 1

An engineer is migrating users from MAB to 802.1X on the network. This must be done during normal business hours with minimal impact to users. Which CoA method should be used?

- A. Port Bounce
- B. Port Shutdown
- C. Session Termination
- D. Session Reauthentication

Answer: D

NEW QUESTION 2

Select and Place

Administration	provides advanced troubleshooting tools that can be used to effectively manage the network and resources
Policy Service	shares context sensitive information from Cisco ISE to subscenes
Monitoring	manages all system-related configuration and configurations that relate to functionality such as authentication, automation, and auditing
pxGrid	provides network access, posture, guest access, client provisioning and profiling services, and evaluates the policies to make all decisions

- A. Mastered
- B. Not Mastered

Answer: A

Explanation:

Administration	Monitoring
Policy Service	pxGrid
Monitoring	Administration
pxGrid	Policy Service

NEW QUESTION 3

What should be considered when configuring certificates for BYOD?

- A. An endpoint certificate is mandatory for the Cisco ISE BYOD
- B. An Android endpoint uses EST whereas other operation systems use SCEP for enrollment
- C. The CN field is populated with the endpoint host name.
- D. The SAN field is populated with the end user name

Answer: A

NEW QUESTION 4

An organization wants to standardize the 802 1X configuration on their switches and remove static ACLs on the switch ports while allowing Cisco ISE to communicate to the switch what access to provide What must be configured to accomplish this task?

- A. security group tag within the authorization policy
- B. extended access-list on the switch for the client
- C. port security on the switch based on the client's information
- D. dynamic access list within the authorization profile

Answer: A

Explanation:

https://www.cisco.com/c/en/us/td/docs/security/ise/1-2/user_guide/ise_user_guide/ise_sga_pol.html#

NEW QUESTION 5

A user changes the status of a device to stolen in the My Devices Portal of Cisco ISE. The device was originally onboarded in the BYOD wireless Portal without a certificate. The device is found later, but the user cannot re-onboard the device because Cisco ISE assigned the device to the Blocklist endpoint identity group. What must the user do in the My Devices Portal to resolve this issue?

- A. Manually remove the device from the Blocklist endpoint identity group.
- B. Change the device state from Stolen to Not Registered.
- C. Change the BYOD registration attribute of the device to None.
- D. Delete the device, and then re-add the device.

Answer: B

NEW QUESTION 6

A network engineer is configuring a network device that needs to filter traffic based on security group tags using a security policy on a routed into this task?

- A. cts authorization list
- B. cts role-based enforcement
- C. cts cache enable
- D. cts role-based policy priority-static

Answer: B

NEW QUESTION 7

Which configuration is required in the Cisco ISE authentication policy to allow Central Web Authentication?

- A. MAB and if user not found, continue
- B. MAB and if authentication failed, continue
- C. Dot1x and if user not found, continue
- D. Dot1x and if authentication failed, continue

Answer: A

NEW QUESTION 8

An administrator is configuring RADIUS on a Cisco switch with a key set to Cisc403012128 but is receiving the error “Authentication failed: 22040 Wrong password or invalid shared secret. “what must be done to address this issue?

- A. Add the network device as a NAD inside Cisco ISE using the existing key.
- B. Configure the key on the Cisco ISE instead of the Cisco switch.
- C. Use a key that is between eight and ten characters.
- D. Validate that the key is correct on both the Cisco switch as well as Cisco ISE.

Answer: D

NEW QUESTION 9

A user is attempting to register a BYOD device to the Cisco ISE deployment, but needs to use the onboarding policy to request a digital certificate and provision the endpoint. What must be configured to accomplish this task?

- A. A native supplicant provisioning policy to redirect them to the BYOD portal for onboarding
- B. The Cisco AnyConnect provisioning policy to provision the endpoint for onboarding
- C. The BYOD flow to ensure that the endpoint will be provisioned prior to registering
- D. The posture provisioning policy to give the endpoint all necessary components prior to registering

Answer: A

NEW QUESTION 10

Which term refers to an endpoint agent that tries to join an 802 1X-enabled network?

- A. EAP server
- B. supplicant
- C. client
- D. authenticator

Answer: B

Explanation:

[https://www.oreilly.com/library/view/cisco-ise-for/9780133103632/ch16.html#:~:text=What%20is%20a%&text=The%20802.1X%20transactions%20are,Identity%20Services%20Engine%20\(ISE\).](https://www.oreilly.com/library/view/cisco-ise-for/9780133103632/ch16.html#:~:text=What%20is%20a%&text=The%20802.1X%20transactions%20are,Identity%20Services%20Engine%20(ISE).)

NEW QUESTION 10

In a Cisco ISE split deployment model, which load is split between the nodes?

- A. AAA
- B. network admission
- C. log collection
- D. device admission

Answer: A

Explanation:

https://www.cisco.com/c/en/us/td/docs/security/ise/2-6/install_guide/b_ise_InstallationGuide26.pdf

NEW QUESTION 13

An administrator is configuring a new profiling policy within Cisco ISE. The organization has several endpoints that are the same device type and all have the same Block ID in their MAC address. The profiler does not currently have a profiling policy created to categorize these endpoints. Therefore, a custom profiling policy must be created. Which condition must the administrator use in order to properly profile an ACME AI Connector endpoint for network access with MAC address <MAC ADDRESS>?

- A. MAC_OUI_STARTSWITH_<MACADDRESS>
- B. CDP_cdpCacheDeviceID_CONTAINS_<MACADDRESS>
- C. MAC_MACAddress_CONTAINS_<MACADDRESS>
- D. Radius Called Station-ID STARTSWITH <MACADDRESS>

Answer: D

NEW QUESTION 18

Which protocol must be allowed for a BYOD device to access the BYOD portal?

- A. HTTP
- B. SMTP
- C. HTTPS
- D. SSH

Answer: C

NEW QUESTION 20

During a 802.1X deployment, an engineer must identify failed authentications without causing problems for the connected endpoint. Which command will successfully achieve this?

- A. dot1x system-auth-control
- B. dot1x pae authenticator
- C. authentication open
- D. authentication port-control auto

Answer: C

NEW QUESTION 25

What must be configured on the WLC to configure Central Web Authentication using Cisco ISE and a WLC?

- A. Set the NAC State option to SNMP NAC.
- B. Set the NAC State option to RADIUS NAC.
- C. Use the radius-server vsa send authentication command.
- D. Use the ip access-group webauth in command.

Answer: B

NEW QUESTION 27

Which two actions occur when a Cisco ISE server device administrator logs in to a device? (Choose two)

- A. The device queries the internal identity store
- B. The Cisco ISE server queries the internal identity store
- C. The device queries the external identity store
- D. The Cisco ISE server queries the external identity store.
- E. The device queries the Cisco ISE authorization server

Answer: AD

NEW QUESTION 30

A network administrator changed a Cisco ISE deployment from pilot to production and noticed that the JVM memory utilization increased significantly. The administrator suspects this is due to replication between the nodes. What must be configured to minimize performance degradation?

- A. Review the profiling policies for any misconfiguration
- B. Enable the endpoint attribute filter
- C. Change the reauthenticate interval.
- D. Ensure that Cisco ISE is updated with the latest profiler feed update

Answer: B

Explanation:

https://www.cisco.com/c/en/us/td/docs/security/ise/2-3/admin_guide/b_ise_admin_guide_23/b_ise_admin_guide

NEW QUESTION 35

A security administrator is using Cisco ISE to create a BYOD onboarding solution for all employees who use personal devices on the corporate network. The administrator generates a Certificate Signing Request and signs the request using an external Certificate Authority server. Which certificate usage option must be selected when importing the certificate into ISE?

- A. RADIUS
- B. DLTS
- C. Portal
- D. Admin

Answer: C

NEW QUESTION 39

Which two components are required for creating a Native Supplicant Profile within a BYOD flow? (Choose two)

- A. Windows Settings
- B. Connection Type
- C. iOS Settings
- D. Redirect ACL
- E. Operating System

Answer: BE

Explanation:

https://www.cisco.com/c/en/us/td/docs/security/ise/2-1/admin_guide/b_ise_admin_guide_21/b_ise_admin_

NEW QUESTION 41

When configuring an authorization policy, an administrator cannot see specific Active Directory groups present in their domain to be used as a policy condition. However, other groups that are in the same domain are seen. What is causing this issue?

- A. Cisco ISE only sees the built-in groups, not user created ones
- B. The groups are present but need to be manually typed as conditions
- C. Cisco ISE's connection to the AD join point is failing
- D. The groups are not added to Cisco ISE under the AD join point

Answer: D

Explanation:

https://www.youtube.com/watch?v=0kuEZEo564s&ab_channel=CiscoISE-IdentityServicesEngine

NEW QUESTION 45

An administrator needs to connect ISE to Active Directory as an external authentication source and allow the proper ports through the firewall. Which two ports should be opened to accomplish this task? (Choose two)

- A. TELNET 23
- B. LDAP 389
- C. HTTP 80
- D. HTTPS 443
- E. MSRPC 445

Answer: BE

NEW QUESTION 49

An engineer is using Cisco ISE and configuring guest services to allow wireless devices to access the network. Which action should accomplish this task?

- A. Create the redirect ACL on the WLC and add it to the WLC policy
- B. Create the redirect ACL on the WLC and add it to the Cisco ISE policy.
- C. Create the redirect ACL on Cisco ISE and add it to the WLC policy
- D. Create the redirect ACL on Cisco ISE and add it to the Cisco ISE Policy

Answer: B

NEW QUESTION 52

When creating a policy within Cisco ISE for network access control, the administrator wants to allow different access restrictions based upon the wireless SSID to which the device is connecting. Which policy condition must be used in order to accomplish this?

- A. Network Access NetworkDeviceName CONTAINS <SSID Name>
- B. DEVICE Device Type CONTAINS <SSID Name>
- C. Radius Called-Station-ID CONTAINS <SSID Name>
- D. Airespace Airespace-Wlan-Id CONTAINS <SSID Name>

Answer: C

Explanation:

<https://www.cisco.com/c/en/us/support/docs/security/identity-services-engine/115734-ise-policies-ssid-00.h>

NEW QUESTION 56

What is the deployment mode when two Cisco ISE nodes are configured in an environment?

- A. distributed
- B. active
- C. standalone
- D. standard

Answer: A

NEW QUESTION 58

An engineer is working with a distributed deployment of Cisco ISE and needs to configure various network probes to collect a set of attributes from the used to accomplish this task?

- A. policy service
- B. monitoring
- C. pxGrid
- D. primary policy administrator

Answer: B

NEW QUESTION 59

Which two default endpoint identity groups does Cisco ISE create? (Choose two)

- A. block list
- B. endpoint
- C. profiled
- D. allow list
- E. unknown

Answer: CE

Explanation:

https://www.cisco.com/c/en/us/td/docs/security/ise/2-1/admin_guide/b_ise_admin_guide_21/b_ise_admin_guide

Default Endpoint Identity Groups Created for Endpoints Cisco ISE creates the following five endpoint identity groups by default: Blacklist, GuestEndpoints, Profiled, RegisteredDevices, and Unknown. In addition, it creates two more identity groups, such as Cisco-IP-Phone and Workstation, which are associated to the Profiled (parent) identity group. A parent group is the default identity group that exists in the system.

Cisco ISE creates the following endpoint identity groups:

- Blacklist—This endpoint identity group includes endpoints that are statically assigned to this group in Cisco ISE and endpoints that are block listed in the device registration portal. An authorization profile can be defined in Cisco ISE to permit, or deny network access to endpoints in this group.
- GuestEndpoints—This endpoint identity group includes endpoints that are used by guest users.
- Profiled—This endpoint identity group includes endpoints that match endpoint profiling policies except Cisco IP phones and workstations in Cisco ISE.
- RegisteredDevices—This endpoint identity group includes endpoints, which are registered devices that are added by an employee through the devices registration portal. The profiling service continues to profile these devices normally when they are assigned to this group. Endpoints are statically assigned to this group in Cisco ISE, and the profiling service cannot reassign them to any other identity group. These devices will appear like any other endpoint in the endpoints list. You can edit, delete, and block these devices that you added through the device registration portal from the endpoints list in the Endpoints page in Cisco ISE. Devices that you have blocked in the device registration portal are assigned to the Blacklist endpoint identity group, and an authorization profile that exists in Cisco ISE redirects blocked devices to a URL, which displays “Unauthorised Network Access”, a default portal page to the blocked devices.
- Unknown—This endpoint identity group includes endpoints that do not match any profile in Cisco ISE. In addition to the above system created endpoint identity groups, Cisco ISE creates the following endpoint identity groups, which are associated to the Profiled identity group:
 - Cisco-IP-Phone—An identity group that contains all the profiled Cisco IP phones on your network.
 - Workstation—An identity group that contains all the profiled workstations on your network.

NEW QUESTION 62

A network engineer needs to ensure that the access credentials are not exposed during the 802.1x authentication among components. Which two protocols should complete this task?

- A. PEAP
- B. EAP-MD5
- C. LEAP
- D. EAP-TLS
- E. EAP-TTLS

Answer: BD

NEW QUESTION 64

Which two ports must be open between Cisco ISE and the client when you configure posture on Cisco ISE? (Choose two).

- A. TCP 8443
- B. TCP 8906
- C. TCP 443

- D. TCP 80
- E. TCP 8905

Answer: AE

NEW QUESTION 67

An engineer is configuring ISE for network device administration and has devices that support both protocols. What are two benefits of choosing TACACS+ over RADUs for these devices? (Choose two.)

- A. TACACS+ is FIPS compliant while RADIUS is not
- B. TACACS+ is designed for network access control while RADIUS is designed for role-based access.
- C. TACACS+ uses secure EAP-TLS while RADIUS does not.
- D. TACACS+ provides the ability to authorize specific commands while RADIUS does not
- E. TACACS+ encrypts the entire payload being sent while RADIUS only encrypts the password.

Answer: DE

NEW QUESTION 72

A network administrator must configura endpoints using an 802.1X authentication method with EAP identity certificates that are provided by the Cisco ISE. When the endpoint presents the identity certificate to Cisco ISE to validate the certificate, endpoints must be authorized to connect to the network. Which EAP type must be configured by the network administrator to complete this task?

- A. EAP-PEAP-MSCHAPv2
- B. EAP-TTLS
- C. EAP-FAST
- D. EAP-TLS

Answer: D

Explanation:

<https://docs.microsoft.com/en-us/troubleshoot/windows-server/networking/certificate-requirements-eap-tls-peap> about EAP-FAST
<https://www.cisco.com/c/en/us/support/docs/wireless-mobility/eap-fast/200322-Understanding-EAP-FAST-and->

NEW QUESTION 76

An administrator is configuring sponsored guest access using Cisco ISE. Access must be restricted to the sponsor portal to ensure that only necessary employees can issue sponsored accounts and employees must be classified to do so. What must be done to accomplish this task?

- A. Configure an identity-based access list in Cisco ISE to restrict the users allowed to login
- B. Edit the sponsor portal to only accept members from the selected groups
- C. Modify the sponsor groups assigned to reflect the desired user groups
- D. Create an authorization rule using the Guest Flow condition to authorize the administrators

Answer: C

NEW QUESTION 81

Which two probes must be enabled for the ARP cache to function in the Cisco ISE profile service so that a user can reliably bind the IP address and MAC addresses of endpoints? (Choose two.)

- A. NetFlow
- B. SNMP
- C. HTTP
- D. DHCP
- E. RADIUS

Answer: DE

Explanation:

Cisco ISE implements an ARP cache in the profiling service, so that you can reliably map the IP addresses and the MAC addresses of endpoints. For the ARP cache to function, you must enable either the DHCP probe or the RADIUS probe. The DHCP and RADIUS probes carry the IP addresses and the MAC addresses of endpoints in the payload data. The dhcp-requested-address attribute in the DHCP probe and the Framed-IP-address attribute in the RADIUS probe carry the IP addresses of endpoints, along with their MAC addresses, which can be mapped and stored in the ARP cache.
https://www.cisco.com/c/en/us/td/docs/security/ise/2-1/admin_guide/b_ise_admin_guide_21/b_ise_admin_guide

NEW QUESTION 85

Which permission is common to the Active Directory Join and Leave operations?

- A. Create a Cisco ISE machine account in the domain if the machine account does not already exist
- B. Remove the Cisco ISE machine account from the domain.
- C. Set attributes on the Cisco ISE machine account
- D. Search Active Directory to see if a Cisco ISE machine account already exists.

Answer: D

Explanation:

https://www.cisco.com/c/en/us/td/docs/security/ise/2-0/ise_active_directory_integration/b_ISE_AD_integration_

NEW QUESTION 90

An engineer is configuring the remote access VPN to use Cisco ISE for AAA and needs to conduct posture checks on the connecting endpoints After the endpoint connects, it receives its initial authorization result and continues onto the compliance scan What must be done for this AAA configuration to allow compliant access to the network?

- A. Configure the posture authorization so it defaults to unknown status
- B. Fix the CoA port number
- C. Ensure that authorization only mode is not enabled
- D. Enable dynamic authorization within the AAA server group

Answer: D

NEW QUESTION 93

An ISE administrator must change the inactivity timer for MAB endpoints to terminate the authentication session whenever a switch port that is connected to an IP phone does not detect packets from the device for 30 minutes. Which action must be taken to accomplish this task?

- A. Add the authentication timer reauthenticate server command to the switchport.
- B. Add the authentication timer inactivity 3600 command to the switchport.
- C. Change the idle-timeout on the Radius server to 3600 seconds for IP Phone endpoints.
- D. Configure the session-timeout to be 3600 seconds on Cisco ISE.

Answer: B

NEW QUESTION 95

An engineer deploys Cisco ISE and must configure Active Directory to then use information from Active Directory in an authorization policy. Which two components must be configured, in addition to Active Directory groups, to achieve this goal? (Choose two)

- A. Active Directory External Identity Sources
- B. Library Condition for External Identity
- C. External Groups
- D. Identity Source Sequences
- E. LDAP External Identity Sources
- E Library Condition for Identity Group: User Identity Group

Answer: AB

NEW QUESTION 99

When setting up profiling in an environment using Cisco ISE for network access control, an organization must use non-proprietary protocols for collecting the information at layer 2. Which two probes will provide this information without forwarding SPAN packets to Cisco ISE? (Choose two.)

- A. DHCP SPAN probe
- B. SNMP query probe
- C. NetFlow probe
- D. RADIUS probe
- E. DNS probe

Answer: BD

Explanation:

<https://ciscocustomer.lookbookhq.com/iseguidedjourney/ISE-profiling-design>

NEW QUESTION 104

What service can be enabled on the Cisco ISE node to identify the types of devices connecting to a network?

- A. MAB
- B. profiling
- C. posture
- D. central web authentication

Answer: B

NEW QUESTION 108

A network administrator is configuring a secondary cisco ISE node from the backup configuration of the primary cisco ISE node to create a high availability pair The Cisco ISE CA certificates and keys must be manually backed up from the primary Cisco ISE and copied into the secondary Cisco ISE Which command must be issued for this to work?

- A. copy certificate Ise
- B. application configure Ise
- C. certificate configure Ise
- D. Import certificate Ise

Answer: B

Explanation:

<https://community.cisco.com/t5/network-access-control/ise-certificate-import-export/m-p/3847746>

NEW QUESTION 109

Which RADIUS attribute is used to dynamically assign the inactivity active timer for MAB users from the Cisco ISE node'?

- A. radius-server timeout
- B. session-timeout
- C. idle-timeout
- D. termination-action

Answer: C

NEW QUESTION 112

What is a valid guest portal type?

- A. Sponsored-Guest
- B. My Devices
- C. Sponsor
- D. Captive-Guest

Answer: A

NEW QUESTION 113

An engineer needs to configure a new certificate template in the Cisco ISE Internal Certificate Authority to prevent BYOD devices from needing to re-enroll when their MAC address changes. Which option must be selected in the Subject Alternative Name field?

- A. Common Name and GUID
- B. MAC Address and GUID
- C. Distinguished Name
- D. Common Name

Answer: B

Explanation:

The engineer needs to select the option of MAC Address and GUID in the Subject Alternative Name field when configuring a new certificate template in the Cisco ISE Internal Certificate Authority to prevent BYOD devices from needing to re-enroll when their MAC address changes.

NEW QUESTION 115

An engineer tests Cisco ISE posture services on the network and must configure the compliance module to automatically download and install on endpoints Which action accomplishes this task for VPN users?

- A. Create a Cisco AnyConnect configuration and Client Provisioning policy within Cisco ISE.
- B. Configure the compliance module to be downloaded from within the posture policy.
- C. Push the compliance module from Cisco FTD prior to attempting posture.
- D. Use a compound posture condition to check for the compliance module and download if needed.

Answer: A

NEW QUESTION 120

Which two responses from the RADIUS server to NAS are valid during the authentication process? (Choose two)

- A. access-response
- B. access-request
- C. access-reserved
- D. access-accept
- E. access-challenge

Answer: BD

NEW QUESTION 124

Which two features must be used on Cisco ISE to enable the TACACS. feature? (Choose two)

- A. Device Administration License
- B. Server Sequence
- C. Command Sets
- D. Enable Device Admin Service
- E. External TACACS Servers

Answer: AD

NEW QUESTION 125

A network administrator has just added a front desk receptionist account to the Cisco ISE Guest Service sponsor group. Using the Cisco ISE Guest Sponsor Portal, which guest services can the receptionist provide?

- A. Keep track of guest user activities
- B. Configure authorization settings for guest users
- C. Create and manage guest user accounts
- D. Authenticate guest users to Cisco ISE

Answer:

C

NEW QUESTION 127

Which type of identity store allows for creating single-use access credentials in Cisco ISE?

- A. OpenLDAP
- B. Local
- C. PKI
- D. RSA SecurID

Answer: D

NEW QUESTION 128

An administrator made changes in Cisco ISE and needs to apply new permissions for endpoints that have already been authenticated by sending a CoA packet to the network devices. Which IOS command must be configured on the devices to accomplish this goal?

- A. aaa server radius dynamic-author
- B. authentication command bounce-port
- C. authentication command disable-port
- D. aaa nas port extended

Answer: A

NEW QUESTION 129

An administrator needs to allow guest devices to connect to a private network without requiring usernames and passwords. Which two features must be configured to allow for this? (Choose two.)

- A. hotspot guest portal
- B. device registration WebAuth
- C. central WebAuth
- D. local WebAuth
- E. self-registered guest portal

Answer: AB

NEW QUESTION 130

An administrator is configuring a Cisco WLC for web authentication. Which two client profiling methods are enabled by default if the 'Apply Cisco ISE Default Settings' check box has been selected? (Choose two.)

- A. CDP
- B. DHCP
- C. HTTP
- D. SNMP
- E. LLDP

Answer: AE

NEW QUESTION 135

An engineer is designing a BYOD environment utilizing Cisco ISE for devices that do not support native supplicants. Which portal must the security engineer configure to accomplish this task?

- A. MDM
- B. Client provisioning
- C. My devices
- D. BYOD

Answer: C

Explanation:

https://www.cisco.com/c/en/us/td/docs/security/ise/2-2/admin_guide/b_ise_admin_guide_22/b_ise_admin_guide

NEW QUESTION 140

Drag and drop the configuration steps from the left into the sequence on the right to install two Cisco ISE nodes in a distributed deployment.

Register the secondary node.	1
Define personas for the secondary node.	2
Enable Administration and Monitoring personas on the first node.	3
Configure the first node as the primary node.	4

- A. Mastered
- B. Not Mastered

Answer: A

Explanation:

Graphical user interface, text, application, email Description automatically generated

NEW QUESTION 143

An organization is implementing Cisco ISE posture services and must ensure that a host-based firewall is in place on every Windows and Mac computer that attempts to access the network. They have multiple vendors' firewall applications for their devices, so the engineers creating the policies are unable to use a specific application check in order to validate the posture for this. What should be done to enable this type of posture check?

- A. Use the file registry condition to ensure that the firewall is installed and running appropriately.
- B. Use a compound condition to look for the Windows or Mac native firewall applications.
- C. Enable the default firewall condition to check for any vendor firewall application.
- D. Enable the default application condition to identify the applications installed and validate the firewall app.

Answer: C

Explanation:

https://www.youtube.com/watch?v=6Kj8P8Hn7dY&t=109s&ab_channel=CiscoISE-IdentityServicesEngine

NEW QUESTION 145

While configuring Cisco TrustSec on Cisco IOS devices the engineer must set the CTS device ID and password in order for the devices to authenticate with each other. However after this is complete the devices are not able to properly authenticate. What issue would cause this to happen even if the device ID and passwords are correct?

- A. The device aliases are not matching
- B. The 5GT mappings have not been defined
- C. The devices are missing the configuration `cts credentials trustsec verify 1`
- D. EAP-FAST is not enabled

Answer: B

NEW QUESTION 149

Which portal is used to customize the settings for a user to log in and download the compliance module?

- A. Client Profiling
- B. Client Endpoint
- C. Client Provisioning
- D. Client Guest

Answer: C

NEW QUESTION 152

An organization wants to improve their BYOD processes to have Cisco ISE issue certificates to the BYOD endpoints. Currently, they have an active certificate authority and do not want to replace it with Cisco ISE. What must be configured within Cisco ISE to accomplish this goal?

- A. Create a certificate signing request and have the root certificate authority sign it.
- B. Add the root certificate authority to the trust store and enable it for authentication.
- C. Create an SCEP profile to link Cisco ISE with the root certificate authority.
- D. Add an OCSP profile and configure the root certificate authority as secondary.

Answer: C

Explanation:

Ref: <https://www.cisco.com/c/en/us/support/docs/security/identity-services-engine-software/116068-configure-pr>

NEW QUESTION 154

Which profiling probe collects the user-agent string?

- A. DHCP
- B. AD
- C. HTTP
- D. NMAP

Answer: C

NEW QUESTION 155

What are two differences between the RADIUS and TACACS+ protocols'? (Choose two.)

- A. RADIUS is a Cisco proprietary protocol, whereas TACACS+ is an open standard protocol
- B. TACACS+ uses TCP port 49, whereas RADIUS uses UDP ports 1812 and 1813.
- C. RADIUS offers multiprotocol support, whereas TACACS+ does not
- D. RADIUS combines authentication and authorization, whereas TACACS+ does not
- E. RADIUS enables encryption of all the packets, whereas with TACACS+, only the password is encrypted.

Answer: BD

NEW QUESTION 159

An engineer is configuring 802.1X and is testing out their policy sets. After authentication, some endpoints are given an access-reject message but are still allowed onto the network. What is causing this issue to occur?

- A. The switch port is configured with authentication event server dead action authorize vlan.
- B. The authorization results for the endpoints include a dACL allowing access.
- C. The authorization results for the endpoints include the Trusted security group tag.
- D. The switch port is configured with authentication open.

Answer: D

NEW QUESTION 164

An organization is migrating its current guest network to Cisco ISE and has 1000 guest users in the current database. There are no resources to enter this information into the Cisco ISE database manually. What must be done to accomplish this task efficiently?

- A. Use a CSV file to import the guest accounts
- B. Use SQL to link the existing database to Cisco ISE
- C. Use a JSON file to automate the migration of guest accounts
- D. Use an XML file to change the existing format to match that of Cisco ISE

Answer: A

NEW QUESTION 166

A network engineer is configuring Cisco TrustSec and needs to ensure that the Security Group Tag is being transmitted between two devices. Where in the Layer 2 frame should this be verified?

- A. CMD field
- B. 802.1Q field
- C. Payload
- D. 802.1 AE header

Answer: A

Explanation:

https://www.cisco.com/c/dam/global/en_ca/assets/ciscoconnect/2014/pdfs/policy_defined_segmentation_with_tr (slide 25)

NEW QUESTION 167

An engineer builds a five-node distributed Cisco ISE deployment. The first two deployed nodes are responsible for the primary and secondary administration and monitoring personas. Which persona configuration is necessary to have the remaining three Cisco ISE nodes serve as dedicated nodes in the Cisco ISE cube that is responsible only for handling the RADIUS and TACACS+ authentication requests, identity lookups, and policy evaluation?

A)

Role: SECONDARY

☒ Administration

☒ ▶ Monitoring

☒ ▼ Policy Service

☒ ▶ Enable Session Services

☒ Enable Profiling Service

☐ Enable Threat Center NAC Service

☐ ▶ Enable SXP Service

☒ Enable Device Admin Service

☐ Enable Passive Identity Service

End

B)

Role: SECONDARY

☐ Administration

☒ ▶ Monitoring

☒ ▼ Policy Service

☒ ▶ Enable Session Services

☒ Enable Profiling Service

☐ Enable Threat Center NAC Service

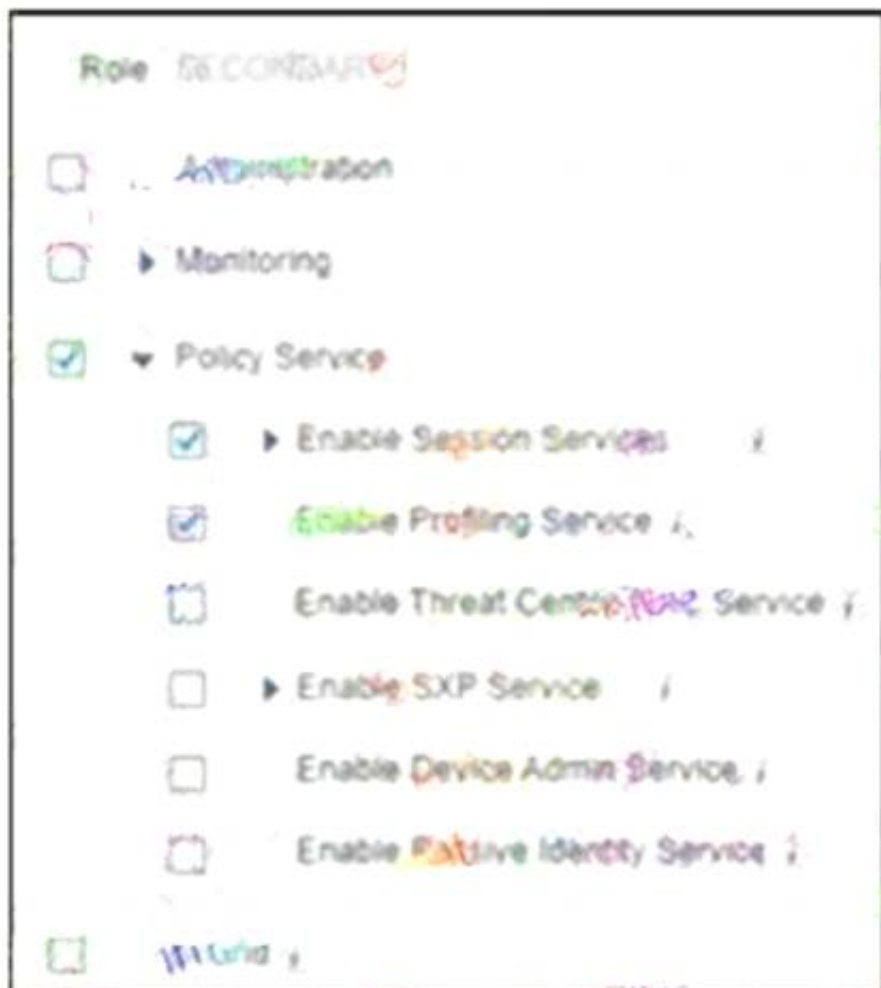
☐ Enable SXP Service

☒ Enable Device Admin Service

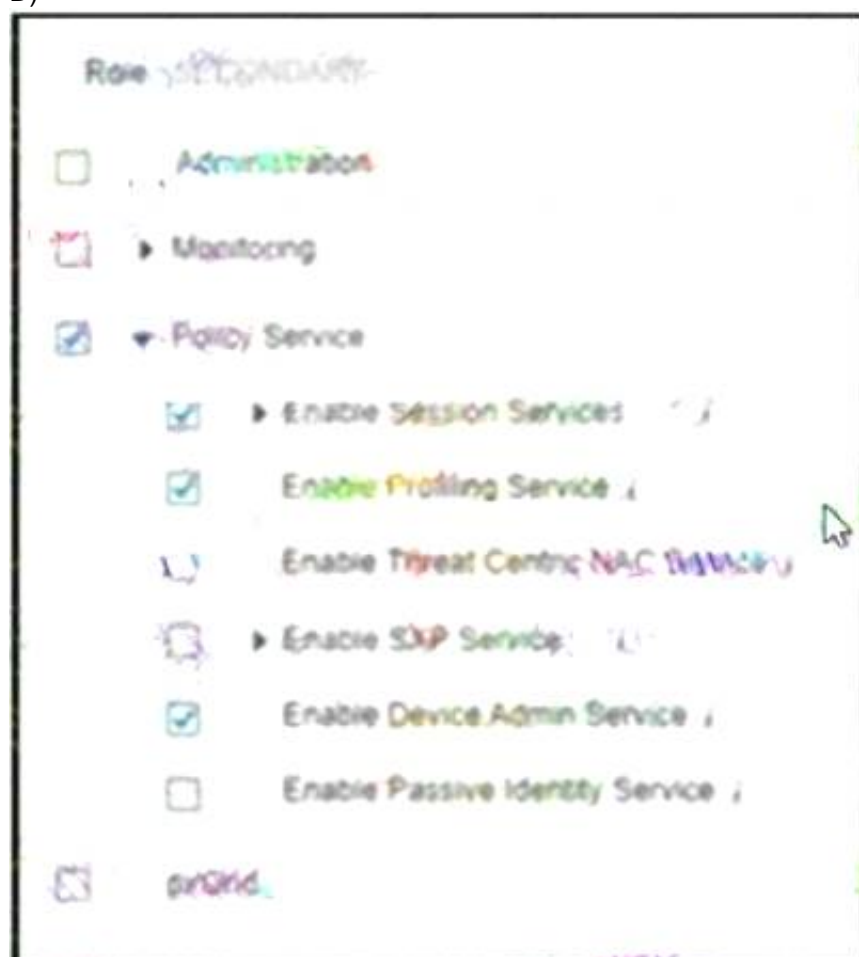
☐ Enable Passive Identity Service

☐ End

C)



D)



- A. Option A
- B. Option B
- C. Option C
- D. Option D

Answer: D

NEW QUESTION 168

What sends the redirect ACL that is configured in the authorization profile back to the Cisco WLC?

- A. Cisco-av-pair
- B. Class attribute
- C. Event
- D. State attribute

Answer: A

NEW QUESTION 170

Refer to the exhibit.



An organization recently implemented network device administration using Cisco ISE. Upon testing the ability to access all of the required devices, a user in the Cisco ISE group IT Admins is attempting to login to a device in their organization's finance department but is unable to. What is the problem?

- A. The IT training rule is taking precedence over the IT Admins rule.
- B. The authorization conditions wrongly allow IT Admins group no access to finance devices.
- C. The finance location is not a condition in the policy set.
- D. The authorization policy doesn't correctly grant them access to the finance devices.

Answer: D

NEW QUESTION 172

Which two authentication protocols are supported by RADIUS but not by TACACS+? (Choose two.)

- A. MSCHAPv1
- B. PAP
- C. EAP
- D. CHAP
- E. MSCHAPV2

Answer: CE

NEW QUESTION 173

An engineer must configure Cisco ISE to provide internet access for guests in which guests are required to enter a code to gain network access. Which action accomplishes the goal?

- A. Configure the hotspot portal for guest access and require an access code.
- B. Configure the sponsor portal with a single account and use the access code as the password.
- C. Configure the self-registered guest portal to allow guests to create a personal access code.
- D. Create a BYOD policy that bypasses the authentication of the user and authorizes access codes.

Answer: A

NEW QUESTION 176

What are two requirements of generating a single signing in Cisco ISE by using a certificate provisioning portal, without generating a certificate request? (Choose two)

- A. Location the CSV file for the device MAC
- B. Select the certificate template
- C. Choose the hashing method
- D. Enter the common name
- E. Enter the IP address of the device

Answer: BD

Explanation:

<https://www.cisco.com/c/en/us/support/docs/security/identity-services-engine/200534-ISE-2-0-Certificate-Provi>

NEW QUESTION 180

Which personas can a Cisco ISE node assume'?

- A. policy service, gatekeeping, and monitoring
- B. administration, policy service, and monitoring
- C. administration, policy service, gatekeeping
- D. administration, monitoring, and gatekeeping

Answer: B

Explanation:

https://www.cisco.com/en/US/docs/security/ise/1.0/user_guide/ise10_dis_deploy.html

The persona or personas of a node determine the services provided by a node. An ISE node can assume any or all of the following personas: Administration, Policy Service, and Monitoring. The menu options that are available through the administrative user interface are dependent on the role and personas that an ISE node assumes. See Cisco ISE Nodes and Available Menu Options for more information.

NEW QUESTION 184

A new employee just connected their workstation to a Cisco IP phone. The network administrator wants to ensure that the Cisco IP phone remains online when the user disconnects their Workstation from the corporate network Which CoA configuration meets this requirement?

- A. Port Bounce
- B. Reauth
- C. NoCoA
- D. Disconnect

Answer: C

Explanation:

<https://ciscocustomer.lookbookhq.com/iseguidedjourney/ISE-profiling-design>

NEW QUESTION 187

Refer to the exhibit.

Which two configurations are needed on a catalyst switch for it to be added as a network access device in a Cisco ISE that is being used for 802.1X authentications? (Choose two)

- ☒ radius server ISE1
address ipv4 192.168.255.17 auth-port 1645 acct-port 1646
key 7 0607542D5F4A0213034C1E0A1F0F2E2122733F3429000D12055A5A52
- ☒ tacacs server ISE1
address ipv4 192.168.255.15 auth-port 1645 acct-port 1646
key 7 0607542D5F4A0213034C1E0A1F0F2E2122733F3429000D12055A5A52
- ☐ radius server ISE1
address ipv4 192.168.255.19 auth-port 1645 acct-port 1646
key 7 0607542D5F4A0213034C1E0A1F0F2E2122733F3429000D12055A5A52
- ☐ radius server ISE1
address ipv4 192.168.255.16 auth-port 1645 acct-port 1646
key 7 0607542D5F4A0213034C1E0A1F0F2E2122733F3429000D12055A5A52
- ☐ tacacs server ISE1
address ipv4 192.168.255.18 auth-port 1645 acct-port 1646
key 7 0607542D5F4A0213034C1E0A1F0F2E2122733F3429000D12055A5A52

- A. Option A
- B. Option B
- C. Option C
- D. Option D
- E. Option E

Answer: AC

NEW QUESTION 192

What must be configured on the Cisco ISE authentication policy for unknown MAC addresses/identities for successful authentication?

- A. pass
- B. reject
- C. drop
- D. continue

Answer: D

Explanation:

https://www.cisco.com/en/US/docs/security/ise/1.0/user_guide/ise10_man_id_stores.html

NEW QUESTION 193

An administrator wants to configure network device administration and is trying to decide whether to use TACACS+ or RADIUS. A reliable protocol must be used that can check command authorization Which protocol meets these requirements and why?

- A. TACACS+ because it runs over TCP
- B. RADIUS because it runs over UDP
- C. RADIUS because it runs over TCP.
- D. TACACS+ because it runs over UDP

Answer: A

NEW QUESTION 195

An administrator is configuring posture assessment in Cisco ISE for the first time. Which two components must be uploaded to Cisco ISE to use Anyconnect for the agent configuration in a client provisioning policy? (Choose two.)

- A. Anyconnect network visibility module
- B. Anyconnect compliance module
- C. AnyConnectProfile.xml file
- D. AnyConnectProfile.xsd file
- E. Anyconnect agent image

Answer: BD

NEW QUESTION 196

During BYOD flow, from where does a Microsoft Windows PC download the Network Setup Assistant?

- A. Cisco App Store
- B. Microsoft App Store
- C. Cisco ISE directly
- D. Native OTA functionality

Answer: C

NEW QUESTION 199

What is a function of client provisioning?

- A. It ensures an application process is running on the endpoint.
- B. It checks a dictionary' attribute with a value.
- C. It ensures that endpoints receive the appropriate posture agents
- D. It checks the existence date and versions of the file on a client.

Answer: C

NEW QUESTION 200

Which three default endpoint identity groups does cisco ISE create? (Choose three)

- A. Unknown
- B. whitelist
- C. end point
- D. profiled
- E. blacklist

Answer: ADE

Explanation:

Default Endpoint Identity Groups Created for Endpoints

Cisco ISE creates the following five endpoint identity groups by default: Blacklist, GuestEndpoints, Profiled, RegisteredDevices, and Unknown. In addition, it creates two more identity groups, such as Cisco-IP-Phone and Workstation, which are associated to the Profiled (parent) identity group. A parent group is the default identity group that exists in the system.

https://www.cisco.com/c/en/us/td/docs/security/ise/2-4/admin_guide/b_ise_admin_guide_24/b_ise_admin_guide

NEW QUESTION 203

What is needed to configure wireless guest access on the network?

- A. endpoint already profiled in ISE
- B. WEBAUTH ACL for redirection
- C. valid user account in Active Directory
- D. Captive Portal Bypass turned on

Answer: D

NEW QUESTION 204

An employee logs on to the My Devices portal and marks a currently on-boarded device as 'Lost'. Which two actions occur within Cisco ISE as a result of this action? (Choose two)

- A. Certificates provisioned to the device are not revoked
- B. BYOD Registration status is updated to No
- C. The device access has been denied
- D. BYOD Registration status is updated to Unknown.
- E. The device status is updated to Stolen

Answer: AB

Explanation:

https://www.cisco.com/c/en/us/td/docs/security/ise/2-2/admin_guide/b_ise_admin_guide_22/b_ise_admin_guide

NEW QUESTION 205

What is the purpose of the ip http server command on a switch?

- A. It enables the https server for users for web authentication
- B. It enables MAB authentication on the switch
- C. It enables the switch to redirect users for web authentication.
- D. It enables dot1x authentication on the switch.

Answer: C

NEW QUESTION 207

A Cisco ISE administrator needs to ensure that guest endpoint registrations are only valid for one day. When testing the guest policy flow, the administrator sees that the Cisco ISE does not delete the endpoint in the Guest Endpoints identity store after one day and allows access to the guest network after that period. Which configuration is causing this problem?

- A. The Endpoint Purge Policy is set to 30 days for guest devices
- B. The RADIUS policy set for guest access is set to allow repeated authentication of the same device
- C. The length of access is set to 7 days in the Guest Portal Settings
- D. The Guest Account Purge Policy is set to 15 days

Answer: A

Explanation:

https://www.cisco.com/c/en/us/td/docs/security/ise/1-3/admin_guide/b_ise_admin_guide_13/b_ise_admin_guide

NEW QUESTION 212

Which advanced option within a WLAN must be enabled to trigger Central Web Authentication for Wireless users on AireOS controller?

- A. DHCP server
- B. static IP tunneling
- C. override Interface ACL
- D. AAA override

Answer: D

NEW QUESTION 215

An administrator connects an HP printer to a dot1x enable port, but the printer is not accessible. Which feature must the administrator enable to access the printer?

- A. MAC authentication bypass
- B. change of authorization
- C. TACACS authentication
- D. RADIUS authentication

Answer: A

Explanation:

<https://community.cisco.com/t5/network-access-control/ise-for-printer-security/m-p/3933216>

NEW QUESTION 218

Which Cisco ISE deployment model provides redundancy by having every node in the deployment configured with the Administration, Policy Service, and Monitoring personas to protect from a complete node failure?

- A. distributed
- B. dispersed
- C. two-node
- D. hybrid

Answer: C

NEW QUESTION 223

An organization wants to implement 802.1X and is debating whether to use PEAP-MSCHAPv2 or PEAP-EAP-TLS for authentication. Drag the characteristics on the left to the corresponding protocol on the right.

uses username and password for authentication

uses certificates for authentication

changes credentials through the admin portal

supports fragmentation after the tunnel is established

uses the X.509 format

supports auto-enrollment for obtaining credentials

PEAP-MSCHAPv2

PEAP-EAP-TLS

- A. Mastered
B. Not Mastered

Answer: A

Explanation:

PEAP-MSCHAPv2

uses username and password for authentication

changes credentials through the admin portal

supports fragmentation after the tunnel is established

PEAP-EAP-TLS

uses certificates for authentication

uses the X.509 format

supports auto-enrollment for obtaining credentials

NEW QUESTION 226

Refer to the exhibit.

Interface	MAC Address	Method	Domain	Status	Fg	Session ID
Gi1/0/6	0024.142d.e47f	mab	UNKNOWN	Auth		C0A829020000000C2BBAF5D3
Gi1/0/1	0050.5698.0720	dot1x	UNKNOWN	Unauth		C0A829020000000152BCD0BE7

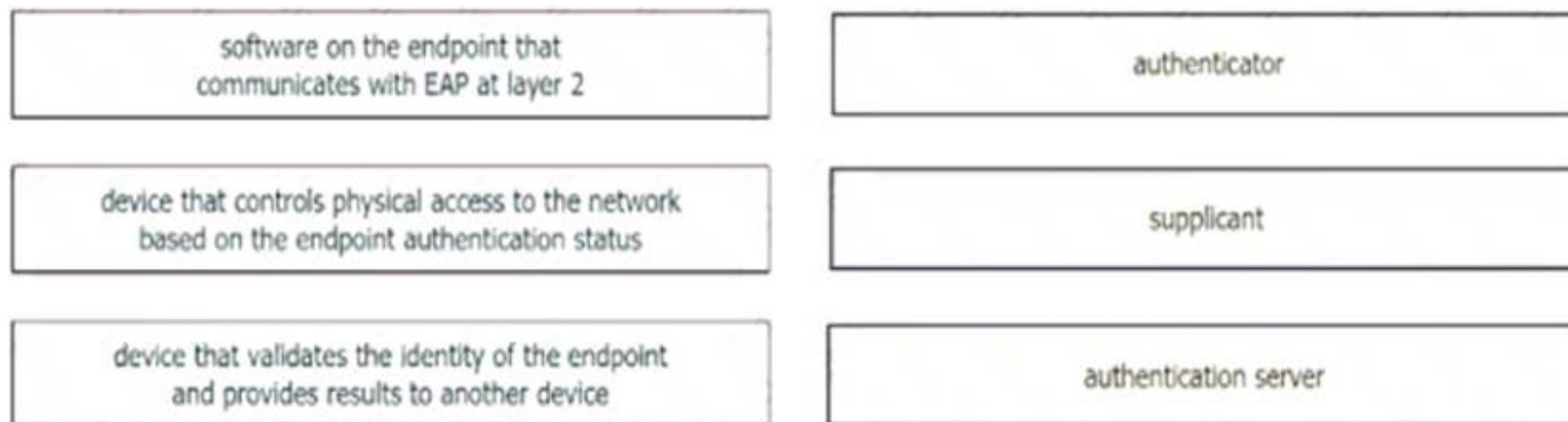
An engineer is configuring a client but cannot authenticate to Cisco ISE During troubleshooting, the show authentication sessions command was issued to display the authentication status of each port Which command gives additional information to help identify the problem with the authentication?

- A. show authentication sessions
B. show authentication sessions Interface Gi1/0/1 output
C. show authentication sessions interface Gi1/0/1 details
D. show authentication sessions output

Answer: C

NEW QUESTION 228

Drag the descriptions on the left onto the components of 802.1X on the right.

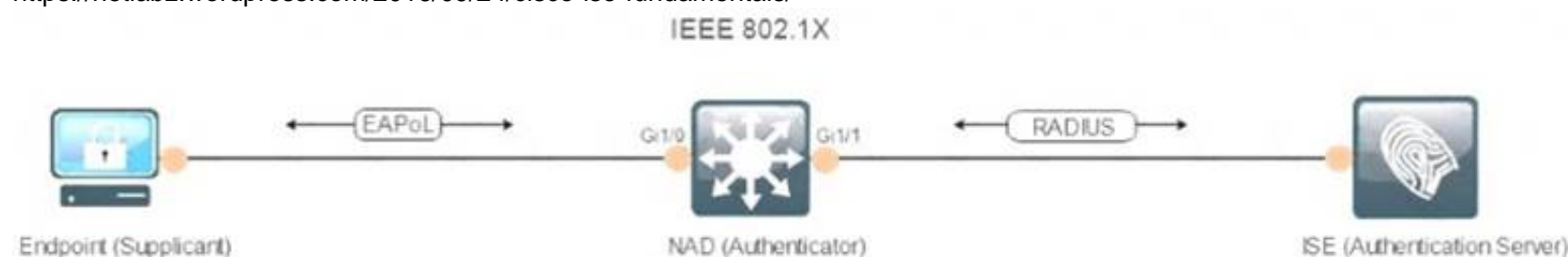


- A. Mastered
 B. Not Mastered

Answer: A

Explanation:

<https://netlabz.wordpress.com/2016/09/24/cisco-ise-fundamentals/>



NEW QUESTION 230

An engineer is unable to use SSH to connect to a switch after adding the required CLI commands to the device to enable TACACS+. The device administration license has been added to Cisco ISE, and the required policies have been created. Which action is needed to enable access to the switch?

- A. The ip ssh source-interface command needs to be set on the switch
 B. 802.1X authentication needs to be configured on the switch.
 C. The RSA keypair used for SSH must be regenerated after enabling TACACS+.
 D. The switch needs to be added as a network device in Cisco ISE and set to use TACACS+.

Answer: D

NEW QUESTION 235

A Cisco ISE administrator needs to ensure that guest endpoint registrations are only valid for 1 day. When testing the guest policy flow, the administrator sees that the Cisco ISE does not delete the endpoint in the Guest Endpoints identity store after one day and allows access to the guest network after that period. Which configuration is causing this problem?

- A. The RADIUS policy set for guest access is set to allow repeated authentication of the same device.
 B. The length of access is set to 7 days in the Guest Portal Settings.
 C. The Endpoint Purge Policy is set to 30 days for guest devices.
 D. The Guest Account Purge Policy is set to 15 days.

Answer: C

NEW QUESTION 236

An administrator has added a new Cisco ISE PSN to their distributed deployment. Which two features must the administrator enable to accept authentication requests and profile the endpoints correctly, and add them to their respective endpoint identity groups? (Choose two)

- A. Session Services
 B. Endpoint Attribute Filter
 C. Posture Services
 D. Profiling Services
 E. Radius Service

Answer: DE

NEW QUESTION 237

An administrator is configuring TACACS+ on a Cisco switch but cannot authenticate users with Cisco ISE. The configuration contains the correct key of Cisc039712287. but the switch is not receiving a response from the Cisco ISE instance What must be done to validate the AAA configuration and identify the problem with the TACACS+ servers?

- A. Check for server reachability using the test aaa group tacacs+ admin <key> legacy command.
 B. Test the user account on the server using the test aaa group radius server CUCS user admin pass <key> legacy command.
 C. Validate that the key value is correct using the test aaa authentication admin <key> legacy command.
 D. Confrm the authorization policies are correct using the test aaa authorization admin drop legacy command.

Answer: A

Explanation:

<https://medium.com/training-course-ccna-security-210-260/ccna-security-part-3-implementing-aaa-in-cisco-ios>

NEW QUESTION 241

An administrator is migrating device administration access to Cisco ISE from the legacy TACACS+ solution that used only privilege 1 and 15 access levels. The organization requires more granular controls of the privileges and wants to customize access levels 2-5 to correspond with different roles and access needs. Besides defining a new shell profile in Cisco ISE, what must be done to accomplish this configuration?

- A. Enable the privilege levels in Cisco ISE
- B. Enable the privilege levels in the IOS devices.
- C. Define the command privileges for levels 2-5 in the IOS devices
- D. Define the command privileges for levels 2-5 in Cisco ISE

Answer: B

Explanation:

<https://learningnetwork.cisco.com/s/blogs/a0D3i000002eeWTEAY/cisco-ios-privilege-levels>

NEW QUESTION 243

What occurs when a Cisco ISE distributed deployment has two nodes and the secondary node is deregistered?

- A. The primary node restarts
- B. The secondary node restarts.
- C. The primary node becomes standalone
- D. Both nodes restart.

Answer: D

Explanation:

https://www.cisco.com/c/en/us/td/docs/security/ise/1-1-1/installation_guide/ise_install_guide/ise_deploy.html if your deployment has two nodes and you deregister the secondary node, both nodes in this primary-secondary pair are restarted. (The former primary and secondary nodes become standalone.)

NEW QUESTION 248

Which default endpoint identity group does an endpoint that does not match any profile in Cisco ISE become a member of?

- A. Endpoint
- B. unknown
- C. blacklist
- D. white list
- E. profiled

Answer: B

Explanation:

If you do not have a matching profiling policy, you can assign an unknown profiling policy. The endpoint is therefore profiled as Unknown. The endpoint that does not match any profile is grouped within the Unknown identity group. The endpoint profiled to the Unknown profile requires that you create a profile with an attribute or a set of attributes collected for that endpoint.

https://www.cisco.com/en/US/docs/security/ise/1.0/user_guide/ise10_man_identities.html

NEW QUESTION 250

An engineer is configuring posture assessment for their network access control and needs to use an agent that supports using service conditions as conditions for the assessment. The agent should be run as a background process to avoid user interruption but when it is run, the user can see it. What is the problem?

- A. The engineer is using the "Anyconnect" posture agent but should be using the "Stealth Anyconnect posture agent
- B. The posture module was deployed using the headend instead of installing it with SCCM
- C. The user was in need of remediation so the agent appeared in the notifications
- D. The proper permissions were not given to the temporal agent to conduct the assessment

Answer: A

NEW QUESTION 254

Which compliance status is set when a matching posture policy has been defined for that endpoint, but all the mandatory requirements during posture assessment are not met?

- A. unauthorized
- B. untrusted
- C. non-compliant
- D. unknown

Answer: C

NEW QUESTION 256

An administrator is manually adding a device to a Cisco ISE identity group to ensure that it is able to access the network when needed without authentication. Upon testing, the administrator notices that the device never hits the correct authorization policy line using the condition EndPoints LogicalProfile EQUALS static_list. Why is this occurring?

- A. The dynamic logical profile is overriding the statically assigned profile
- B. The device is changing identity groups after profiling instead of remaining static
- C. The logical profile is being statically assigned instead of the identity group
- D. The identity group is being assigned instead of the logical profile

Answer: C

NEW QUESTION 261

What gives Cisco ISE an option to scan endpoints for vulnerabilities?

- A. authorization policy
- B. authentication policy
- C. authentication profile
- D. authorization profile

Answer: A

NEW QUESTION 265

An employee must access the internet through the corporate network from a new mobile device that does not support native supplicant provisioning provided by Cisco ISE. Which portal must the employee use to provision to the device?

- A. BYOD
- B. Personal Device
- C. My Devices
- D. Client Provisioning

Answer: C

NEW QUESTION 270

When planning for the deployment of Cisco ISE, an organization's security policy dictates that they must use network access authentication via RADIUS. It also states that the deployment provide an adequate amount of security and visibility for the hosts on the network. Why should the engineer configure MAB in this situation?

- A. The Cisco switches only support MAB.
- B. MAB provides the strongest form of authentication available.
- C. The devices in the network do not have a supplicant.
- D. MAB provides user authentication.

Answer: C

NEW QUESTION 274

What is a restriction of a standalone Cisco ISE node deployment?

- A. Only the Policy Service persona can be disabled on the node.
- B. The domain name of the node cannot be changed after installation.
- C. Personas are enabled by default and cannot be edited on the node.
- D. The hostname of the node cannot be changed after installation.

Answer: C

NEW QUESTION 279

An administrator is configuring Cisco ISE to authenticate users logging into network devices using TACACS+. The administrator is not seeing any of the authentication in the TACACS+ live logs. Which action ensures the users are able to log into the network devices?

- A. Enable the device administration service in the Administration persona
- B. Enable the session services in the administration persona
- C. Enable the service sessions in the PSN persona.
- D. Enable the device administration service in the PSN persona.

Answer: D

Explanation:

https://www.cisco.com/c/en/us/td/docs/security/ise/2-4/admin_guide/b_ISE_admin_guide_24/m_ise_tacacs_dev

NEW QUESTION 283

Select and Place

uses username and password for authentication

uses certificates for authentication

changes credentials through the admin portal

supports fragmentation after the tunnel is established

uses the X.509 format

supports auto-enrollment for obtaining credentials

PEAP-MSCHAPv2

PEAP-EAP-TLS

- A. Mastered
- B. Not Mastered

Answer: A

Explanation:

uses username and password for authentication

uses certificates for authentication

changes credentials through the admin portal

supports fragmentation after the tunnel is established

uses the X.509 format

supports auto-enrollment for obtaining credentials

PEAP-MSCHAPv2

uses username and password for authentication

changes credentials through the admin portal

supports fragmentation after the tunnel is established

PEAP-EAP-TLS

uses certificates for authentication

uses the X.509 format

supports auto-enrollment for obtaining credentials

NEW QUESTION 286

Which statement about configuring certificates for BYOD is true?

- A. An Android endpoint uses EST, whereas other operating systems use SCEP for enrollment
- B. The SAN field is populated with the end user name.
- C. An endpoint certificate is mandatory for the Cisco ISE BYOD
- D. The CN field is populated with the endpoint host name

Answer: C

NEW QUESTION 291

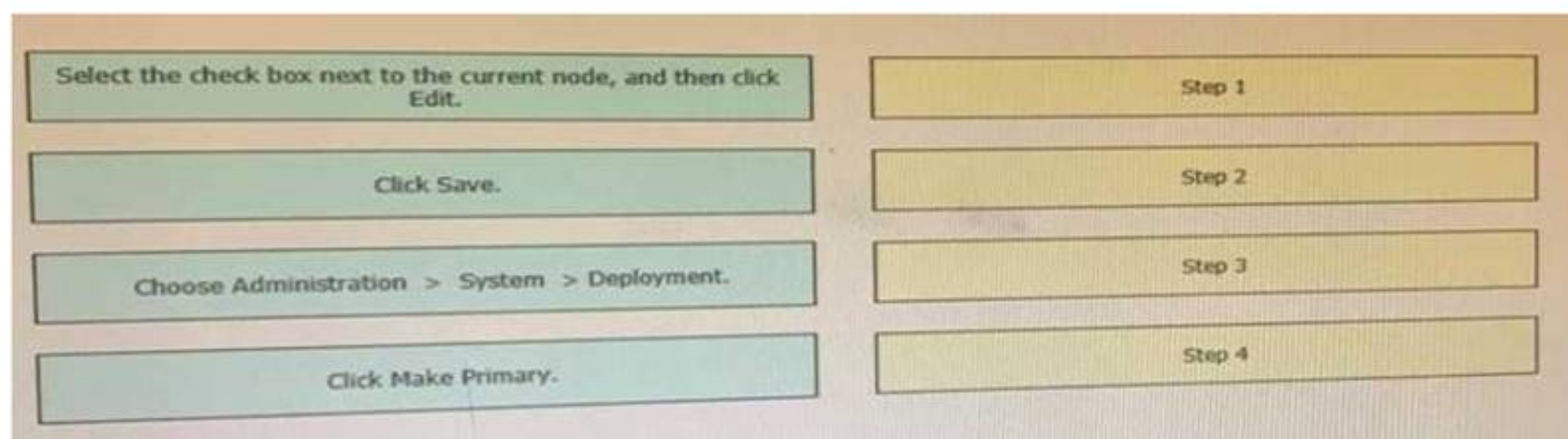
Which two external identity stores support EAP-TLS and PEAP-TLS? (Choose two.)

- A. Active Directory
- B. RADIUS Token
- C. Internal Database
- D. RSA SecurID
- E. LDAP

Answer: AE

NEW QUESTION 295

Drag the steps to configure a Cisco ISE node as a primary administration node from the left into the correct order on the right.



- A. Mastered
- B. Not Mastered

Answer: A

Explanation:

https://www.cisco.com/c/en/us/td/docs/security/ise/2-4/admin_guide/b_ise_admin_guide_24/b_ise_admin_guide

Step 1

Choose Administration > System > Deployment.

The Register button will be disabled initially. To enable this button, you must configure a Primary PAN.

Step 2

Check the check box next to the current node, and click Edit.

Step 3

Click Make Primary

to configure your Primary PAN.

Step 4

Enter data on the General Settings

Step 5

tab.

Click Save to save the node configuration.

NEW QUESTION 299

An administrator is adding a switch to a network that is running Cisco ISE and is only for IP Phones The phones do not have the ability to authenticate via 802 1X Which command is needed on each switch port for authentication?

- A. dot1x system-auth-control
- B. enable bypass-mac
- C. enable network-authentication
- D. mab


Answer: D

Explanation:

https://www.cisco.com/en/US/docs/ios-xml/ios/sec_usr_aaa/configuration/15-2mt/sec-config-mab.html

NEW QUESTION 300

Drag the Cisco ISE node types from the left onto the appropriate purposes on the right.



- A. Mastered
- B. Not Mastered

Answer: A

Explanation:

Monitoring = provides advanced monitoring and troubleshooting tools that you can use to effectively manage your network and resources

Policy Service = provides network access, posture, guest access, client provisioning, and profiling services. This persona evaluates the policies and makes all the decisions.

Administration = manages all system-related configuration and configurations that relate to functionality such as authentication, authorization, auditing, and so on

pxGrid = shares context-sensitive information from Cisco ISE to subscribers

https://www.cisco.com/c/en/us/td/docs/security/ise/1-4/admin_guide/b_ise_admin_guide_14/b_ise_admin_guide

NEW QUESTION 303

What is a valid status of an endpoint attribute during the device registration process?

- A. block listed
- B. pending
- C. unknown
- D. DenyAccess

Answer: B

NEW QUESTION 304

An engineer is working with a distributed deployment of Cisco ISE and needs to configure various network probes to collect a set of attributes from the endpoints on the network. Which node should be used to accomplish this task?

- A. PSN
- B. primary PAN
- C. pxGrid
- D. MnT

Answer: A

NEW QUESTION 307

In which two ways can users and endpoints be classified for TrustSec? (Choose Two.)

- A. VLAN
- B. SXP
- C. dynamic
- D. QoS
- E. SGACL

Answer: AE

NEW QUESTION 312

Which two methods should a sponsor select to create bulk guest accounts from the sponsor portal? (Choose two)

- A. Random
- B. Monthly
- C. Daily
- D. Imported
- E. Known

Answer: AD

NEW QUESTION 314

An organization wants to enable web-based guest access for both employees and visitors. The goal is to use a single portal for both user types. Which two authentication methods should be used to meet this requirement? (Choose two)

- A. LDAP
- B. 802.1X
- C. Certificate-based
- D. LOCAL
- E. MAC based

Answer: DE

NEW QUESTION 316

Which use case validates a change of authorization?

- A. An authenticated, wired EAP-capable endpoint is discovered
- B. An endpoint profiling policy is changed for authorization policy.
- C. An endpoint that is disconnected from the network is discovered
- D. Endpoints are created through device registration for the guests

Answer: B

Explanation:

https://www.cisco.com/c/en/us/td/docs/security/ise/1-2/user_guide/ise_user_guide/ise_prof_pol.html

NEW QUESTION 318

.....

THANKS FOR TRYING THE DEMO OF OUR PRODUCT

Visit Our Site to Purchase the Full Set of Actual 300-715 Exam Questions With Answers.

We Also Provide Practice Exam Software That Simulates Real Exam Environment And Has Many Self-Assessment Features. Order the 300-715 Product From:

<https://www.2passeasy.com/dumps/300-715/>

Money Back Guarantee

300-715 Practice Exam Features:

- * 300-715 Questions and Answers Updated Frequently
- * 300-715 Practice Questions Verified by Expert Senior Certified Staff
- * 300-715 Most Realistic Questions that Guarantee you a Pass on Your FirstTry
- * 300-715 Practice Test Questions in Multiple Choice Formats and Updatesfor 1 Year