



Microsoft

Exam Questions PL-100

Microsoft Power Platform App Maker

NEW QUESTION 1

DRAG DROP - (Topic 4)

You have a basic user security role in a test environment. You create a canvas app without customization in the environment. You need to send the app to production administrators for production deployment. Which three actions should you perform in sequence? To answer, move the appropriate actions from the list of actions to the answer area and arrange them in the correct order.

Actions

Add the app to the solution.

Export the solution.

Send the solution to production administrators.

Select the canvas app in the Maker portal.

Export the package.

Send the package to production administrators.

>

<

Answer Area

↑

↓

- A. Mastered
- B. Not Mastered

Answer: A

Explanation:

Actions

Add the app to the solution.

Export the solution.

Send the solution to production administrators.

Select the canvas app in the Maker portal.

Export the package.

Send the package to production administrators.

→

←

Answer Area

Select the canvas app in the Maker portal.

Export the package.

Send the package to production administrators.

↑

↓

NEW QUESTION 2

DRAG DROP - (Topic 4)

You create multiple apps as part of an unmanaged solution. You need to move the apps to another environment. You need to pick the appropriate solution type for each requirement. Which types of solutions should you create? To answer, drag the appropriate solution types to the correct requirements. Each solution type may be used once, more than once, or not at all. You may need to drag the split bar between panes or scroll to view content. NOTE: Each correct selection is worth one point.

- A. Mastered
- B. Not Mastered

Answer: A

Explanation:

Requirement	Solution type
Edit existing components of the solution.	Unmanaged
Add new components to the solution.	Unmanaged
Export the solution.	Managed

Box 1: Unmanaged
Unmanaged Solution: The beginning state of solution is the unmanaged solution state. During this phase, you can add, edit, update, remove, delete, and test any of the components of the solution.
Box 2: Unmanaged
Box 3: Managed
Managed Solution: A managed solution is a finalized solution that can be distributed and installed. They are created by exporting an unmanaged solution by setting restrictions to prevent any further customizations. The whole point of Managed is locking down the Component states so they cannot be edited. Deleting the Managed Solution will remove all its customisations as well as data contained. Managed Solutions become read only once deployed so they cannot be manipulated.

NEW QUESTION 3

DRAG DROP - (Topic 4)

DRAG DROP

You are designing a new model-driven app for salespeople at a company. The company requires that all new line-of-business apps must use as much native functionality as possible to avoid having developers maintain code. You need to determine how to implement the app's business logic. Which method should you use? To answer, drag the appropriate methods to the correct requirements. Each method may be used once, more than once, or not at all. You may NOTE: Each correct selection is worth one point.

Methods

Business rules

Power Automate flows

Business process flows

Answer Area

Requirement

Validate the postal code format based on the state or province entered by a user.

Ensure that the app can communicate with other business applications by using existing connectors.

Method

- A. Mastered

B. Not Mastered

Answer: A

Explanation:

Methods

Business rules

Power Automate flows

Business process flows

Answer Area

Requirement

Validate the postal code format based on the state or province entered by a user.

Ensure that the app can communicate with other business applications by using existing connectors.

Method

Business rules

Power Automate flows

NEW QUESTION 4

- (Topic 4)

A large construction company has 120 departments. Each department has a Microsoft Teams channel. The company creates training content for each department. All training content for a department is hosted in the channel for that department You must create a chatbot for the company that helps employees find relevant training. Employees must not be able to modify the chatbot. You need to create the chatbot Which three actions should you perform"* Each correct answer presents part of the solution. NOTE: Each correct selection is worth one point.

- A. Create a bot for each departmental channel.

B. Create one training bot for organization-wide deployment.

C. Create an entity for each department

D. Create a topic for each department.

E. Create a topic for each trade.

Answer: BCD

NEW QUESTION 5

- (Topic 4)

You create a canvas app within a Power Platform environment. You need to identify potential accessibility issues for the canvas app before making the app available to other users. Which tool should you use?

- A. Portal Checker

B. App Checker

C. Solution Checker

Answer: B

Explanation:

Find accessibility issues

* 1. In the upper-right corner of Power Apps Studio, select the icon for the App checker.



* 2. In the menu that appears, select Accessibility. A list of issues appears, sorted first by severity and then by screen. Reference: <https://docs.microsoft.com/en-us/powerapps/maker/canvas-apps/accessibility-checker>

NEW QUESTION 6

HOTSPOT - (Topic 4)

HOTSPOT

A company is creating an app to manage project status reports. Users will update a series of controls and click a submit button. The submit button will calculate a risk score for the project and return to the previous screen with that risk score. The risk score will be used in two different forms. You need to create the formula on the button click. To answer, select the appropriate option in the answer area NOTE: Each correct selection is worth one point.

Data elements	Answer Area	Data	Data element
Table		Time-off dates for all employees	
View		Employee ID number	
Record reference			

- A. Mastered
- B. Not Mastered

Answer: A

Explanation:

Data elements	Answer Area	Data	Data element
Table		Time-off dates for all employees	Record reference
View		Employee ID number	View
Record reference			

NEW QUESTION 9

DRAG DROP - (Topic 4)

A company has the following divisions: wholesale and retail.

The manufacturer wants to create a single Power BI report to allow users to view data from a Microsoft SQL Server database.

You need to ensure that each user sees data only for the team to which the user is assigned.

How should you secure the report?

To answer, drag the appropriate options to the correct action. Each option may be used once, more than once, or not at all. You may need to drag the split bar between panes or scroll to view content.

NOTE: Each correct selection is worth one point.

Options	Answer Area						
	<table><thead><tr><th>Action</th><th>Option</th></tr></thead><tbody><tr><td>Create the team as a role.</td><td>Option</td></tr><tr><td>Add members to the role.</td><td>Option</td></tr></tbody></table>	Action	Option	Create the team as a role.	Option	Add members to the role.	Option
Action	Option						
Create the team as a role.	Option						
Add members to the role.	Option						
Power BI Service							
Power BI Desktop							
Common Data Service							
Power Platform Admin center							

- A. Mastered
- B. Not Mastered

Answer: A

Explanation:

Box 1: Power BI Desktop

You can define roles and rules within Power BI Desktop. When you publish to Power BI, it also publishes the role definitions.

To define security roles, follow these steps.

? Import data into your Power BI Desktop report, or configure a DirectQuery connection.

?F rom the Modeling tab, select Manage Roles.

? From the Manage roles window, select Create.

? Etc.

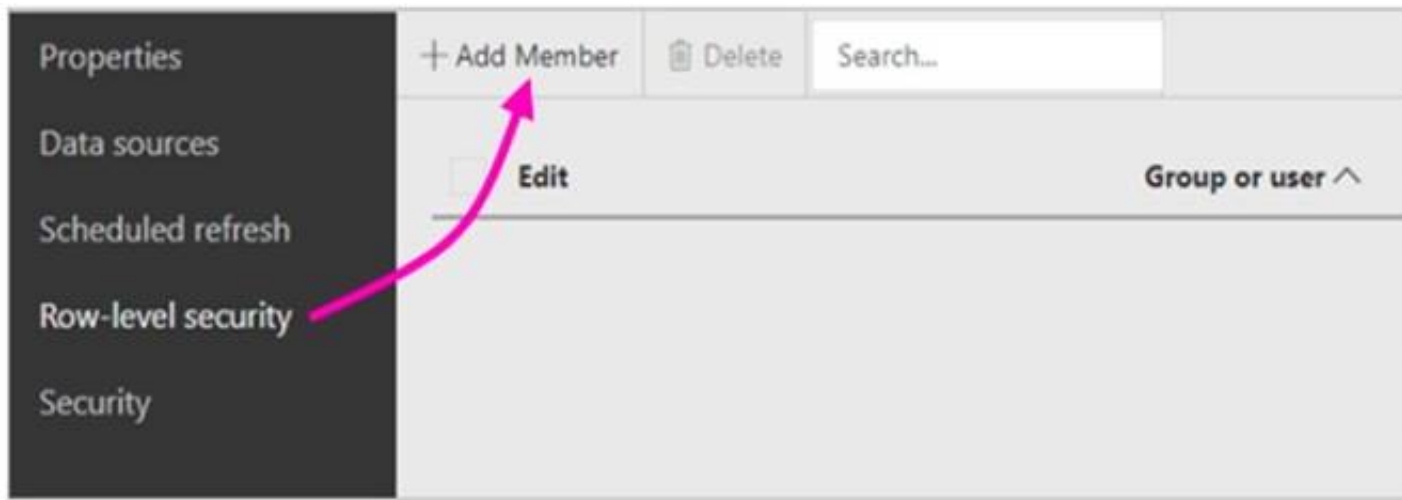
Box 2: Power BI Service

After you save your report in Power BI Report Server, you manage security and add or remove members on the server.

* 1. In Power BI Desktop, save the report to Power BI Report Server. You need to use the version of Power BI Desktop for Power BI Report Server.

* 2. In Power BI Report Service, select the ellipsis (...) next to the report.

* 3. Select Manage > Row-level security.



On the Row-level security page, you add members to a role you created in Power BI Desktop.

NEW QUESTION 10

- (Topic 4)

Note: This question is part of a series of questions that present the same scenario. Each question in the series contains a unique solution that might meet the stated goals. Some question sets might have more than one correct solution, while others might not have a correct solution.

After you answer a question in this section, you will NOT be able to return to it. As a result, these questions will not appear in the review screen.

You are developing a model-driven app that uses a Common Data Service database. App users will have a variety of different security roles.

Development and testing must be performed using production data. Multiple testers must be used at each testing stage.

You need to provision and configure new environments for development and testing. Solution:

? Provision production environments named P1 and P2.

? Copy the current production environment to P1 and P2.

? Use P1 for development and P2 for testing.

Does the solution meet the goal?

A. Yes

B. No

Answer: B

Explanation:

Production: This is intended to be used for permanent work in an organization. Don't use production environment for development and testing.

Reference:

<https://docs.microsoft.com/en-us/power-platform/admin/environments-overview>

NEW QUESTION 10

- (Topic 4)

You create a canvas app for technicians at a computer store. You assign technicians cases to work on. The technicians update cases at the end of customer site visit.

The manager wants the technicians to sell warranties to the customers. If a customer agrees to purchase a warranty, technicians use the canvas app to immediately alert the sales team, and then the technician records details about the warranty into the app.

You need to create a flow to alert the sales team. Which type of trigger should you use?

A. Flow button for mobile

B. Office 365 Outlook

C. Common Data Service

Answer: A

Explanation:

Create a button flow to run routine tasks by simply tapping a button. Customize your flow by allowing the user to provide specific details that will be used when the flow runs.

Note: There are many repetitive tasks that we all wish we could run with just a tap of a button. For example, you may need to quickly email your team to remind them to join the daily team sync, or you may want to start a new Visual Studio Codespaces build of your code base after you've been notified that there are no more checkins planned for the day. Button flows allow you to accomplish these and many other tasks simply by tapping a button on your mobile device.

Reference:

<https://docs.microsoft.com/en-us/power-automate/button-flow-with-user-input-tokens>

NEW QUESTION 14

DRAG DROP - (Topic 4)

You are an app and report maker. You provide visualizations for two departments in an organization.

Each department requires department-specific visualizations:

Department	Requirement
Department1	Provide unstructured answers to free text survey questions.
Department2	Chart real-time data in columns that groups complaints by category, urgency, and status.

You need to create the visualizations.

Which chart type should you use? To answer, drag the appropriate chart type to the correct requirements. Each chart type may be used once, more than once, or not at all. You may need to drag the split bar between panes or scroll to view content.

NOTE: Each correct selection is worth one point.

Chart types	Requirement	Chart type
Multi-series	Unstructured answers to free text survey questions.	
Tag		
Stacked column	Real-time column chart that groups complaints by category, urgency, and status.	

- A. Mastered
B. Not Mastered

Answer: A

Explanation:

Box 1: Tag

Box 2: Multi-series

Multi-series charts: Charts that display data with multiple series values mapped to a single category value.

NEW QUESTION 19

DRAG DROP - (Topic 4)

You are creating a canvas app that reads and writes to a data source.

You need to configure the app to perform create and update data operations.

Which functions should you use? To answer, drag the appropriate functions to the correct data operations. Each function may be used once, more than once, or not at all. You may need to drag the split bar between panes or scroll to view content.

NOTE; Each correct selection is worth one point.

Functions	Answer Area
Patch	
Update	
AddColumns	

Data operation	Function
Replace an entire record.	
Update specific columns.	

- A. Mastered
B. Not Mastered

Answer: A

Explanation:

Functions	Answer Area
Patch	
Update	
AddColumns	

Data operation	Function
Replace an entire record.	Patch
Update specific columns.	AddColumns

NEW QUESTION 24

DRAG DROP - (Topic 4)

You are developing a Power BI report for a company.

The Power BI report must display company performance metrics in Power BI service. The report must include three fields in a visualization. The data for the report exists in a dataset.

The company will display the report on a large television screen during team meetings. You need to create the report.

Which four actions should you perform in sequence? To answer, move the appropriate actions from the list of actions to the answer and arrange them in the correct order.

Actions	Answer Area
Add the report to a new dashboard	
Create a report	
Add a visualization to the report	
Create a paginated report	
Select a dataset	

- A. Mastered
 B. Not Mastered

Answer: A

Explanation:

Box 1: Select a dataset

Sign in to your Power BI online account, or sign up, if you don't have an account yet. Open the Power BI service. Get some data and open it in report view.

Box 2: Create a report

Use that data to create visualizations and save it as a report. Box 3: Add a visualization to the report

Box 4: Add the report to a new dashboard

Visualizations (known as visuals for short) display insights that have been discovered in the data. A Power BI report might have a single page with one visual or it might have pages full of visuals. In the Power BI service, visuals can be pinned from reports to dashboards.

NEW QUESTION 25

- (Topic 4)

A company has an on-premises system that stores product information. The company plans to replace the information with a Power Platform solution that uses the Common Data Service.

The Power Platform solution needs to use data from the product information system. You need to transform and import the data from the product information system. Which two tools should you use? Each correct answer presents part of the solution. NOTE: Each correct selection is worth one point.

- A. Dataflow
 B. Business process flow
 C. Power BI Desktop
 D. Data gateway

Answer: AD

Explanation:

The on-premises data gateway acts as a bridge to provide quick and secure data transfer between onpremises data (data that isn't in the cloud) and several Microsoft cloud services. These cloud services include Power BI, PowerApps, Power Automate, Azure Analysis Services, and Azure Logic Apps. By using a gateway, organizations can keep databases and other data sources on their on-premises networks, yet securely use that on-premises data in cloud services. Can use the Power Platform dataflows to load entity in CDS with the option to transform data.

Reference:

<https://docs.microsoft.com/en-us/power-bi/connect-data/service-gateway-onprem> <https://nishantrana.me/2020/07/07/load-data-from-sql-on-premise-to-cds-common-data-service-using-powerplatform-dataflows-in-power-apps/>

NEW QUESTION 30

HOTSPOT - (Topic 4)

You need to create a model-driven app without using code.

Which tools should you use? To answer, select the appropriate options in the answer area.

NOTE: Each correct selection is worth one point.

Requirement	Tool
Select the forms and views that the app will use.	<div> <div></div> <div> Site Map designer Solution Explorer App designer Entity view </div> </div>
Design the navigation for the app.	<div> <div></div> <div> Site Map designer Dynamics 365 Admin center Microsoft Azure DevOps </div> </div>

- A. Mastered
- B. Not Mastered

Answer: A

Explanation:

Box 1: App designer

As an app maker, you can create and edit public views by using Power Apps.

Box 2: Site Map designer

Site maps define the navigation for your app. Create a site map for your app with ease by using the tile-based site map designer.

NEW QUESTION 33

- (Topic 4)

A company receives its marketing campaign performance report as a Microsoft Excel file. The company stores the file in Microsoft SharePoint.

A user updates the Excel file daily with updated data.

The company needs a solution that automatically displays the latest analytics.

You need to create a basic report that contains pie charts that display the most profitable channels.

You need to propose the right solution.

Solution: Model-driven application using native charts. Does the solution meet the goal?

- A. Yes

Answer: B

NEW QUESTION 37

DRAG DROP - (Topic 4)

A company plans to use Microsoft Power Platform to modernize their business.

Sales commissions are given only to the representatives who sell items from a designated category of products. The company wants to minimize the effort needed to manage data security.

You need to describe how to store real-world objects to the business stakeholders.

What should you use? To answer, drag the appropriate tables to the correct objects. Each table may be used once, more than once, or not at all. You may need to drag the split bar between panes or scroll to view content.

NOTE: Each correct selection is worth one point.

Tables

Organization-owned standard table	User-owned standard table
Activity table	Virtual table

Answer Area

Object	Table
Item manufacturer	
Item model	
Item inventory	

- A. Mastered
- B. Not Mastered

Answer: A

Explanation:

Tables

Organization-owned standard table	User-owned standard table
Activity table	Virtual table

Answer Area

Object	Table
Item manufacturer	Organization-owned standard table
Item model	User-owned standard table
Item inventory	Virtual table

NEW QUESTION 41

DRAG DROP - (Topic 4)

DRAG DROP

A company uses Microsoft Power Platform. All users in the company have read/write and create access to SharePoint.

You create a canvas app that displays data from a SharePoint list. A group of users must use the app without the ability to change the data source.

You need to shore the app with the users.

What should you do? To answer, drag the appropriate actions to the correct components. Each action may be used once, more than once, or not at all. You may need to drag the split bar between panes or scroll to view content.

NOTE: Each correct selection is worth one point.

Actions

Send all users an email invitation.
Enable Can use permission.
Set the users as co-owners.
Enable Can edit permission.

Answer Area

Component	Action
Canvas app	
SharePoint connection	

- A. Mastered
- B. Not Mastered

Answer: A

Explanation:



NEW QUESTION 44

- (Topic 4)

You create an app with multiple screens.

Test users report that the size and type of gallery displayed on each screen are different. You must improve the consistency for the app screens.

You need to create a reusable gallery that displays information based on the current record.

Which three actions should you perform?

NOTE: Each correct selection is worth one point.

- A. Add a gallery control
- B. Add an input property
- C. Create a component
- D. Create a form
- E. Add a screen
- F. Add an output property

Answer: ABC

Explanation:

Reference:

<https://docs.microsoft.com/en-us/powerapps/maker/canvas-apps/add-gallery> <https://docs.microsoft.com/en-us/powerapps/maker/canvas-apps/create-component>

NEW QUESTION 47

DRAG DROP - (Topic 4)

DRAG DROP

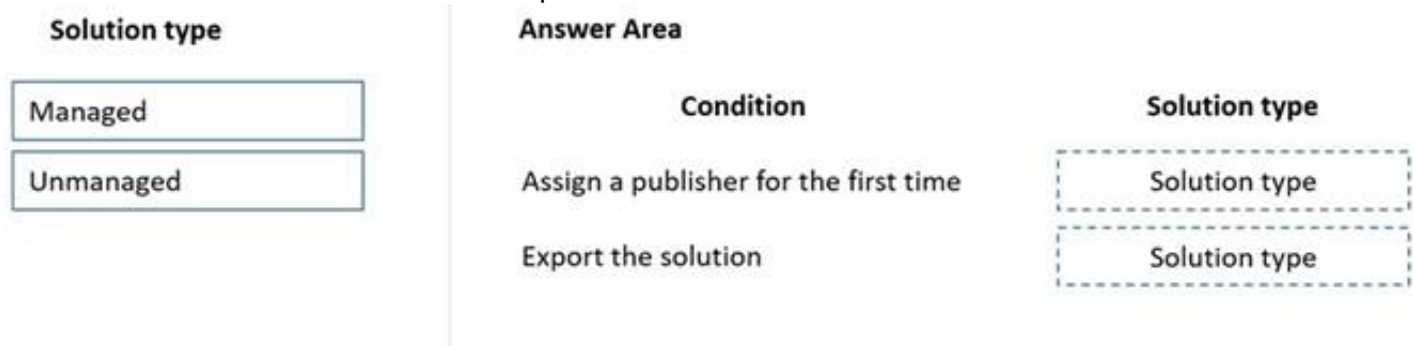
A company is creating Power Apps apps for their customer service team.

You must create a final released solution to export to their test environment that cannot be changed in the new environment.

You need to determine the types of solutions to use.

Which type of solution should you use? To answer, drag the appropriate solution types to the correct conditions. Each solution type may be used once, more than once, or not at all. You may need to drag the split bar between panes or scroll to view content.

NOTE: Each correct selection is worth one point.



- A. Mastered
- B. Not Mastered

Answer: A

Explanation:

Box 1: Unmanaged

Unmanaged solutions are used in development environments while you make changes to your application.

Box 2: Managed

Managed solutions are used to deploy to any environment that isn't a development environment for that solution.

NEW QUESTION 48

- (Topic 4)

You are an app maker. You are creating a canvas app. You do not have access to Power BI.

You need to add charts to the app.

Which three chart types can you add directly to the canvas app? Each correct answer presents a complete solution.

NOTE: Each correct selection is worth one point.

- A. pie
- B. area
- C. funnel
- D. column
- E. line

Answer: ADE

Explanation:

You can use line charts, pie charts, and bar charts to display your data in a canvas app. Add a bar chart to display your data:

* 1. On the Home tab, add a screen.

* 2. On the Insert tab, select Charts, and then select Column Chart.

Reference:
<https://docs.microsoft.com/en-us/powerapps/maker/canvas-apps/use-line-pie-bar-chart>

NEW QUESTION 53

DRAG DROP - (Topic 4)
DRAG DROP

A company uses Microsoft Power Platform. Users create charts based on specific needs in You create a solution in a development environment. You rebuild personal charts of the users inside the solution. All charts must appear on one page. You need to create a single page that includes all charts without switching to classic. Which three steps should you perform in sequence? To answer, move the appropriate actions from the list of actions to the answer area and arrange them in the correct order.

- A. Mastered
- B. Not Mastered

Answer: A

Explanation:

NEW QUESTION 54

DRAG DROP - (Topic 4)
DRAG DROP

A commercial bakery uses an inventory system to track ingredients consumed in their production line. The workers use iPads to interact with the system and reserve the ingredients for the next batch. Data from the system is extracted as a .csv file. You need to create a Power BI report from the extracted data by using only an iPad. Which five actions should you perform in sequence? To answer, move the appropriate actions from the list of actions to the answer area and arrange them in the correct order.

- A. Mastered
- B. Not Mastered

Answer: A

Explanation:

NEW QUESTION 59

- (Topic 4)

A company has hundreds of warehouses. You are developing an app for the shipping department at the company. The app must be able to provide the warehouse address for shipments. You need to create the warehouse field on the app form. Which field type should you use?

- A. Lookup
- B. Choice
- C. Choices
- D. Text

Answer: A

NEW QUESTION 62

DRAG DROP - (Topic 4)
DRAG DROP

A company uses data from a publicly available web service. You plan to create a tabular report by using Power 81 Desktop to visualize data from the web service. The data returned in one column is numeric and must be converted to a corresponding text You need to create the report and make it available only to co workers. Which four actions should you perform in sequence? To answer, move the appropriate actions from the list of actions to the answer area and arrange them in the

correct order.
NOTE: More than one order of answer choices is correct. You will receive credit for any of the correct orders you select

Actions

Create a connection to the web service.

Publish to the Power BI service.

Create a table and input the data from the web service.

Perform data transformation.

Create the visualization.

Publish to AppSource.

>

<

Answer area

- A. Mastered
- B. Not Mastered

Answer: A

Explanation:

Actions

Create a connection to the web service.

Publish to the Power BI service.

Create a table and input the data from the web service.

Perform data transformation.

Create the visualization.

Publish to AppSource.

>

<

Answer area

Create a table and input the data from the web service.

Perform data transformation.

Create the visualization.

Publish to AppSource.

NEW QUESTION 65

- (Topic 3)
You need to design the data model for the cooking classes.
What should you use? To answer, select the appropriate options in the answer area. NOTE: Each correct selection is worth one point.

Answer Area

Data

Component

Dish

Microsoft SharePoint document

Custom table

Microsoft SharePoint document

Global choice

Student type

Connection role

Connection role

Custom column

Lookup column

- A. Mastered
- B. Not Mastered

Answer: A

Explanation:

Answer Area

Data

Component

Dish

Microsoft SharePoint document

Custom table

Microsoft SharePoint document

Global choice

Student type

Connection role

Connection role

Custom column

Lookup column

NEW QUESTION 69

DRAG DROP - (Topic 3)

You need to create the food bank notification.

Which four actions should you perform in sequence? To answer, move the appropriate

Actions

Create a food bank topic.

Retrieve the food bank locations.

Authenticate the food bank user.

Retrieve meals in food pool filtered by location.

Filter the list of food available to the food pool.

Prompt the user to select a location.

Prompt the user to select meals.

Answer area

- A. Mastered
- B. Not Mastered

Answer: A

Explanation:

Actions

Create a food bank topic.

Retrieve the food bank locations.

Authenticate the food bank user.

Retrieve meals in food pool filtered by location.

Filter the list of food available to the food pool.

Prompt the user to select a location.

Prompt the user to select meals.

Answer area

Retrieve meals in food pool filtered by location.

Filter the list of food available to the food pool.

Prompt the user to select a location.

Prompt the user to select meals.

NEW QUESTION 71

- (Topic 3)

You need to implement reporting to support the college marketing efforts. Which type of dashboard should you use?

- A. Power BI
- B. Interactive
- C. Model-driven

Answer: A

NEW QUESTION 74

- (Topic 2)

You need to create a flow for moving data from the Sales Log to the Job Setup entity. Which type of flow should you use?

- A. a scheduled flow for the Job Setup entity
- B. an instant (button) flow for the Sales Log
- C. a business process flow for the Job Setup entity
- D. an automated flow for the Sales Log

Answer: A

Explanation:

Scenario: Automatically perform the following actions immediately when a sale is won:

? Generate a sequential job number.

? Copy key sales information to the Job Setup entity used by manufacturing.

NEW QUESTION 77

HOTSPOT - (Topic 2)

You need to implement features for the solution.

Which Power Platform component should you use for each feature? To answer, select the appropriate options in the answer area.

NOTE: Each correct selection is worth one point.

Feature	Component
Mobile app for Sales Log workbook	<div><div></div><div>Canvas app</div><div>Model-driven app</div><div>Power Virtual Agents chatbot</div></div>
Embed KPIs for sales quotas by region	<div><div></div><div>Content Pack</div><div>Power BI Desktop</div><div>Power BI service</div></div>
Transfer of key sales information to the Job Setup entity	<div><div></div><div>Power Automate</div><div>Business process flow</div><div>Power Virtual Agents</div></div>

- A. Mastered
- B. Not Mastered

Answer: A

Explanation:

Box 1: Model-driven app

The Sales app must meet the following requirements:

? Provide a central location for all sales pipeline and quote information that is easily accessible and maintains all of the versions of the estimate, quote, and engineering documents.

Compared to canvas apps, model-driven apps in PowerApps are based on underlying data — specifically, the data stored in Common Data Service (CDS).

Box 2: Power BI Desktop

You can create a KPI in Power BI Desktop.

? Open your report editor in Power BI Desktop then select a report on which you are working.

? On your right, you will see a Visualizations pane and a Fields pane.

? From the Visualizations pane, select the KPI visual.

? Etc.

Box 3: Power Automate

NEW QUESTION 80

- (Topic 2)

You need to connect to the data source for the Job Setup app. What should you do?

- A. Configure a scheduled synchronization with the Common Data Service database
- B. Configure SQL Server database permissions
- C. Create a stored procedure that retrieves time records for a specific employee
- D. Configure an on-premises data gateway

Answer: D

Explanation:

Scenario: The Job Setup entity must store its data in the existing on-premises SQL Server instance.

The on-premises data gateway acts as a bridge to provide quick and secure data transfer between onpremises data (data that isn't in the cloud) and several Microsoft cloud services. These cloud services include Power BI, Power Apps, Power Automate, Azure Analysis Services, and Azure Logic Apps. By using a gateway, organizations can keep databases and other data sources on their on-premises networks, yet securely use that on-premises data in cloud services.

Reference:

<https://docs.microsoft.com/en-us/powerapps/maker/canvas-apps/gateway-reference>

NEW QUESTION 83

HOTSPOT - (Topic 2)

You need to create the solution assets.

What should you use to create the visualizations? To answer, select the appropriate options in the answer area.

NOTE: Each correct selection is worth one point.

Dashboard visualization

Tool

Sales

	▼
Power BI Desktop only	
Power BI Service only	
Power BI Desktop or Power BI Service	

Manufacturing

	▼
Power BI Desktop only	
Power BI Service only	
Power BI Desktop or Power BI Service	

- A. Mastered
- B. Not Mastered

Answer: A

Explanation:

Box 1: PowerBI Desktop

The Sales dashboard must reside in the Sales channel and must include information about active quotes, sales pipeline, and year-to-date sales KPIs for sales quotas by region.

PowerBI Desktop to support many data source. Box 2: PowerBI Desktop or Power BI Service on

A dashboard that shows a capacity Heat map by month as well as expected sales that are likely to close for the next month. Both support visualizations.

NEW QUESTION 88

- (Topic 2)

You need to implement the change requested by the operations manager. Which control should you use?

BF70D5D

- A. Camera
- B. Shape
- C. Add picture
- D. Image

Answer: D

Explanation:

Scenario: The operations manager asks that the time tracking app display the employee's photo once they have scanned their badge.

Image control in Power Apps is a control that shows an image from, for example, a local file or a data source.

Reference:

<https://docs.microsoft.com/en-us/powerapps/maker/canvas-apps/controls/control-image>

NEW QUESTION 89

HOTSPOT - (Topic 2)

If you add one or more Image controls to your app, you can show individual images that aren't part of a data set, or you can incorporate images from records in data sources.

You need to configure the system to meet the requirements.

What should you use? To answer, select the appropriate options in the answer area. NOTE: Each correct selection is worth one point.

Feature

Setting

Create the relationship between the Job Setup and Time Tracking entities.

Configure ownership for the Time Tracking entity.

	▼
1:N	
N:N	
Self-referential	

	▼
Business-owned	
Organization-owned	
User or Team owned	

- A. Mastered
- B. Not Mastered

Answer: A

Explanation:

Box 1: 1:N

Scenario: A sortable listing of all in-process jobs from the Job Setup table, by customer, start date, and product.

Box 2: User or Team owned

Scenario: Employees must only be able to access their own time tracking records from the app.

User or team: Data belongs to a user or a team. Actions that can be performed on these records can be controlled on a user level.

NEW QUESTION 91

HOTSPOT - (Topic 1)

You need to configure the app to meet the requirements.

Which object properties should you configure? To answer, select the appropriate options in

NOTE: Each correct selection is worth one point.

Requirement	Property
Provide a visual indicator when the app is offline.	<div>▼</div> <div>Visible</div> <div>OnSelect</div> <div>DisplayMode</div> <div>Fill</div>
Store data when the app is offline.	<div>▼</div> <div>OnSelect</div> <div>LoadData</div> <div>SubmitForm</div> <div>Now</div>

- A. Mastered
- B. Not Mastered

Answer: A

Explanation:

Box 1: Fill

Scenario: You must display a visual indicator in the app so that sales representatives know whether the app is offline before submitting reports.

Fill – The background color of a control.

NEW QUESTION 94

- (Topic 1)

You need to resolve the issue for User1.

What should you use? To answer, select the appropriate options in the answer area.

NOTE: Each correct selection is worth one point.

Requirement	Option
Submit a status report.	<div>▼</div> <div>Dynamics 365 mobile app</div> <div>Power Apps Studio</div> <div>Power Apps mobile app</div> <div>Azure mobile app</div>
Edit an existing status report.	<div>▼</div> <div>Azure SQL Database</div> <div>Connector</div> <div>SQL Lite DB</div> <div>Collections</div>

- A. Mastered
- B. Not Mastered

Answer: A

Explanation:

Graphical user interface, text, application Description automatically generated

Box 1: Power Apps mobile app Scenario:

User1 often works in a warehouse that does not have internet connectivity. User1 needs to edit an existing status report and submit a new status report.

The app must be able to run both online and offline. If the mobile device on which the app runs is connected to the internet, the app must immediately submit the status report.

You can build offline capabilities in your PowerApps app so your app users can access some data or save some data even when they don't have an internet connection.

Box 2: Connector

Scenario: Azure SQL Database is used to store other data

Use the SQL Server connector to connect to SQL Server, in either Azure or an on- premises database, so that you can manage your data with create, read, update, and delete operations.

NEW QUESTION 95

- (Topic 1)

You need to provide all app components of the application to Tailwind Traders. What should you do?

- A. Package the application and flow components into a single solution for export.
- B. Run the app checker and flow checker prior to publishing each component for export.

- C. Export each component separately but use the same version number for each component.
- D. Publish the application and flow solutions at the same time before exporting each one.

Answer: B

Explanation:

Scenario: When identifying versions of the app solution, all dependencies, entities, and user interfaces components must be identified to avoid any unintentional issues caused by reverting individual components to a previous version.

Power Apps has added components to the rule set that encourages best practices in the Power Apps Checker. You can check your canvas apps and flows that are included in solutions and then review all issues in a single, consolidated report.

Reference:
https://docs.microsoft.com/en-us/power-platform-release-plan/2019wave2/microsoft-powerapps/checker-includes-rules-canvas-apps-flows

NEW QUESTION 100

HOTSPOT - (Topic 1)

You need to roll back the mobile app to an earlier version.

Requirement	Action
Identify the currently published version and view version notes.	<div><div></div><div>View the session details page for the app in Power Apps Studio. View environment details for the app in the Power Admin portal. View details for the app in the Power Apps Maker portal.</div></div>
Revert to an earlier version of the app.	<div><div></div><div>Select Restore on the previous version of the app. Export the previous version of the app and import as a new version. Delete versions of the app until the desired version is the most recent.</div></div>

What should you do? To answer, select the

appropriate options in the answer area. NOTE: Each correct selection is worth one point.

Requirement	Action
Identify the currently published version and view version notes.	<div><div></div><div>View the session details page for the app in Power Apps Studio. View environment details for the app in the Power Admin portal. View details for the app in the Power Apps Maker portal.</div></div>
Revert to an earlier version of the app.	<div><div></div><div>Select Restore on the previous version of the app. Export the previous version of the app and import as a new version. Delete versions of the app until the desired version is the most recent.</div></div>

- A. Mastered
- B. Not Mastered

Answer: A

Explanation:

Box 1: View the sessions details page for the app in Power Apps Studio

Use PowerApps Studio, select the App, and choose and you will be directed to the app's Versions tab in PowerApps portal. There should be one version marked Live.

Details

Share

Versions

Settings

PowerApps keeps a version history of your apps.

VERSION	MODIFIED	MODIFIED BY	POWERAPPS RELEASE ?	PUBLISHED	COMMENT
1	6/7/2017 9:01:43 AM	Karthik Bharathy	2.0.659	Live	

Box 2: Select Restore on the previous version of the app. Restore an app from your account

? Open powerapps.com, and then click or tap Apps in the left navigation bar.

? Near the right edge, click or tap the info icon for the app that you want to restore.

? Click or tap the Versions tab, and then click or tap Restore for the version that you want to restore.

Details

Share

Versions

Settings

Analytics (preview)

PowerApps keeps a version history of your apps.

VERSION	MODIFIED	MODIFIED BY	POWERAPPS RELEASE ?	PUBLISHED	COMMENT
2	8/20/2018 2:24:29 PM	Firstname Lastname	3.18081.19	Live	<div><div></div>Restore</div> <div><div></div>Delete</div>
1	7/9/2018 10:55:48 AM	Firstname LastName	3.18071.36		<div><div></div>Restore</div> <div><div></div>Delete</div>

NEW QUESTION 103

- (Topic 1)

You need to configure functionality for submitting status reports. What should you do?

- A. Determine whether the application is offline when a user selects submit button and call the Sec () function.
- B. Determine whether the application is offline when the app load
- C. Use the SaveDaca () function in the OnSelect property.

- D. Determine whether the application is offline when a user selects the submit button and call the SaveData () function.
- E. Determine whether the application is offline when the app load
- F. Use the LoadData () function in the Submit button.

Answer: C

Explanation:

Scenario: The app must be able to run both online and offline. If the mobile device on which the app runs is connected to the internet, the app must immediately submit the status report.

When data is submitted offline, the data must be stored in the app until the app is back online.

Mobile users often need to be productive even when they have limited or no connectivity. LoadData and SaveData combine to form a simple mechanism to store small amounts of data on a local device. By using these functions, you can add simple offline capabilities to your app.

The SaveData function stores a collection for later use under a name.

The LoadData function reloads a collection by name that was previously saved with SaveData. You can't use this function to load a collection from another source.

Reference:

<https://docs.microsoft.com/en-us/powerapps/maker/canvas-apps/functions/function->

NEW QUESTION 105

- (Topic 4)

An automobile company uses Power Apps. The company uses a model-driven app to manage customers and repairs.

The Customer table has a custom column of type text named Best time to call. On the Repair form, employees require the Best time to call column to be displayed next to the customer name.

You need to modify the model-driven app to display the Best time to call column.

Which two steps should you perform? Each correct answer presents part of the solution. NOTE: Each correct selection is worth one point.

- A. Add The Best time to call column to the quick view Repair form.
- B. Create a quick view form for the Repair table.
- C. Create a quick view form for the Customer table.

Answer: CD

NEW QUESTION 108

- (Topic 4)

A company is consolidating communications processes by using Microsoft Teams and Microsoft Power Platform technologies.

A Power Automate flow monitors social media channels to identify high-impact trends. When the Power Automate flow identifies the trends, consistently formatted and

standardized feedback must be collected from the channel members within Teams.

You need to streamline the Power Automate and Teams communication process.

What should you use?

- A. AI Builder
- B. Common Data Service business process flows
- C. Adaptive cards
- D. Integrated approval flows

Answer: A

Explanation:

"Microsoft Power Platform and AI Builder components allowed us to quickly deliver an innovative and well-integrated solution within our Dynamics 365 platform for our marketing and sales business partners. The platform is a game-changer in this new world of rapid app delivery."

Jim Parker: Web and Collaboration Services Manager

Reference:

<https://customers.microsoft.com/en-au/story/810656-hexion-manufacturing-power-platform>

NEW QUESTION 112

- (Topic 4)

Note: This question is part of a series of questions that present the same scenario. Each question in the series contains a unique solution that might meet the stated goals. Some question sets might have more than one correct solution, while others might not have a correct solution.

After you answer a question in this section, you will NOT be able to return to it. As a result, these questions will not appear in the review screen.

You are creating a canvas app that displays a list of accounts.

Users must be able to select an account and view details for the account. The app must include a feature that brings the user back to the list of accounts.

You add a blank screen named Screen_Accounts and add a gallery named and add another blank screen named Screen_AccountDetail.

You need to complete the app. Solution:

? Add an edit form to Screen_AccountDetail and set the Default Mode of the form to View.

? Set the OnSelect property of Gallery_Accounts to Navigate(Screen_AccountDetail).

? Set the data source of the form to Accounts.

? Set the Item property of the form to Selected.

? Add a back icon on Screen_AccountDetail and set its OnSelect property to Navigate(Screen_Accounts).

Does the solution meet the goal?

- A. Yes
- B. No

Answer: A

Explanation:

View, edit, or create an item, save the contents, and reset the controls in an Edit form control.

FormMode.View: The form is populated with an existing record but the user cannot modify the values of the fields.

This function is often invoked from the OnSelect formula of a Button or Image control.

Reference:

<https://docs.microsoft.com/en-us/powerapps/maker/canvas-apps/functions/function-form>

NEW QUESTION 115

- (Topic 4)

You need to set the value for a global variable named RunningTotal to 5 and navigate to the previous screen named MainScreen. Which formula should you use?

- A. UpdateContext({ RunningTotal: 5 }); Navigate(MainScreen, ScreenTransition.Cover, RunningTotal);
- B. If(Value(TextBox1.Text) >= 0, (Set(RunningTotal, 5); Back();), Color.Green)
- C. UpdateContext({ RunningTotal:5 }); Back()
- D. Set(RunningTotal, 5); Back();

Answer: D

Explanation:

You set the value of the global variable with the Set function. Set(MyVar, 1) sets the global variable MyVar to a value of 1.

Use the Back and Navigate function to change which screen is displayed. Reference:

<https://docs.microsoft.com/en-us/powerapps/maker/canvas-apps/working-with-variables>

<https://docs.microsoft.com/en-us/powerapps/maker/canvas-apps/functions/function-navigate>

NEW QUESTION 117

- (Topic 4)

A company uses Power Apps. The company creates a solution that contains the following items:

- environment setting
- flow that accesses Microsoft Dataverse
- plug-in with an unsecure configuration
- environment variable with a default value

The company plans to import solutions manually.

You need to document the solution component type that prompts for user input. Which component type should you document?

- A. Environment variable
- B. Environment setting
- C. Connection reference

Answer: D

NEW QUESTION 122

- (Topic 4)

A company uses Microsoft Power Platform. You create a solution with components You deploy the solution in the production environment Users report issues with a process. You open the last imported solution. You need to troubleshoot the issue. What should you view?

- A. Solution dependencies
- B. Solution classic view
- C. History

Answer: D

NEW QUESTION 125

HOTSPOT - (Topic 4)

A coworker creates a canvas app.

The canvas app contains the following formula. The formula is attached to the OnVisible property of the first screen that users see:

```
Collect(
Toolbox,
{
    Tool: "Hammer",
    Quantity: 1
},
{
    Tool: "Screwdriver",
    Quantity: 2
})
```

You are updating the canvas app.

For each of the following statements, select Yes if the statement is true. Otherwise, select No.

NOTE: Each correct selection is worth one point.

Answer Area	Yes	No
The formula will update multiple records in a data source named Toolbox if the records exist.	<input type="radio"/>	<input type="radio"/>
A local collection is created to store data if a data source named Toolbox does not already exist.	<input type="radio"/>	<input type="radio"/>
If a collection named Toolbox exists the formula will clear any existing records before making any changes.	<input type="radio"/>	<input type="radio"/>

- A. Mastered
- B. Not Mastered

Answer: A

Explanation:

Box 1: No
Records are added, not updated.
Box 2: Yes
The Collect function adds records to a data source. Syntax: Collect(DataSource, Item, ...)
DataSource – Required. The data source that you want to add data to. If it doesn't already exist, a new collection is created.
Item(s) - Required. One or more records or tables to add to the data source.
Box 3: No
No records are cleared.

NEW QUESTION 130

DRAG DROP - (Topic 4)
A call center manager monitors incoming phone calls. The manager analyzes the performance of phone reps by using a custom view. The view contains a custom field named Phone call Duration in Minutes.
The call center manager must present an Excel spreadsheet daily to upper management. The spreadsheet must contain the call center performance for further trending analysis and corrective actions.
You need to create the spreadsheet.
Which four actions should you perform in sequence? To answer, move the appropriate actions from the list of actions to the answer area and arrange them in the correct order.

Actions

Create a pivot table, and then use the Phone call Duration in Minutes field as a category area and the Rep field as a series

Create a pivot table, and then use the Phone Rep field as a category and the Phone call Duration in Minutes field as a series

Set the formula for phone call duration in minutes to Average and add a pie chart linked the pivot table

Export the custom view to an Excel dynamic spreadsheet

Export the custom view to an Excel dynamic pivot table

Save the spreadsheet and upload it back to the system

Export the custom view to an Excel template

Answer Area

- A. Mastered
- B. Not Mastered

Answer: A

Explanation:

Timeline
Description automatically generated with low confidence
Step 1: Export the custom view to an Excel dynamic pivot table
You can export app data to an Office Excel PivotTable to see patterns and trends in data. An Excel PivotTable is a great way to summarize, analyze, explore, and present your app data.
Step 2: Create a pivot table, and then use the Phone Rep field as a category and the Phone call Duration in Minutes as field as series
Step 3: Set the formula for phone call duration in minutes to Average and add a pie chart linked to the pivot table
Step 4: Save the spreadsheet and upload it back to the system.

NEW QUESTION 131

- (Topic 4)
You have a Power Platform solution that uses Common Data Service.
You need to secure all fields that support field-level security. Which field can you secure?

- A. createdon
- B. accountid

- C. owninguser
- D. description

Answer: D

Explanation:

Which fields can be secured?
Although most attributes can be secured, there are system attributes, such as IDs, timestamps, and record tracking attributes, that can't. Below are a few examples of attributes that can't be enabled for field security.
ownerid, processid, stageid, accountid, contactid createdby, modifiedby, OwningTeam, OwningUser
createdon, EntityImage_Timestamp, modifiedon, OnHoldTime, overriddencreatedon statecode, statuscode
Reference:
<https://docs.microsoft.com/en-us/power-platform/admin/field-level-security>

NEW QUESTION 135

- (Topic 4)
Note: This question is part of a series of questions that present the same scenario. Each question in the series contains a unique solution that might meet the stated goals. Some question sets might have more than one correct solution, while others might not have a correct solution.
After you answer a question in this section, you will NOT be able to return to it. As a result, these questions will not appear in the review screen.
You build a canvas app for a manufacturing company. The company receives parts and materials from many vendors. You create a form to collect information from packing slips.
Receivers must be able to take a picture of packing slips to receive materials instead of manually entering data in the app.
You need to ensure that users can scan packing slip information into the form. Proposed solution: Use an Entity Extraction model.
Does the solution meet the goal?

- A. Yes
- B. No

Answer: B

Explanation:

AI Builder entity extraction models recognize specific data in the text that you target based on your business needs.
The model identifies key elements in the text and then classifies them into predefined categories. This can help you transform unstructured data into structured data that's machine-readable. You can then apply processing to retrieve information, extract facts, and answer questions.
Note: Create a canvas app and add the text recognizer AI Builder component to your screen. This component takes a photo or loads an image from the local device, and then processes it to detect and extract text based on the text recognition prebuilt model. If it detects text in the image, the component outputs the text and identifies the instances by showing a rectangle for each instance in the image.
Reference:
<https://knowledgefrommanish.com/powerplatform/ai-builder-entity-extraction-ai-model/>
<https://docs.microsoft.com/en-us/ai-builder/prebuilt-text-recognizer-component-in- powerapps>

NEW QUESTION 138

DRAG DROP - (Topic 4)
You are deploying solutions from development environments into test environments. You need to gather solution information.
What should you do? To answer, drag the appropriate actions to the correct scenarios. Each action may be used once, more than once, or not at all. You may need to drag the split bar between panes or scroll to view content.
NOTE: Each correct selection is worth one point.

Options	Answer Area	
	Scenario	Action
<div>View the history</div>	Find the deployment outcome	<div>Action</div>
<div>Show dependencies</div>	Determine, in which version, a type change occurred	<div>Action</div>
<div>View solution layers</div>	Determine if any components are missing	<div>Action</div>
<div>Run the Solution checker</div>		

- A. Mastered
- B. Not Mastered

Answer: A

Explanation:

Box 1: View the history
The solution history displays information such as solution version, solution publisher, type of operation, operation start and end time, and operation status.
Box 2: View solution layers
The see solution layers' feature allows you to view all component changes that occur due to solution changes over time. Within a solution layer, you can drill down to view specific changed and unchanged property details for a component.
The see solution layers' feature:
? Let's you see the order in which a solution changed a component.
? Let's you view all properties of a component within a specific solution, including the changes to the component.
Box 3: Show dependencies
As a result of dependency tracking the following behaviors are enforced:
? Export of a solution warns the user if there are any missing components that could cause failure when importing that solution in another system.

NEW QUESTION 140

- (Topic 4)

You receive ideas from employees in a Microsoft Teams channel. Managers are not members of the Teams channel. Submissions must be reviewed by three managers who are determined by submission type. You need approval from the managers to process submissions. What should you create?

- A. approval request in the Teams channel that requires a response from all approvers
- B. approval request in a chat with the three managers that requires a response from all approvers
- C. approval template that requires responses to be completed in order
- D. approval template that requires a response from all approvers

Answer: B

NEW QUESTION 142

- (Topic 4)

An inside sales staff uses three model-driven apps for their sales process. Each app includes the same custom specialized component.

You must standardize the inside and outside sales process by creating a canvas app that has the same functionality as the three model-driven apps. You do not have administrator permissions.

You need to incorporate the logic of the custom component in the outside sales canvas app.

Where should you build the custom component?

- A. Custom control
- B. Component library
- C. Any of the three apps
- D. Solution

Answer: B

NEW QUESTION 147

HOTSPOT - (Topic 4)

You create a Power Automate cloud flow that runs when a user creates a Microsoft Dataverse lead record.

The cloud flow must update a custom score column on the lead record based on other column values. The flow must perform the following activities:

- Update the Microsoft Dataverse record.
- Evaluate whether the Microsoft Dataverse record should be updated. You need to configure the flow components.

Which components should you use? To answer, select the appropriate options in the answer area.

NOTE: Each correct selection is worth one point.

Answer Area

Requirement	Component
Update the Microsoft Dataverse record.	<div> <div>Action</div> <div>Action</div> <div>Trigger</div> <div>Function</div> </div>
Evaluate whether the Microsoft Dataverse record should be updated.	<div> <div>Condition</div> <div>Action</div> <div>Condition</div> <div>Data operation</div> </div>

- A. Mastered
- B. Not Mastered

Answer: A

Explanation:

Answer Area

Requirement	Component
Update the Microsoft Dataverse record.	<div> <div>Action</div> </div>
Evaluate whether the Microsoft Dataverse record should be updated.	<div> <div>Condition</div> </div>

NEW QUESTION 149

HOTSPOT - (Topic 4)

A production line app maker at a manufacturing company creates a canvas app that looks for available inventory in a SQL database. The production line workers use the inventory app across all work centers.

The production line workers report the following app issues from the shop floor:

- ? The app reports a delegation warning.
- ? Voice command functionality is unreliable.

You have minimal information about the issues. You are not allowed to enter the production facility.

You need to troubleshoot the issues.

How should you troubleshoot the issues? To answer, select the appropriate options in the answer area.

Issue	Action
The app reports a delegation warning.	<div><div></div><div>Use the LookUp function</div><div>Check the number of items in the collection</div><div>Check the number of dataset items</div></div>
Voice command functionality is unreliable.	<div><div></div><div>Use the App checker/Runtime feature</div><div>Use the Advanced Tools/Monitor feature</div><div>Use the App checker/Accessibility feature</div><div>Use Advanced Tools/Performance feature</div></div>

- A. Mastered
B. Not Mastered

Answer: A

Explanation:

Box 1: Check the number of items in the collection

If the data in your data source exceeds 500 records and a function can't be delegated, Power Apps might not be able to retrieve all of the data, and your app may have wrong results.

Note: Delegation is where the expressiveness of Power Apps formulas meets the need to minimize data moving over the network. In short, Power Apps will delegate the processing of data to the data source, rather than moving the data to the app for processing locally.

Box 2: Use the Advanced Tools/Monitor feature

Monitor is available by default for all canvas apps. Using Monitor, you can trace events as they occur in a canvas app during the authoring experience in Power Apps Studio, or you can use Monitor to debug the published version of a canvas app.

Example: Consider the scenario where an app has been deployed, and the initial version of the app experiences performance degradation. The app also intermittently generates errors with no clear pattern. Loading data in the app succeeds most of the time, but fails sometimes.

When you check Monitor, you see data operations as expected. However, you also see several responses that have HTTP status code 429, indicating that there have been too many requests in a specific timeframe.

NEW QUESTION 150

DRAG DROP - (Topic 4)

DRAG DROP

You develop Microsoft Power Platform solutions for Contoso, Ltd You create a Power Virtual Agents chatbot in a Microsoft Teams team.

You need to make the chatbot available to all users in your organization.

Which three actions should you perform in sequence? To answer, move all actions from the list of actions to the answer area and arrange them in the correct order.

Actions

Access the chatbot in the Teams app store in the Built by your colleagues category.

Publish the chatbot.

Access the chatbot in the Teams app store in the Built for Contoso category.

Submit the chatbot for admin approval.

>

<

Answer area

<

>

- A. Mastered
B. Not Mastered

Answer: A

Explanation:

Actions

Access the chatbot in the Teams app store in the Built by your colleagues category.

Publish the chatbot.

Access the chatbot in the Teams app store in the Built for Contoso category.

Submit the chatbot for admin approval.

>

<

Answer area

Publish the chatbot.

Access the chatbot in the Teams app store in the Built for Contoso category.

Submit the chatbot for admin approval.

<

>

NEW QUESTION 154

HOTSPOT - (Topic 4)

A company is building a Power Apps app to track key project tasks.

Users assign three tasks a risk status on a scale of 0 to 100 by using slider input controls named RiskStatus on the app. The highest risks use the risk status value of 100.

If the combined value of all the tasks is 150 or above, a header bar on the screen must display the text HIGH RISK.

You need to configure a solution to change the text on the header bar.

How should you configure the app? To answer, select the appropriate options in the answer area.

NOTE: Each correct selection is worth one point.

Requirement	Configuration
Where should you apply logic to change the text?	<div>▼</div> <div> On the header control. On each RiskStatus slider input. In the global variables of the Power Apps app. On the OnStart property of the Power Apps app. </div>
Which formula should you use?	<div>▼</div> <div> SUM(RiskStatus1.value,RiskStatus2.value,RiskStatus3.value)>=150? "HIGH RISK" : " " IF(SUM(RiskStatus1.value,RiskStatus2.value,RiskStatus3.value)<150, " ", HIGH RISK") Updateif((RiskStatus1.value+RiskStatus2.value+RiskStatus3.value)>=150, "HIGH RISK") UpdateContext(IF(RiskStatus1.value+RiskStatus2.value+RiskStatus3.value>=150), "HIGH RISK") </div>

- A. Mastered
B. Not Mastered

Answer: A

Explanation:

Box 1: On each RiskStatus slider input
You can change the value based on input.
Box 2: Updateif(..)

Use the Updateif function to modify one or more values in one or more records that match one or more conditions. The condition can be any formula that results in a true or false and can reference columns of the data source by name. The function evaluates the condition for each record and modifies any record for which the result is true.

NEW QUESTION 157

- (Topic 4)

A company uses Microsoft Power Apps.

You need to create a canvas app to display a Microsoft Power BI report. The report must use the context of a selected record in the app. Data in a Power BI control must be filtered to display the context of the selected record.

You need to propose the right solution.

Solution: Add a slicer to a Power BI element on the screen where data is selected. Does the solution meet the goal?

- A. Yes
B. No

Answer: B

NEW QUESTION 159

- (Topic 4)

Note: This question is part of a series of questions that present the same scenario. Each question in the series contains a unique solution that might meet the stated goals. Some question sets might have more than one correct solution, while others might not have a correct solution.

After you answer a question in this section, you will NOT be able to return to it. As a result, these questions will not appear in the review screen.

A company has locations in multiple countries and regions across four continents. The company stores the total amount of each order in the local currency of the country/region where the customer is located. The company stores the applicable exchange rates in a custom US dollars (USD) exchange rate table.

You need to create a visualization that displays the total amount of orders by country/region in USD.

Proposed solution:

Create a custom rollup field of type currency on the country/region table that aggregates all the total amounts for the orders from that country/region and display this rollup field in a Power BI chart.

Does the solution meet the goal?

- A. Yes
B. No

Answer: B

Explanation:

Instead use a calculated field.

Need to calculate the exchange rate in USD.

Calculated columns are calculated in real-time when they are retrieved. Reference:

<https://docs.microsoft.com/en-us/powerapps/developer/data-platform/calculated-rollup-attributes>

NEW QUESTION 161

DRAG DROP - (Topic 4)

You have the following Common Data Service entities: BusinessContracts and

You need to configure an N:N relationship between the two entities.

Which three actions should you perform in sequence? To answer, move the appropriate actions from the list of actions to the answer area and arrange them in the correct order.

Actions

Select **Add relationship** and then select the many-to-many relationship option.

Select the BusinessAccounts entity as the related entity.

Open the relationship tab of the BusinessContracts entity.

Choose the Relationship Name and Relationship Entity Prefix.

Answer Area

- A. Mastered
- B. Not Mastered

Answer: A

Explanation:

Step 1: Open the relationship tab of the BusinessContracts entity. View entity relationships
From the Power Apps portal, select either Model-driven or Canvas design mode. Select Data > Entities and select the entity that has the relationships you want to view. With the Relationships tab selected, you can select the following views:
Step 2: Select Add relationship.. Create relationships
While viewing entity relationships, in the command bar, select Add relationship and choose Many-to-many.
Step 3: Select the BusinessAccounts entity as the related entity.

NEW QUESTION 163

- (Topic 4)
You are creating a canvas app for a company that delivers packages. The app will display one screen for each delivery attempt.
Drivers must make three attempts to deliver a package before returning the package back to a warehouse. Drivers must enter details about delivery on a second screen in the app.
You need to display a list of delivery attempts on the delivery screen.
Which two components can you add to the app to display details about the delivery attempts? Each correct answer presents a complete solution.
NOTE: Each correct selection is worth one point.

- A. Data table
- B. Vertical gallery
- C. Display form
- D. Drop-down

Answer: AC

Explanation:

The Data table control shows a dataset.
In a canvas app, add and configure a Display form control to show all fields in a record. Reference:
<https://docs.microsoft.com/en-us/powerapps/maker/canvas-apps/controls/control-data-table> <https://docs.microsoft.com/en-us/powerapps/maker/canvas-apps/working-with-form-layout>

NEW QUESTION 168

- (Topic 4)
You create a canvas app.
You need to ensure that there are no screen reader issues in the app.
Which three actions should you perform in sequence? To answer, move the appropriate actions from the list of actions to the answer area and arrange them in the correct order.

Actions

Open Test Studio.

Select **Formula**.

Open the App checker.

Select **Accessibility**.

Select **Error**.

Answer Area

- A. Mastered
- B. Not Mastered

Answer: A

Explanation:

Actions

Open Test Studio.

Select **Formula**.

Open the App checker.

Select **Accessibility**.

Select **Error**.

Answer Area

Open the App checker.

Select **Accessibility**.

Select **Error**.

NEW QUESTION 170

- (Topic 4)
Note: This question is part of a series of questions that present the same scenario. Each question in the series contains a unique solution that might meet the stated goals. Some question sets might have more than one correct solution, while others might not have a correct solution.
After you answer a question in this section, you will NOT be able to return to it. As a result, these questions will not appear in the review screen.
You are creating a canvas app.
You need to automatically detect bicycles in pictures taken with the camera.
Proposed solution:
? Create a Category Classification custom model in AI Builder.
? Train the model with pictures of bicycles and then publish the trained model.
? Add the Object Detector control to your canvas app.
Does the solution meet the goal?

- A. Yes
- B. No

Answer: B

Explanation:
Instead create an Object Detection custom model Reference:
<https://docs.microsoft.com/en-us/ai-builder/prediction-overview> <https://docs.microsoft.com/en-us/ai-builder/object-detector-component-in-powerapps>

NEW QUESTION 173

DRAG DROP - (Topic 4)
You have an existing Power Apps environment.
You need to create a Common Data Service database for the environment.
Which three actions should you perform in sequence? To answer, move the appropriate actions from the list of actions to the answer area and arrange them in the correct order.

Actions

Select Create my database

Configure currency and language settings

Configure database collation settings

Set the environment type to **Production**

Select an existing environment

Answer Area

>

<

^

v

- A. Mastered
- B. Not Mastered

Answer: A

Explanation:
Step 1: Select an existing environment Add a database in the admin center:
* 1. In the admin center, in the left navigation pane, select Environments.
* 2. Select the environment to which you want to add the database.
Step 2: Select Create my database
* 3. Select + Add database
Step 3: Configure currency and language settings
* 4. Enter the following, and then select Add.

Setting	Description
Language	The default language for this environment.
Currency	The base currency used for reporting.
Enable Dynamics 365 apps	Select Yes and make a selection to automatically deploy apps such as Dynamics 365 Sales and Dynamics 365 Customer Service.
Deploy sample apps and data	Select Yes to include sample apps and data. Sample data gives you something to experiment with as you learn. You must select No for Enable Dynamics 365 apps for this setting to appear.
Security group	Select a security group to restrict access to this environment.

NEW QUESTION 177

- (Topic 4)

A company has a Common Data Service custom entity that stores customer account data. You need to create a relationship between the custom entity and the Account entity. Which two tools can you use? Each correct answer presents a complete solution.
 NOTE: Each correct selection is worth one point.

- A. Power Platform Admin center
- B. Power Apps Maker portal
- C. SQL Server Management Studio
- D. Visual Studio Code

Answer: BC

Explanation:

There are two designers you can use to create and edit 1:N (one-to-many) or N:1 (many-to- one) relationships:
 ? You can create and edit 1:N (one-to-many) or N:1 (many-to-one) entity relationships in Power Apps portal
 ? You can create and edit create and edit 1:N (one-to-many) or N:1 (many-to-one) entity relationships using solution explorer
 Reference:
<https://docs.microsoft.com/en-us/powerapps/maker/common-data-service/create-edit-1n- relationships>

NEW QUESTION 180

HOTSPOT - (Topic 4)

HOTSPOT

Users in your company vote on color choices for marketing materials by using the following canvas app:

Enter new color:

Add color

Color Options

☐ Sky blue
 ☒ Dark blue
 ☐ Marine blue

Clear Selection

Users enter color names into a text control and then select Add color to add the color to the Color options radio control. You must remove all the listed colors when a user selects Clear Selection
 You need to implement the functionality.
 Which Power Fx formulas should you use? To answer, select the appropriate options in the answer area.
 NOTE: Each correct selection is worth one point.

Answer Area

Action	Power Fx formula
User selects Add color.	<div>If(txtColor.Value <> "", Collect(ColorList, txtColor.Value))</div> <div>If(txtColor.Value <> "", Collect(ColorList, txtColor.Value))</div> <div>If(Value(txtColor.Text) <> "", Collect(ColorList, txtColor.Text))</div> <div>If(Value(txtColor.Color) <> "", Collect(ColorList, txtColor.Color))</div>
User selects Clear Selection.	<div>Revert(radioselector); ClearCollect(ColorList, txtColor.Value)</div> <div>Reset(radioselector); Clear(ColorList)</div> <div>Reset(radioselector); Refresh(ColorList)</div> <div>Revert(radioselector); Remove(ColorList)</div> <div>Revert(radioselector); ClearCollect(ColorList, txtColor.Value)</div>

- A. Mastered
- B. Not Mastered

Answer: A

Explanation:

Answer Area

Action	Power Fx formula
User selects Add color.	<div>If(txtColor.Value <> "", Collect(ColorList, txtColor.Value))</div> <div>If(txtColor.Value <> "", Collect(ColorList, txtColor.Value))</div> <div>If(Value(txtColor.Text) <> "", Collect(ColorList, txtColor.Text))</div> <div>If(Value(txtColor.Color) <> "", Collect(ColorList, txtColor.Color))</div>
User selects Clear Selection.	<div>Revert(radioselector); ClearCollect(ColorList, txtColor.Value)</div> <div>Reset(radioselector); Clear(ColorList)</div> <div>Reset(radioselector); Refresh(ColorList)</div> <div>Revert(radioselector); Remove(ColorList)</div> <div>Revert(radioselector); ClearCollect(ColorList, txtColor.Value)</div>

NEW QUESTION 184

- (Topic 4)

A company is onboarding new workers to the Microsoft Power Platform.

A user reports an access issue with a Power Apps app. The user provides no additional information about the access issue.

You need to troubleshoot the app and data security configurations for the user. Which tool should you use?

- A. Azure AD Security review
- B. User information page
- C. Accessibility checker
- D. Run diagnostics

Answer: D

Explanation:

User access diagnostic tool in the Power Platform admin center:

Several factors influence user access in a Microsoft Dataverse environment. To help administrators with diagnosing user access to an environment and reasons for access or no access, the new "Run diagnostics" feature in the Power Platform admin center provides basic access diagnostics for individual users in the environment. The feature helps to detect potential causes to user sign-in and other issues and suggests potential mitigations.

Reference:

<https://docs.microsoft.com/en-us/power-platform/admin/troubleshooting-user-needs-read-write-access-organization>

NEW QUESTION 188

DRAG DROP - (Topic 4)

You perform repeatable tasks using software installed on a home computer. The operating system includes Microsoft Power Automate Desktop.

You need to decide which tasks to automate using Power Automate Desktop.

Which tasks can you automate? To answer, drag the appropriate can automate responses to the correct tasks. Each can automate response may be used once, more than once, or not at all. You may need to drag the split bar between panes or scroll to view content

NOTE: Each correct selection is worth one point.

Options	Answer Area										
<div>Yes</div> <div>No</div>	<table><thead><tr><th>Task</th><th>Can automate</th></tr></thead><tbody><tr><td>Move files from one folder to another, rename them, and put into archive.</td><td><div></div></td></tr><tr><td>When an email arrives, save attachments from Outlook to your OneDrive folder.</td><td><div></div></td></tr><tr><td>Read product prices from an online shop and add them to an Excel file.</td><td><div></div></td></tr><tr><td>Schedule reading currency exchange rates and save them to an Excel file each day at 7:00 a.m.</td><td><div></div></td></tr></tbody></table>	Task	Can automate	Move files from one folder to another, rename them, and put into archive.	<div></div>	When an email arrives, save attachments from Outlook to your OneDrive folder.	<div></div>	Read product prices from an online shop and add them to an Excel file.	<div></div>	Schedule reading currency exchange rates and save them to an Excel file each day at 7:00 a.m.	<div></div>
Task	Can automate										
Move files from one folder to another, rename them, and put into archive.	<div></div>										
When an email arrives, save attachments from Outlook to your OneDrive folder.	<div></div>										
Read product prices from an online shop and add them to an Excel file.	<div></div>										
Schedule reading currency exchange rates and save them to an Excel file each day at 7:00 a.m.	<div></div>										

- A. Mastered
- B. Not Mastered

Answer: A

Explanation:

Options

Yes

No

Answer Area

Task

Move files from one folder to another, rename them, and put into archive.

When an email arrives, save attachments from Outlook to your OneDrive folder.

Read product prices from an online shop and add them to an Excel file.

Schedule reading currency exchange rates and save them to an Excel file each day at 7:00 a.m.

Can automate

Yes

Yes

Yes

Yes

NEW QUESTION 193

- (Topic 4)
You are creating an app for a company. You need to evaluate the default solution.
Which two behaviors should you expect from the default solution? Each correct answer presents a complete solution.
NOTE: Each correct selection is worth one point.

- A. You can change the prefix of the publisher of the default solution
- B. If you create a Power Automate flow in a solution, the flow uses the prefix defined in the publisher in the publisher
- C. You can change the version number of the default solution

Answer: AC

Explanation:

<https://docs.microsoft.com/en-us/dynamics365/customerengagement/on-premises/customize/use-solutions-for-your-customizations?view=op-9-1>

NEW QUESTION 196

HOTSPOT - (Topic 4)
A company uses Microsoft Power Platform. The company categorizes customers into Specialty shop, Grocery store, Wholesaler, and Seasonal market groups by using a custom choice type column.
The staff uses a model-driven app with an interactive dashboard that displays all customer
You must update the app to provide the following functionality:
• Display selected customers by type in the interactive dashboard.
• Search for customers across multiple tables by postal code by entering any number of characters.
You need to configure the system.
Which configuration options should you use? To answer, select the appropriate options in the answer area.
NOTE: Each correct selection is worth one point.

Answer Area

Requirement

Display customers by type.

Search by postal code.

Configuration

Enable sync with global choice.

Enable the global filter.

Enable the searchable property.

Enable sync with global choice.

Enable the sortable property.

Enable the searchable property.

Find by setting in quick find.

Filter by setting in quick find.

Enable the searchable property.

Enable the global filter on the postal code.

- A. Mastered
- B. Not Mastered

Answer: A

Explanation:

Answer Area

Requirement

Display customers by type.

Search by postal code.

Configuration

Enable sync with global choice.

Enable the global filter.

Enable the searchable property.

Enable sync with global choice.

Enable the sortable property.

Enable the searchable property.

Find by setting in quick find.

Filter by setting in quick find.

Enable the searchable property.

Enable the global filter on the postal code.

NEW QUESTION 200

DRAG DROP - (Topic 4)
DRAG DROP
A company is migrating to a new Microsoft 365 tenant. You create an expense

You need to move the latest version of the canvas app and cloud flow to the new tenant. Which three actions should you perform in sequence? To answer, move the appropriate actions from the list of actions to the answer area and arrange them in the correct order.

Actions

Import the app.

Publish all changes.

Create a copy of the app in the cloud.

Export the app as a package.

Share the app with a user in the new tenant.

Answer Area

- A. Mastered
- B. Not Mastered

Answer: A

Explanation:

Actions

Import the app.

Publish all changes.

Create a copy of the app in the cloud.

Export the app as a package.

Share the app with a user in the new tenant.

Answer Area

Create a copy of the app in the cloud.

Export the app as a package.

Share the app with a user in the new tenant.

NEW QUESTION 205

- (Topic 4)

You create a model-driven app for a company. The app will be used to manage events that the company organizes. The Events entity ownership type is set to User or team. Members of the marketing team are assigned the MarketingTeam security role. All privileges for the role are set to User access.

All employees must be able to view event records. Only members of the marketing team are permitted to create or edit event records. You create a role named OtherEmployees.

You need to configure the MarketingTeam and OtherEmployees security roles.

Which three actions should you perform? Each correct selection presents a part of the

NOTE: Each correct selection is worth one point.

- A. Set the access level for the OtherEmployees security role to Organization for the Read permission.
- B. Set the access level for the MarketingTeam security role to Organization for the Read permission.
- C. Set the access level for the OtherEmployees security role to None Selected for the Read permission.
- D. Set the access level for the MarketingTeam security role to None Selected for the Read permission.
- E. Set the access level for the MarketingTeam security role to None Selected for the Create and White permission.
- F. Set the access level for the OtherEmployees security role to None Selected for the Create and Write permission.

Answer: ABE

NEW QUESTION 206

- (Topic 4)

Note: This question is part of a series of questions that present the same scenario. Each question in the series contains a unique solution that might meet the stated goals. Some question sets might have more than one correct solution, while others might not have a correct solution.

After you answer a question in this section, you will NOT be able to return to it. As a result, these questions will not appear in the review screen.

A company is deploying Microsoft Power Platform components to streamline a job candidate screening process. The human resources (HR) representatives of the company plan to attend school career fairs. The HR representatives must qualify and enter potential job candidates into a Power Apps app. The HR representatives must enter the following information for each candidate:

Field name	Data type	Criteria for follow up
Name	Text	No
Degree	Text	Yes
First available hire date	Date	Yes
Initial impression	Integer 0-10	Yes
Resume	Picture	No
Not currently viable	Boolean	Yes
Follow up	Boolean	NA

If a candidate is currently unqualified for a job position but would eventually qualify based on follow-up criteria, the follow-up checkbox must be selected or cleared in the system immediately.

The company plans to create a similar Power Apps app that will contain the same business use case, but for internal employees and promotions.

You need to create a Power Apps app solution to automatically mark the candidate for follow up.

Proposed solution: Create a Power Automate flow with conditions that use entered data as default data.

Does the solution meet the goal?

- A. Yes

B. No

Answer: B

Explanation:

Instead use Common Data Service workflow with a PowerQuery on the data entity.

Note: Process (Workflow) table/entity reference is a set of logical rules that define the steps necessary to automate a specific business process, task, or set of actions to be performed. Common Data Service workflow support: Filter triggers based on which attributes change - You can control which field changes trigger your automated flows. For example, trigger your flow only when the status field changes while ignoring all other fields that may change.

Reference:

<https://docs.microsoft.com/en-us/business-applications-release-notes/april19/microsoft-flow/automated-parity-classic-common-data-service-workflows>

NEW QUESTION 208

- (Topic 4)

You create an automated flow by using Power Automate. The flow appears under My Flows and is connected to the development environment. The development environment has a solution to move components into a production environment.

You need to ensure that you can transfer the flow to another environment. What should you do?

- A. Add the flow to the default solution of the development environment and export as a managed solution.
- B. Change the environment for the flow.
- C. Add the flow to the existing solution.
- D. Add the flow to the default solution of the production environment.

Answer: A

Explanation:

It is very normal for a developer to build the power automate in one environment and then export that automate & import it to another destination environment.

Exporting our Solution

After validating our flows work in our test environment, we now want to promote it to our production environment. We can export our solution by finding it in our Solutions experience, clicking on the ..., selecting Export.

Reference:

<https://flow.microsoft.com/en-us/blog/solutions-in-microsoft-flow/>

NEW QUESTION 213

- (Topic 4)

A company creates multiple cases in Microsoft Dataverse each day with a status of New.

For all cases with a status of New, the system must send an email to the customer and then change the status to in Process.

You need to create a Microsoft Power Automate cloud flow to automatically send the email. What should you do?

- A. Trigger the flow on a schedule and then configure the flow to use the Compose data operation to get a list of cases and send email to each from inside a loop.
- B. Trigger the flow on a schedule and then configure the flow to use the Dataverse Listrows action to query case records using a filter and send email to each from inside a loop.
- C. Trigger the flow manually on the case and then configure the flow to send the email.

Answer: B

NEW QUESTION 217

HOTSPOT - (Topic 4)

HOTSPOT

A company uses Power Apps and Microsoft Data verse. You need to perform the following activities:

- * Create a model-driven app.
- * Design navigation for the app
- * Show an approval name field on the form if the amount is greater than \$1,000.

Which features should you use? To answer, select the appropriate options in the answer area. NOTE: Each correct selection is worth one point.

Answer Area

Activity	Feature
Create model driven app.	<div><div>App designer</div><div>App designer</div><div>Solution checker</div><div>App checker</div></div>
Design app navigation.	<div><div>Site map</div><div>Site map</div><div>Solutions area</div><div>Table designer</div></div>
Show approval name field if amount > \$1,000.	<div><div>Table designer</div><div>Form designer</div><div>Table designer</div><div>Business rule designer</div></div>

- A. Mastered
- B. Not Mastered

Answer: A

Explanation:

Answer Area

Activity

Create model driven app.

Design app navigation.

Show approval name field if amount > \$1,000.

Feature

App designer

App designer

Solution checker

App checker

Site map

Site map

Solutions area

Table designer

Table designer

Form designer

Table designer

Business rule designer

NEW QUESTION 221

DRAG DROP - (Topic 4)

A company uses Power Automate.

The company requires three cloud flows for the following:

- Send email notifications to a team member after an expense request is approved.
- If a document is uploaded to OneDrive. forward the document as an email attachment.
- Send an email at 4:00 PM on Fridays to remind team members to submit timesheets. You need to create the cloud flows.

Which cloud flow types should you create? To answer, drag the appropriate cloud flows to the correct activities. Each cloud flow may be used once, more than once, or not at all. You

NOTE: Each correct selection is worth one point.

Cloud flows

Automated

Scheduled

Instant

Answer Area

Activity

Send notifications after expense request approvals.

Forward new OneDrive documents as attachments.

Send timesheet reminder emails at 4:00 PM on Fridays.

Cloud flow

- A. Mastered
B. Not Mastered

Answer: A

Explanation:

Cloud flows

Automated

Scheduled

Instant

Answer Area

Activity

Send notifications after expense request approvals.

Forward new OneDrive documents as attachments.

Send timesheet reminder emails at 4:00 PM on Fridays.

Cloud flow

Instant

Automated

Scheduled

NEW QUESTION 224

HOTSPOT - (Topic 4)

A company uses several forms for biannual performance evaluations. The company several performance areas that have a score of 1-10. A paragraph explains the score.

The company must scan completed performance evaluations into a Common Data Service entity by using a Power Apps app. The information in the documents must automatically map to entities and convert into quantifiable information.

If any key phrases in the scored topics cause concern, the company must follow a series of actions to prepare for a follow up.

You need to extract the information and perform the actions when the evaluations are scanned.

Which component should you use? To answer, select the appropriate options in the answer area.

NOTE: Each correct selection is worth one point.

Requirement	Component
Convert the evaluations from images to data	<div>AI Builder</div> <div>Power BI</div> <div>Dataflows</div> <div>Business rules</div>
Convert a form processing variable to an integer	<div>Initialize variable</div> <div>Add dynamic content</div> <div>Append to string variable</div> <div>Extract entities and their types from text</div>
Use the flow action to convert a form processing variable to an integer	<div>Scope</div> <div>Do until</div> <div>Condition</div> <div>Apply to each</div>

- A. Mastered
- B. Not Mastered

Answer: A

Explanation:

Box 1: AI Builder

The object detection component of AI Builder for PowerApps takes a photo or loads an image file to do an object detection scan. On a mobile device, the user chooses between taking a photo or selecting one already available in the device user interface. When an image is selected, the component automatically scans it to identify objects.

Box 2: Extract entities and their types from text

The Entity extraction prebuilt model identifies and classifies key elements from text into pre-defined entities. You can use the prebuilt model out of the box in power apps and power automate.

Box 3: Scope

Scope is a simple way to put similar actions and conditions together like a Stage.

NEW QUESTION 228

DRAG DROP - (Topic 4)

A company uses Power Apps. You design the interface for a new model-driven app.

Users must interact with data from records related to the primary record form in the following ways:

- Use related business process flows.
- Display primary and related form columns.

You need to configure the forms without using additional customizations.

Which form types should you use? To answer, drag the appropriate form types to the correct requirements. Each form type may be used once, more than once, or not at all. You may need to drag the split bar between panes or scroll to view content.

NOTE: Each correct answer is worth one point.

Form types

Quick view form

Main form dialog

Quick create form

Main form component control

Answer Area

Requirement

Use related business process flows.

Display related columns along with other primary form columns.

Form type

- A. Mastered
- B. Not Mastered

Answer: A

Explanation:

Form types

Quick view form

Main form dialog

Quick create form

Main form component control

Answer Area

Requirement

Use related business process flows.

Display related columns along with other primary form columns.

Form type

Main form component control

Quick view form

NEW QUESTION 232

DRAG DROP - (Topic 4)

You are configuring a new Common Data Service environment by using the Power Apps Maker portal.

You need to create an entity that uses the prefix xyz.

Which four actions should you perform in sequence? To answer, move the appropriate actions from the list of actions to the answer area and arrange them in the correct order.

Actions

Create an entity in the new solution.

Enter the entity Display Name and use the existing prefix.

Add a new solution.

Enter the entity Display Name and modify the prefix to **xyz**.

Add a new publisher with the prefix **xyz**.

Answer Area

- A. Mastered
- B. Not Mastered

Answer: A

Explanation:

Actions	Answer Area
Create an entity in the new solution.	Add a new publisher with the prefix xyz .
Enter the entity Display Name and use the existing prefix.	Add a new solution.
Add a new solution.	Create an entity in the new solution.
Enter the entity Display Name and modify the prefix to xyz .	Enter the entity Display Name and modify the prefix to xyz .
Add a new publisher with the prefix xyz .	

NEW QUESTION 233

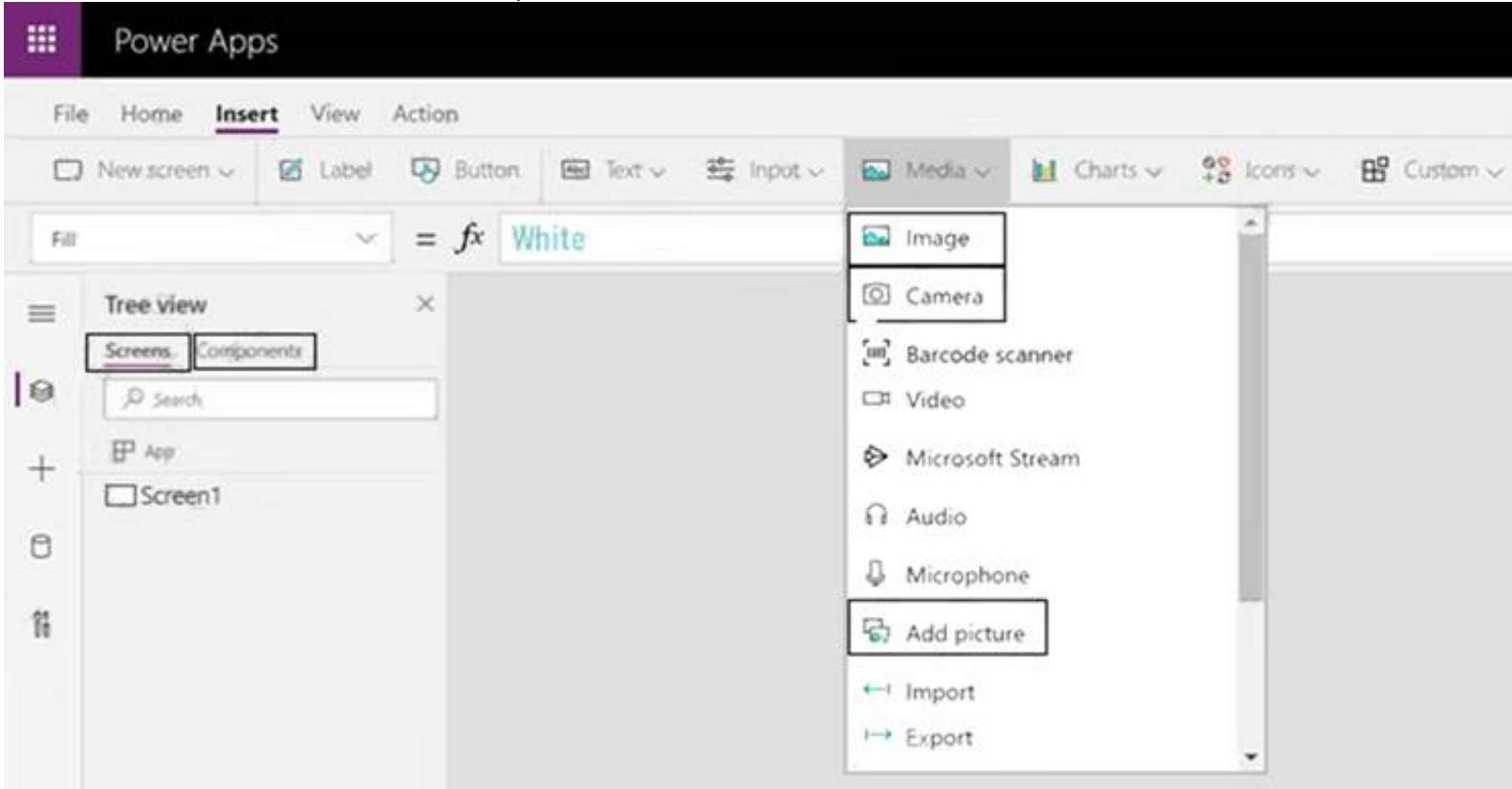
- (Topic 4)
You significantly modify a canvas app. You need to generate a new app version. What should you do?

- A. Publish the app.
- B. Update the major version number.
- C. Update the version notes.
- D. Update the minor version number.
- E. Save the app.

Answer: A

NEW QUESTION 236

HOTSPOT - (Topic 4)
You are developing an app for a package delivery company. Delivery team members will use the app on their phones. Distribution center team members will use a web-based version of the app that runs on tablet devices.
When a delivery person arrives at a location and the package recipient is present, the app must capture the recipient's signature. If the recipient is not available, the app must capture a picture of the drop-off location or the person receiving the package.
You need to design phone-based and web-based versions of the app.
Which app type and media control should you use? To answer, configure the appropriate options in the answer area.
NOTE: Each correct selection is worth one point.



- A. Mastered
- B. Not Mastered

Answer: A

Explanation:

App Type: Screens
To insert the Camera control in your PowerApps program you can use the blank screen, and select Insert->Media->Camera.
Media Type: Camera
Use the Camera control to capture pictures with a device's camera. The device must have a camera and the user must authorize the app to use the camera.
Tap or select the camera control to capture a picture from the camera.
The most recently captured picture is available through the Photo property. With this property, the images can be:
? Viewed with the Image control. Use the Image control to view the captured image.
? Temporarily put in a variable or a collection.
? Stored in a database.
? Transmitted as a base64 encoded text string.

NEW QUESTION 240

- (Topic 4)
You create a canvas app named Hardware Order that suggests computer hardware to customers.
A value must be entered for the EmployeeID field when creating a new order if the value in the OrderType field does not contain the prefix test.

You need to configure the business rule.

Which two actions should you perform? Each correct answer presents part of the complete solution.

NOTE: Each correct selection is worth one point.

- A. Set the scope of the business rule to Entity.
- B. Add a Recommendation action and configure it to enter the order type.
- C. Set the scope of the business rule to All Forms.
- D. Use the following condition expression: (OrderType Does not begin with [test]) AND (Modified By Does not contain data)

Answer: AD

Explanation:

Reference:

<https://docs.microsoft.com/en-us/powerapps/maker/common-data-service/data-platform-create-business-rule>

NEW QUESTION 241

- (Topic 4)

Note: This question is part of a series of questions that present the same scenario.

Each question in the series contains a unique solution that might meet the stated might not have a correct solution.

After you answer a question in this section, you will NOT be able to return to it. As a result, these questions will not appear in the review screen.

You build a canvas app for a manufacturing company. The company receives parts and materials from many vendors. You create a form to collect information from packing slips.

Receivers must be able to take a picture of packing slips to receive materials instead of manually entering data in the app.

You need to ensure that users can scan packing slip information into the form. Proposed solution: Use a Text Recognition model.

Does the solution meet the goal?

- A. Yes
- B. No

Answer: A

Explanation:

Create a canvas app and add the text recognizer AI Builder component to your screen. This component takes a photo or loads an image from the local device, and then processes it to detect and extract text based on the text recognition prebuilt model. If it detects text in the image, the component outputs the text and identifies the instances by showing a rectangle for each instance in the image.

Reference:

<https://docs.microsoft.com/en-us/ai-builder/prebuilt-text-recognizer-component-in- powerapps>

NEW QUESTION 246

- (Topic 4)

You create a personal view.

You need to ensure that other users can access the view. What should you do?

- A. Email the users a link to the view.
- B. Set the view as the default view.
- C. Share the view with the users.
- D. Assign the view to the users.

Answer: C

NEW QUESTION 248

- (Topic 4)

You are creating an employee directory canvas app. The app must display name, address, and a photo of each employee. You need to select a control type that will display the

- A. Address input
- B. List box
- C. Gallery
- D. Data table

Answer: C

NEW QUESTION 252

- (Topic 4)

A company uses Microsoft platforms for all accessibility, compliance, and security auditing.

The auditing and compliance division of the company flags a newly created Power Apps canvas app due to accessibility issues. The app must be unpublished until it conforms to Microsoft accessibility requirements and recommendations.

You need to identify all accessibility issues for a solution. What should you use?

- A. Microsoft Accessibility Conformance Reports
- B. Microsoft Compliance Center
- C. Power Apps Studio
- D. Microsoft Accessibility Guides
- E. Microsoft Visual Studio

Answer: C

Explanation:

? Find accessibility issues

- ? In the upper-right corner of Power Apps Studio, select the icon for the App checker.
- ? App checker icon.
- ? In the menu that appears, select Accessibility.
- ? A list of issues appears, sorted first by severity and then by screen.
- ? Select the arrow next to an item to show details about it.
- ? Accessibility checker details.
- ? Select the back arrow to return to the list of items.
- ? If you decide to address an issue, select it to open the affected property.
- ? After you change one or more properties, select Re-check to update the list of issues.

Reference:
<https://docs.microsoft.com/en-us/powerapps/maker/canvas-apps/accessibility-checker> <https://support.microsoft.com/en-us/accessibility/enterprise-answer-desk>

NEW QUESTION 255

- (Topic 4)
Note: This question is part of a series of questions that present the same scenario. Each question in the series contains a unique solution that might meet the stated goals. Some question sets might have more than one correct solution, while others might not have a correct solution.
After you answer a question in this section, you will NOT be able to return to it. As a result, these questions will not appear in the review screen.
A company has locations in multiple countries and regions across four continents. The company stores the total amount of each order in the local currency of the country/region where the customer is located. The company stores the applicable exchange rates in a custom US dollars (USD) exchange rate table.
You need to create a visualization that displays the total amount of orders by country/region in USD.
Proposed solution:
Create a custom calculated field of type currency on the order table that converts the order total to USD and displays the total amounts by region in a Power BI chart.
Does the solution meet the goal?

A. Yes

Answer: A

Explanation:
Instead use a calculated field.
Need to calculate the exchange rate in USD.
Calculated columns are calculated in real-time when they are retrieved. Reference:
<https://docs.microsoft.com/en-us/powerapps/developer/data-platform/calculated-rollup-attributes>

NEW QUESTION 260

DRAG DROP - (Topic 4)
The company is adding a multi-stream interactive dashboard to a model-driven app.
The company requires configuration of the dashboard to filter the table data based on modified accounts over the last month.
You need to configure the filters for the model-driven app dashboard.
Which configuration should you use? To answer, drag the appropriate locations to the correct requirements. Each configuration may be used once, more than once, or not at all. You may need to drag the split bar between panes or scroll to view content.
NOTE: Each correct selection is worth one point.

Configurations	Answer Area	
	Requirement	Configuration
Filter by	Configure visual filter attributes that the dashboard can use.	
Table view		
Filter table	Configure the field that the dashboard uses to filter the table data monthly.	
Time frame		

- A. Mastered
- B. Not Mastered

Answer: A

Explanation:
Box 1: Filter table
Filter Table: The visual filters and global filter attributes are based on this table.
Box 2: Filter By
Filter By: The column that the time frame filter applies to.

NEW QUESTION 265

DRAG DROP - (Topic 4)
DRAG DROP
You are designing several new Microsoft Power Platform apps for a company. You have the following requirements:
All apps must be able to run from the Power Apps mobile app.
You need to determine which app type to create for each department.
Which app type should you use? To answer, drag the appropriate app types to the correct departments. Each app type may be used once, more than once, or not at all. You may need to drag the split bar between panes or scroll to view content.

App types

Canvas

Model driven

Portal

Answer Area

Department

Sales

Direct marketing

App type

- A. Mastered
B. Not Mastered

Answer: A

Explanation:

App types

Canvas

Model driven

Portal

Answer Area

Department

Sales

Direct marketing

App type

Model driven

Canvas

NEW QUESTION 268

HOTSPOT - (Topic 4)
: 189 HOTSPOT

A company is building several Power Apps apps to help with sales operations collaboration. You need to identify the right solution for data storage. Which solution should you use? To answer select the appropriate options in the answer area. NOTE: Each correct selection is worth one point.

Answer Area

Characteristic

Limits the number of records that can be added.

Solution

Microsoft Dataverse for Teams

Microsoft Dataverse

Microsoft Dataverse for Teams

Characteristic

Allows for advanced development tasks for apps specific to Microsoft Teams.

Solution

Microsoft Dataverse

Microsoft Dataverse

Microsoft Dataverse for Teams

Characteristic

Has the most granular level of security to account for column-level security in Microsoft Teams.

Solution

Microsoft Dataverse

Microsoft Dataverse

Microsoft Dataverse for Teams

- A. Mastered
B. Not Mastered

Answer: A

Explanation:

Answer Area

Characteristic

Limits the number of records that can be added.

Solution

Microsoft Dataverse for Teams

Microsoft Dataverse

Microsoft Dataverse for Teams

Characteristic

Allows for advanced development tasks for apps specific to Microsoft Teams.

Solution

Microsoft Dataverse

Microsoft Dataverse

Microsoft Dataverse for Teams

Characteristic

Has the most granular level of security to account for column-level security in Microsoft Teams.

Solution

Microsoft Dataverse

Microsoft Dataverse

Microsoft Dataverse for Teams

NEW QUESTION 269

- (Topic 4)

A company is using Microsoft Power Platform and Microsoft Teams to approve work contracts.

A manager must view all approved contracts in the past year that the company sent or received. The manager must approve any pending contracts. The solution must minimize effort.

You need to recommend a solution for the company. What should you recommend?

- A. Create a Microsoft Teams team with a tab that exposes all approvals.
B. Install the Microsoft Teams approvals app.
C. Embed a Power Apps app within a Microsoft Teams channel.
D. Create a Power BI dashboard that includes all approval requests.
E. Embed a SharePoint list into a Microsoft Teams channel.

Answer: B

NEW QUESTION 270

HOTSPOT - (Topic 4)

An administrator plans to create and deploy dashboards for use only by sales associates. The dashboards will display the current sales pipeline, open cases, recent major wins, and key opportunities by postal code.

Sales associates must be able to act on the specific data displayed in dashboards. You need to create the dashboards.

Which type of dashboards should you create? To answer, select the appropriate options in the answer area.
NOTE: Each correct selection is worth one point.

Requirement	Type of dashboard
Ensure that all sales associates can view the dashboard.	<div>User</div> <div>System</div>
Ensure that sales associates can interact with data from the dashboards.	<div>Standard</div> <div>Multi-stream</div> <div>Single-stream</div>

- A. Mastered
- B. Not Mastered

Answer: A

Explanation:

Box 1: User

Type of dashboard: If you want your dashboards to be available across the organization and do not want to manage the access levels at a more detailed level, you might want to create an organization-owned dashboard. However, if you are concerned about the access privileges and security of your dashboard, consider creating a user-owned dashboard where you have more control on who can access it.

Box 2: Single-stream

The single-stream dashboards display real-time data over one stream based on an entity view or queue. The single-stream dashboards are typically helpful to Tier 2 service leads or managers, who monitor fewer, but more complex or escalated cases.

NEW QUESTION 271

- (Topic 4)

You create a custom table as part of a solution in the development environment. You deploy major version solutions as managed solutions to production. The organization does not allow new solutions to be created in the production environment.

When a minor update is made to a column length, users cannot enter entire values. You need to allow users to enter entire values in the column.

Solution: Uninstall the most recent version of the solution from the production environment. Does the solution meet the goal?

- A. Yes
- B. No

Answer: B

NEW QUESTION 276

DRAG DROP - (Topic 4)

You are an app builder for a medical office. The medical office uses activities to book appointments and business process flows to track patient status. The cleaning staff wants the app to connect directly to a Microsoft Excel workbook to track cleaning tasks. The office does not have access to reporting tools including Power BI.

You need to create apps for the following groups of users. Apps must not require

Groups	Comments	Requirements
Reception area staff	Users will access the app only from desktop devices in the office.	Users must be able to access contacts and display activities as a doughnut chart.
Medical staff	Users will access the app from tablet devices.	Users must be able to access activities and business process flows.
Cleaning staff	Users will access the app only from mobile phone devices.	Users must be able to interact with a checklist to mark cleaning tasks as completed.

Which type of app should you build for each group? To answer, drag the appropriate app types to the correct groups. Each app type may be used once, more than once, or not at all. You may need to drag the split bar between panes or scroll to view content.

NOTE: Each correct selection is worth one point.

App types	Answer Area								
<div>Canvas app</div> <div>Model-driven app</div> <div>Embedded canvas app</div>	<table><thead><tr><th>Group</th><th>App type</th></tr></thead><tbody><tr><td>Reception area staff</td><td><div>App type</div></td></tr><tr><td>Medical staff</td><td><div>App type</div></td></tr><tr><td>Cleaning staff</td><td><div>App type</div></td></tr></tbody></table>	Group	App type	Reception area staff	<div>App type</div>	Medical staff	<div>App type</div>	Cleaning staff	<div>App type</div>
Group	App type								
Reception area staff	<div>App type</div>								
Medical staff	<div>App type</div>								
Cleaning staff	<div>App type</div>								

- A. Mastered
- B. Not Mastered

Answer: A

Explanation:

App types

Canvas app

Model-driven app

Embedded canvas app

Answer Area

Group	App type
Reception area staff	Canvas app
Medical staff	Embedded canvas app
Cleaning staff	Model-driven app

NEW QUESTION 277

- (Topic 4)

Note: This question is part of a series of questions that present the same scenario. Each question in the series contains a unique solution that might meet the stated goals. Some question sets might have more than one correct solution, while others might not have a correct solution. After you answer a question in this section, you will NOT be able to return to it. As a result, these questions will not appear in the review screen.

You are creating a canvas app.

You need to automatically detect bicycles in pictures taken with the camera. Proposed solution:

- ? Create a Category Classification custom model in AI Builder.
- ? Train the model with pictures of bicycles and then publish the trained model.
- ? Add the Object Detector control to your canvas app.

Does the solution meet the goal?

- A. Yes
- B. No

Answer: B

Explanation:

Instead create an Object Detection custom model Reference:
<https://docs.microsoft.com/en-us/ai-builder/prediction-overview> <https://docs.microsoft.com/en-us/ai-builder/object-detector-component-in-powerapps>

NEW QUESTION 280

DRAG DROP - (Topic 4)

You are an app maker for a college. You create an app for student enrollment. The app captures the education level of the applicants. The education level at the time of enrollment is an option set in the student entity. The

- ? High school
- ? College
- ? Bachelor

You must split the College option into two option sets:

- ? College – 1 Year
- ? College – 2 years

The split must not impact existing data. You need to create the two option sets.

Which three actions should you perform in sequence? To answer, move the appropriate actions from the list of actions to the answer area and arrange them in the correct order.

Actions

Open the maker app and navigate to the student table

Publish the student entity

Save the student table

Open settings in the Power Platform admin center

Create new options for College - 1 Year and College - 2 years

Answer Area

>

<

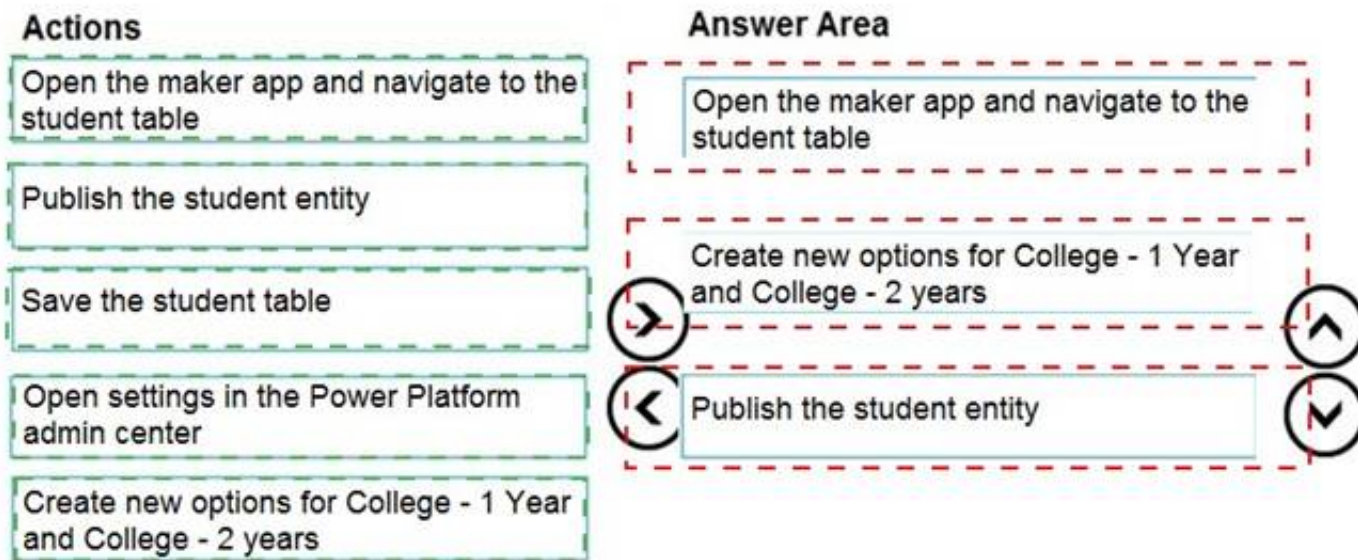
↑

↓

- A. Mastered
- B. Not Mastered

Answer: A

Explanation:



NEW QUESTION 282

- (Topic 4)

Note: This question is part of a series of questions that present the same scenario. Each question in the series contains a unique solution that might meet the stated goals. Some question sets might have more than one correct solution, while others might not have a correct solution.

After you answer a question in this section, you will NOT be able to return to it. As a result, these questions will not appear in the review screen.

You are creating a canvas app that displays a list of accounts.

Users must be able to select an account and view details for the account. The app must include a feature that brings the user back to the list of accounts.

You add a blank screen named Screen_Accounts and add a gallery named Gallery_Accounts to the screen. You set the data source of Gallery_Accounts to Accounts and add another blank screen named Screen_AccountDetail.

You need to complete the app.

Solution:

? Add a display form to Screen_AccountDetail.

? Set the OnSelect property of Gallery_Accounts to Navigate(Screen_AccountDetail).

? Set the data source of the form to Accounts.

? Set the Item property of the form to Selected.

? Add a back icon on Screen_AccountDetail and set its OnSelect property to Navigate(Screen_Accounts).

Does the solution meet the goal?

A. Yes

B. No

Answer: A

Explanation:

If you add a Display form control, the user can display all fields of a record or only the fields that you specify.

Reference:

<https://docs.microsoft.com/en-us/powerapps/maker/canvas-apps/controls/control-form-detail>

NEW QUESTION 284

- (Topic 4)

You use a Microsoft SharePoint list to record information about customers.

You must perform a series of actions only when a new item is added to a SharePoint list. You need to configure a Power Automate flow.

Which trigger should you use?

A. When an item is created

B. When an item is created or modified

C. When a file is created (properties only)

D. For a selected item

Answer: A

Explanation:

Trigger - When an item is created Triggers when an item is created.

MS Flow will trigger when an item is created in the list. It will return all list item properties which can be used in the Flow.

Reference:

<https://www.c-sharpcorner.com/article/sharepoint-based-triggers-in-ms-flow-part-2/>

NEW QUESTION 288

DRAG DROP - (Topic 4)

DRAG DROP

A company uses Power Apps and Microsoft Dataverse.

The company has model driven apps across multiple Microsoft Dataverse environments in the same tenant. You must grant privileges to Power Apps makers to achieve the following:

- Share model-driven apps in multiple Microsoft Dataverse environments.

- Share model-driven apps in only one of the Microsoft Dataverse environments and view only table records that they create themselves.

You need to share the model-driven app with users by using the principle of least privilege. Which security role privilege should you grant for each requirement? To answer, drag the

appropriate security roles to the correct requirements. Each security role may be used once,

more than once, or not at all. You may need to drag the split bar between panes or scroll to view content.

NOTE: Each correct answer is worth one point.

Security roles

System Customizer

Microsoft Power Platform Administrator

Environment Maker

Answer Area

Requirement

Share in all Microsoft Dataverse environments.

Share in one environment and view only table records they create.

Security role

- A. Mastered
- B. Not Mastered

Answer: A

Explanation:

Security roles

System Customizer

Microsoft Power Platform Administrator

Environment Maker

Answer Area

Requirement

Share in all Microsoft Dataverse environments.

Share in one environment and view only table records they create.

Security role

Environment Maker

System Customizer

NEW QUESTION 289

HOTSPOT - (Topic 4)

You need to store a list of products and their colors. You have a Power Apps app that includes the following elements:

- ? a text box for the product name
- ? a drop-down list for the product color
- ? a button to add a product to the list
- ? a status message that shows whether the addition of a product to the list was successful

The button uses the following formula:

```
Collect(
colProductList,
{
Product: txtProductName.Text, Color: drpColors.Selected.Value
}
);
Set(
vStatusMessage, "Added '" & txtProductName.Text & "'"
);
timStatusMessage.Start;
```

For each of the following statements, select Yes if the statement is true. Otherwise, select No.
NOTE: Each correct selection is worth one point.

Statements	Yes	No
You must explicitly declare the collection before you can add product names and colors to the collection.	<input type="radio"/>	<input type="radio"/>
The formula stores the product name and the color in a collection.	<input type="radio"/>	<input type="radio"/>
vStatusMessage is a context variable that is used to store the status message.	<input type="radio"/>	<input type="radio"/>

- A. Mastered
- B. Not Mastered

Answer: A

Explanation:

Box 1: No
The Collect function adds records to a data source. If the data source doesn't already exist, a collection is created.

Box 2: Yes
Box 3: No
Use the Set function to set the value of a global variable, which temporarily holds a piece of information, such as the number of times the user has selected a button or the result of a data operation.

NEW QUESTION 291

DRAG DROP - (Topic 4)

A company uses Power Automate and Power Apps to streamline business processes. You need to use AI Builder to analyze customer reviews of the company's products.
In which order should you perform the actions? To answer, move all actions from the list of actions to the answer area and arrange them in the correct order.

Action

Publish the model.

Connect data to the model.

Train the model.

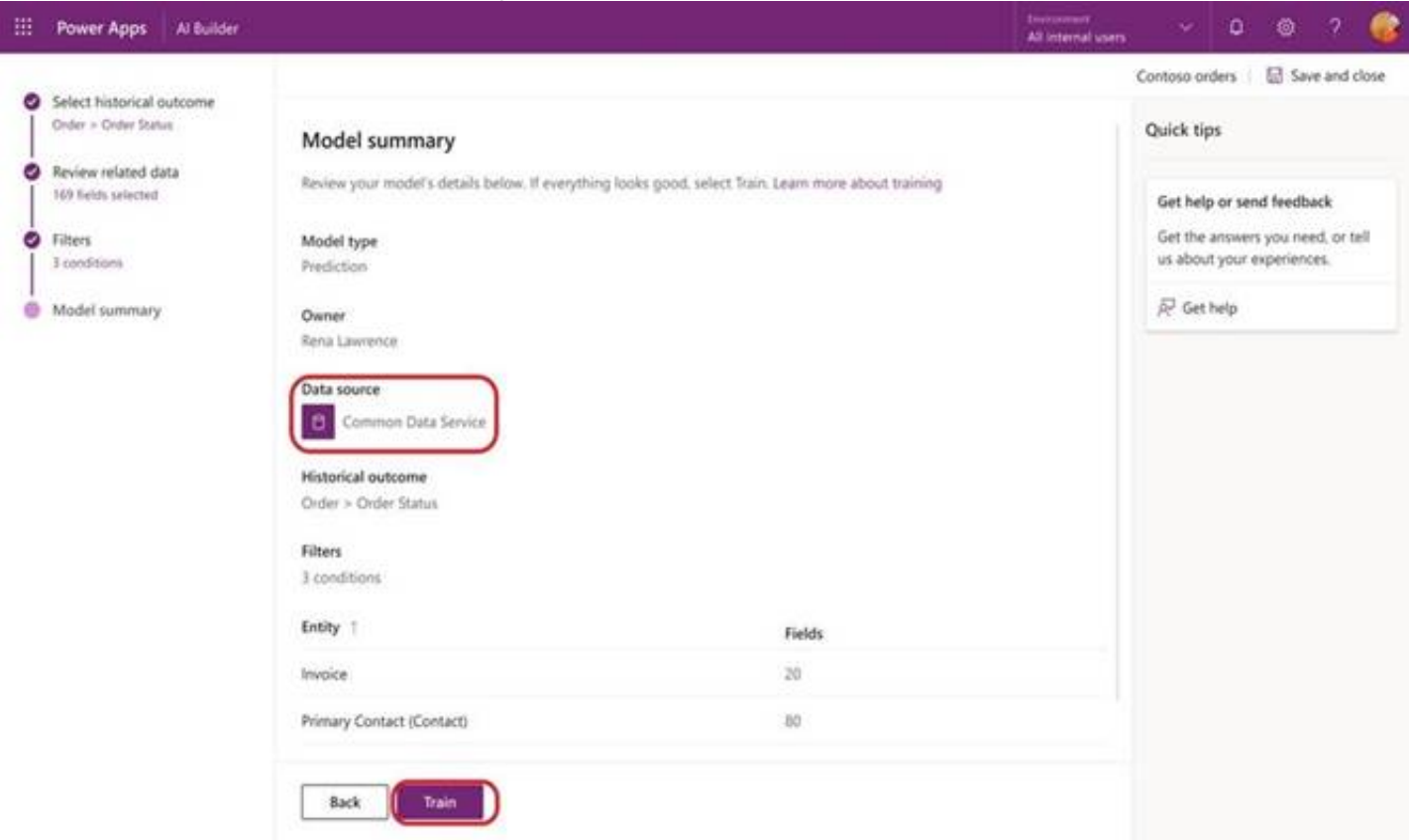
Use the model in a Power Automate flow.

Answer Area

- A. Mastered
B. Not Mastered

Answer: A

Explanation:
Step 1: Connect data to the model.
First create an AI Builder form processing model for the customer reviews you want to process.



Step 2: Train the model. Step 3: Publish the model.
Step 4: Use the model in a Power Automate flow.
Once you train and publish the model, create a solution-aware flow in Power Automate.

NEW QUESTION 293

DRAG DROP - (Topic 4)
You create a canvas app. You run App checker to validate the app. App checker returns error results.
You need to locate where the errors occur.
Which areas should you review? To answer drag the appropriate areas to the correct error messages. Each area may be used once, more than once, or not at all
You may need to drag the spirt bar between panes or scroll to view content.
NOTE: Each correct selection is worth one point.

Areas

Function

Formula

Accessibility

Answer Area

Error message

Unknown or unsupported in namespace

Invalid arguments

Revise screen name

Area

- A. Mastered
B. Not Mastered

Answer: A

Areas

Function

Formula

Accessibility

Answer Area

Error message

Unknown or unsupported in namespace

Invalid arguments

Revise screen name

Area

Formula

Function

Accessibility

NEW QUESTION 295

- (Topic 4)

You have a Power Apps solution that includes three model-driven apps, a business process flow, and a scheduled flow. The solution is deployed to a datacentre in the United States.

You plan to deploy the solution to Canada.

You need to identify applicable government regulations for all components of the solution. Which three actions should you perform? Each correct answer presents part of the solution.

NOTE: Each correct selection is worth one point.

- A. View results in the Service Trust portal.
- B. Check the results of the Solution checker.
- C. Identify regulations for the region where the tenant resides.
- D. Identify all regulations for the region where the Common Data Service database resides.
- E. Configure data loss prevention (DLP) policies in the Power Platform Admin center.

Answer: ADE

Explanation:

A: The Microsoft Service Trust Portal provides a variety of content, tools, and other resources about Microsoft security, privacy, and compliance practices.

D: The Service Trust Portal contains details about Microsoft's implementation of controls and processes that protect our cloud services and the customer data therein.

Reference:

<https://docs.microsoft.com/en-us/microsoft-365/compliance/get-started-with-service-trust-portal>

NEW QUESTION 300

- (Topic 4)

A clothing retailer is creating a Power Virtual Agents chatbot in Microsoft Teams. The chatbot will use Microsoft Dataverse for Teams to provide sales metrics by store.

A user wants to be able to ask the chatbot to see all the sales for pants.

You need to configure the chatbot to provide sales data for pants even when a user enters the terms jeans, slacks, or trousers.

Which chatbot component should you use?

- A. Skills
- B. Tables
- C. Topics
- D. Supported languages
- E. Entities

Answer: E

Explanation:

Reference:

<https://docs.microsoft.com/en-us/power-virtual-agents/advanced-entities-slot-filling>

NEW QUESTION 301

- (Topic 4)

A company has 500 vendor records stored in a SQL table. Each record contains the

team wants to view the vendor records by using Power Apps. The team must be able to change the list results by applying filters. You need to display the vendor records in a canvas app. Which control should you use?

- A. Text
- B. Form
- C. Chart
- D. Gallery

Answer: D

NEW QUESTION 305

HOTSPOT - (Topic 4)

HOTSPOT

A bicycle shop uses Microsoft Dataverse to track bicycle rentals and renter information. The bicycle shop has a standalone tablet with a canvas app. Renters use the app to check out bicycles. Only one renter at a time can check out bicycles.

Multiple renters can rent as a team. You must expand the app to allow team rentals in one step. All team members must be registered under a single phone number.

You need to modify the canvas app to display team and team member information, along with bicycle information

Which UI elements should you use for each requirement? To answer, select the appropriate options in the answer area

NOTE: Each correct selection is worth one point.

Answer Area

Requirement	UI element
Phone number lookup	<div>Choice</div> <div>Text input</div> <div>Choice</div> <div>Pen input</div>
Team members and their bicycles	<div>Gallery</div> <div>List box</div> <div>Container</div> <div>Data table</div> <div>Gallery</div>

- A. Mastered
- B. Not Mastered

Answer: A

Explanation:

Answer Area

Requirement	UI element
Phone number lookup	<div>Choice</div>
Team members and their bicycles	<div>Gallery</div>

NEW QUESTION 306

- (Topic 4)

Note: This question is part of a series of questions that present the same scenario. Each question in the series contains a unique solution that might meet the stated goals. Some question sets might have more than one correct solution, while others might not have a correct solution. After you answer a question in this section, you will NOT be able to return to it. As a result, these questions will not appear in the review screen.

You are creating a canvas app.

You need to automatically detect bicycles in pictures taken with the camera. Proposed solution:

- ? Create a Prediction custom model in AI Builder.
- ? Train the model with pictures of bicycles and then publish the trained model.
- ? Add the Object Detector control to your canvas app.

Does the solution meet the goal?

- A. Yes
- B. No

Answer: B

Explanation:

Instead create an Object Detection custom model

Note: AI Builder prediction models analyze patterns in historical data that you provide. Prediction models learn to associate those patterns with outcomes. Then, we use the power of AI to detect learned patterns in new data, and use them to predict future outcomes.

Reference:

<https://docs.microsoft.com/en-us/ai-builder/prediction-overview>

NEW QUESTION 310

HOTSPOT - (Topic 4)

You are creating a capacity planning dashboard with Power BI desktop.

The dashboard must be able to be used within a model-driven manufacturing planning app as well as be embedded within a Microsoft Teams channel.

The data sources are as follows:

You need to determine the appropriate method for accomplishing each task.

Which methods should you use? To answer, select the appropriate options in the answer area.

NOTE: Each correct selection is worth one point.

Task	Method
Connect to the ERP system.	<div></div> <div>Use a Data Gateway</div> <div>Use a Custom Connector</div> <div>Use a Service Content Pack</div>
Create the relationship between the employee file and the work estimates.	<div></div> <div>Create a composite model</div> <div>Create an aggregated table</div> <div>Create entity relationships in the CDS Solution Explorer</div>
Create calculations for work remaining, remaining budget.	<div></div> <div>Create a Data Analysis Expressions formula</div> <div>Create an aggregated table</div> <div>Create a modeling view</div>

- A. Mastered
- B. Not Mastered

Answer: A

Explanation:

Box 1: Use a Date Gateway

You can install an on-premises data gateway on the same local computer as SQL Server (in production, it would typically be a different computer).

Box 2: Create an entity relationship in CDS Solution Explorer You can create relationships with CDS Solution Explorer.

Box 3: Create an aggregate table

Rollup columns help users obtain insights into data by monitoring key business metrics. A rollup column contains an aggregate value computed over the rows related to a specified row. This includes regular tables and activity tables such as emails and appointments.

NEW QUESTION 311

- (Topic 4)

A company has hundreds of warehouses. You are developing an app for the shipping department at the company. The app must be able to provide the warehouse address for shipments. You need to create the warehouse field on the app form. Which field type should you use?

- A. Chores
- B. Choice
- C. Text
- D. Lookup

Answer: D

NEW QUESTION 313

.....

Thank You for Trying Our Product

We offer two products:

1st - We have Practice Tests Software with Actual Exam Questions

2nd - Questons and Answers in PDF Format

PL-100 Practice Exam Features:

- * PL-100 Questions and Answers Updated Frequently
- * PL-100 Practice Questions Verified by Expert Senior Certified Staff
- * PL-100 Most Realistic Questions that Guarantee you a Pass on Your FirstTry
- * PL-100 Practice Test Questions in Multiple Choice Formats and Updatesfor 1 Year

100% Actual & Verified — Instant Download, Please Click
[Order The PL-100 Practice Test Here](#)