

Exam Questions MS-700

Managing Microsoft Teams

<https://www.2passeasy.com/dumps/MS-700/>



NEW QUESTION 1

- (Topic 5)

Your company has a Microsoft 365 subscription.

You need to prevent users from using Microsoft Teams to communicate with users in a partner company that uses an email domain named litewareinc.com.

What should you do from the Microsoft Teams admin center?

- A. Turn off guest access.
- B. Create a new messaging policy.
- C. Modify the External access settings.
- D. Create a new meeting policy.

Answer: C

NEW QUESTION 2

DRAG DROP - (Topic 5)

You have a Microsoft 365 ES subscription that uses Teams.

The sales department at your company requires that a toll-free number appear at the top of a list of numbers on Microsoft Outlook invites to Teams meetings.

Which four actions should you perform in sequence? To answer, move the appropriate actions from the list of actions to the answer area and arrange them in the correct order.

Actions		Answer Area
Assign a number to a resource account.		1
Request a user number.	>	2
Assign the Microsoft Teams Phone Standard - Virtual User license.	<	3
Purchase Communication Credits.		4
Request a service number.		
Assign a number to a conference bridge.		
Create and assign an Audio Conferencing policy.		

↑

↓

- A. Mastered
- B. Not Mastered

Answer: A

Explanation:

According to the Microsoft documentation¹, you can use Audio conferencing policies to manage audio conferencing toll and toll-free numbers to be displayed in meeting invites created by users within your organization. You can use one of the two automatically created policies or create and assign custom policies. To create a custom audio- conferencing policy, you need to follow these steps¹:

? In the left navigation of the Microsoft Teams admin center, go to Meetings > Audio conferencing.

? Select Add.

? Enter the name and description of the policy. The name can't contain special characters or be longer than 64 characters.

? Choose whether or not to Include toll-free numbers in meetings created by users of this policy.

? Under Phone numbers included in meeting invites, select Add phone number, and then select the toll-free number that you want to appear at the top of the list of numbers on Outlook invites to Teams meetings. You can also add other phone numbers that you want to include in the meeting invites.

? Select Save.

Therefore, based on this information, the correct sequence of actions is:

? Purchase Communication Credits.

? Request a service number.

? Assign a number to a resource account.

? Create and assign an Audio Conferencing policy.

NEW QUESTION 3

- (Topic 5)

You have a Microsoft 365 subscription that contains several Microsoft SharePoint Online sites.

You need to ensure that the content stored in a SharePoint modern team site named Sales is available from Microsoft Teams. The solution must ensure that when a new channel is added to a team, a folder for the channel is created in the Sales site.

Solution: From the Microsoft Teams client you create a new team and select From a group or team.

Does this meet the goal?

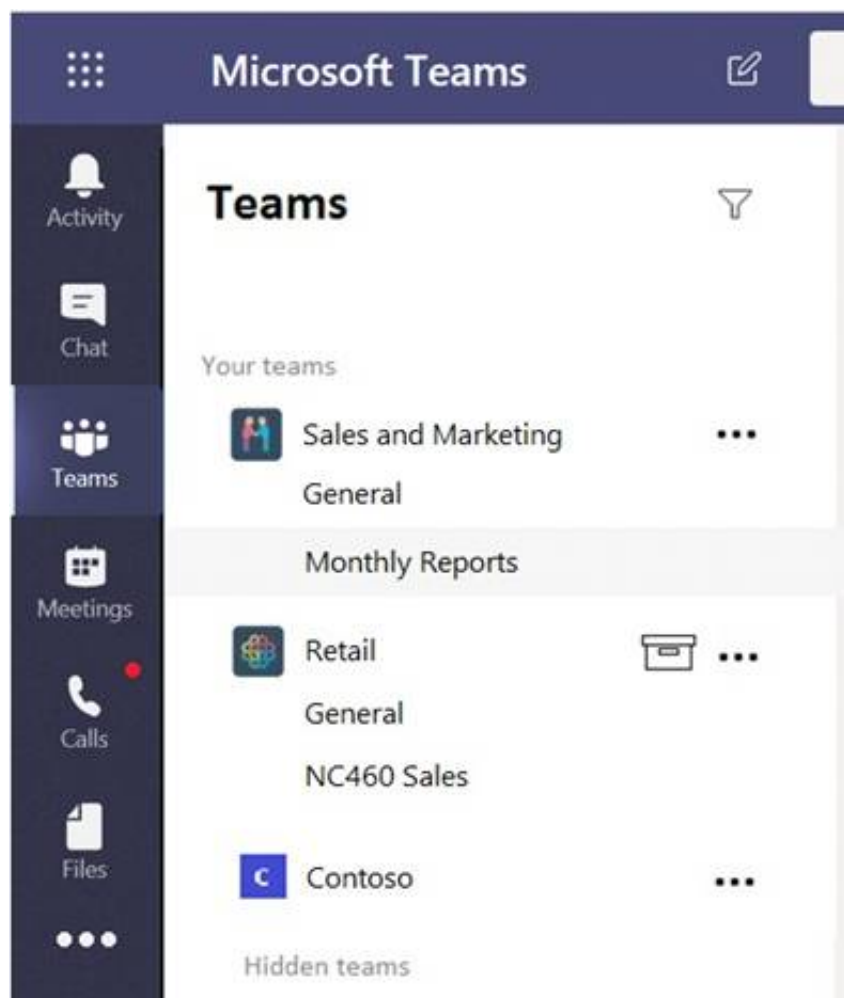
- A. Yes
- B. No

Answer: B

NEW QUESTION 4

- (Topic 5)

Your company has a Microsoft 365 subscription that contains the teams shown in the following exhibit.



Guest users report that they cannot create posts in Monthly Reports. You need to ensure that the guest users can post to Monthly Reports. What should you do?

- A. From the Microsoft Teams client, modify the privacy setting.
- B. From the Microsoft Teams admin center, modify the Guest access settings.
- C. From the Microsoft Teams client, modify the channel moderation preferences.
- D. From the Microsoft Teams admin center, modify the messaging policy.

Answer: B

Explanation:

Reference:

<https://docs.microsoft.com/en-us/microsoft-365/solutions/collaborate-as-team?view=o365-worldwide>

NEW QUESTION 5

HOTSPOT - (Topic 5)

You have a Microsoft 365 subscription that uses Microsoft Teams. You plan to deploy collaboration bars for Microsoft Teams.

You need to manage built-in software and firmware updates for the collaboration bars. The solution must use the principle of least privilege.

Which updates can be applied automatically, and which role is required to perform manual updates for the collaboration bars? To answer, select the appropriate options in the answer area.

NOTE: Each correct selection is worth one point.

Answer Area

Updates that can be applied automatically:	<div> <div>Firmware only</div> <div> <div>Firmware only</div> <div>Oem agent app only</div> <div>Company portal app only</div> <div>Teams app and Teams admin agent</div> </div> </div>
Role required to perform manual updates:	<div> <div>Teams Administrator</div> <div> <div>Teams Administrator</div> <div>Teams communication admin</div> <div>Teams communication support engineer</div> <div>Teams communication support specialist</div> </div> </div>

- A. Mastered
- B. Not Mastered

Answer: A

Explanation:

Answer Area

Updates that can be applied automatically:	<div> <div>Firmware only</div> <div> <div>Firmware only</div> <div>Oem agent app only</div> <div>Company portal app only</div> <div>Teams app and Teams admin agent</div> </div> </div>
Role required to perform manual updates:	<div> <div>Teams Administrator</div> <div> <div>Teams Administrator</div> <div>Teams communication admin</div> <div>Teams communication support engineer</div> <div>Teams communication support specialist</div> </div> </div>

NEW QUESTION 6

- (Topic 5)

Your company has a Microsoft 365 subscription.

A user named User5 cannot establish call from Microsoft Teams.

You review the Microsoft Teams client for User5 and discover that the dial pad is unavailable.

Other users at the company can establish calls successfully. You need to ensure that User5 can establish calls.

Which two actions should you perform? Each correct answer represents part of the solution.

NOTE: Each correct selection is worth one point.

- A. Modify the caller ID properties of User5.
- B. Assign a Phone System license to User5.
- C. Assign a SIP address to User5.
- D. Assign an app setup policy to User5.
- E. Enable User5 for Enterprise Voice.

Answer: BE

NEW QUESTION 7

- (Topic 5)

You have a Microsoft 365 subscription and an on-premises Active Directory domain that syncs by using Azure AD Connect.

You need to change the Membership type of a group from Assigned (static) to Dynamic User.

What should you use?

- A. Active Directory Users and Computers
- B. the Microsoft Teams client
- C. the Azure Active Directory admin center
- D. the Microsoft Teams admin center

Answer: C

NEW QUESTION 8

HOTSPOT - (Topic 5)

Your company has a Microsoft 365 subscription that uses Phone System. Two employees have the user account shown in the following table.

User name	Phone number	PSTN connectivity
User1	425-555-1212	Calling Plans
User2	425-555-1213	Direct Routing

The employees are leaving the company.

You need to ensure that the phone numbers can be reassigned to other employees as quickly as possible.

What should you use for each employee? To answer, select the appropriate options in the answer area.

NOTE: Each correct selection is worth one point.

User1:

The Azure Active Directory admin center

The Microsoft Teams admin center

The Set-CsUser cmdlet

User2:

The Azure Active Directory admin center

The Microsoft Teams admin center

The Set-CsUser cmdlet

- A. Mastered
- B. Not Mastered

Answer: A

Explanation:

User1:

- The Azure Active Directory admin center
- The Microsoft Teams admin center
- The Set-CsUser cmdlet

User2:

- The Azure Active Directory admin center
- The Microsoft Teams admin center
- The Set-CsUser cmdlet

NEW QUESTION 9

- (Topic 5)

You have a Microsoft 365 subscription that uses Microsoft Teams.

A user reports an error when he attempts to share his screen during meetings by using the Microsoft Teams Windows Desktop client.

You need to collect the Microsoft Teams client log files from the user's device. What should you do?

- A. From the Microsoft Teams client settings, select Disable GPU hardware acceleration.
- B. Select Ctrl + Alt + Shift + 1.
- C. Select the Windows logo key + Alt + Shift + 1
- D. From the Microsoft Teams client settings, select Enable logging for meeting diagnostics.

Answer: B

Explanation:

Reference:

<https://docs.microsoft.com/en-us/microsoftteams/log-files>

NEW QUESTION 10

- (Topic 5)

Note: This question is part of a series of questions that present the same scenario. Each question in the series contains a unique solution that might meet the stated goals. Some question sets might have more than one correct solution, while others might not have a correct solution.

After you answer a question in this section, you will NOT be able to return to it. As a result, these questions will not appear in the review screen.

You company has a Microsoft 365 subscription and a Virtual Desktop Infrastructure (VDI) solution.

The company's Microsoft Teams upgrade policy is set to Teams only coexistence mode. You deploy the Microsoft Installer (MSI) package for Microsoft Teams to the VDI solution.

Several months later, users of the VDI solution report that their workstation is missing several new Microsoft Teams features.

You need to ensure that the VDI solution users can use the new Microsoft Teams features. Solution: You run the Grant-CsTeamsUpgradePolicy cmdlet and specify the -PolicyName parameter.

Does this meet the goal?

- A. Yes
- B. No

Answer: B

Explanation:

Reference:

<https://docs.microsoft.com/en-us/microsoftteams/teams-client-update> <https://docs.microsoft.com/en-us/microsoftteams/teams-for-vdi#install-teams-on-vdi>

NEW QUESTION 10

- (Topic 5)

You have a Microsoft 365 subscription that uses Microsoft Teams. Users report poor call quality.

You need to identify whether Teams calls use TCP or UDP. What should you review in the Microsoft Call Quality Dashboard?

- A. Quality of Experience Reports
- B. Quality Drill Down Reports
- C. Endpoint Reports
- D. Reliability Reports

Answer: C

Explanation:

According to the Microsoft documentation³, you can use Endpoint Reports in the Microsoft Call Quality Dashboard (CQD) to identify whether Teams calls use TCP or UDP. Endpoint Reports show information about the devices and networks used in Teams calls and meetings, such as device name, manufacturer, model, OS version, network type, IP address, and transport protocol (TCP or UDP).

To access Endpoint Reports in CQD, you need to follow these steps³:

? Sign in to CQD with your admin account.

? In the left navigation pane, select Reports > Endpoint.

? In the report list page, select one of the predefined endpoint reports, such as Endpoint by Manufacturer or Endpoint by Network Type.

? In the report details page, you can see various metrics and filters for the selected report. You can also customize the report by adding or removing dimensions and measures.

? To see whether Teams calls use TCP or UDP, you need to add Transport Protocol as a dimension to the report. To do this, select Add dimension, and then select Transport Protocol from the drop-down list.

? The report will show the distribution of TCP and UDP usage for Teams calls based on the selected report type.

NEW QUESTION 14

- (Topic 5)

You have a Microsoft 365 subscription that uses Microsoft Teams.

You need to identify which teams were inactive during the past 90 days. What should you use?

- A. Teams advisor
- B. the Office 365 Groups activity report
- C. the Teams user activity report
- D. the Teams usage report

Answer: D

Explanation:

According to the Microsoft documentation¹, you can use the Teams usage report in the Microsoft Teams admin center to get an overview of the usage activity in Teams. This includes the number of active users, channels, guests, and post messages via chat and conversations to know how many users in each team are actively using Teams to communicate and collaborate. However, this report only shows the last 7 or 28 days of activity of teams, which may not be enough to identify inactive teams over a longer period. Alternatively, you can use PowerShell scripts to generate activity reports that check the audit records of inactive teams and provide an HTML report file based on SharePoint site activity in the group's document library in the past 90 days and conversations that occurred in the mailbox in the past year². However, this method requires writing complex and time-consuming PowerShell commands, which may not be feasible for administrators who need to produce multiple reports on a daily basis.

Another method to detect inactive teams in your Teams environment is by setting an expiration policy for the associated group in Azure AD. This notifies the owner of the team or group by sending an email to renew or delete the team after specified days if no activity is detected³. However, this method also has some drawbacks, such as:

? The owner may fail to notice the email or renew the team within the timeline of the configured policy, resulting in the team being deleted automatically and not being restorable after 30 days.

? The expiration policy applies to all Microsoft 365 groups in an Azure AD organization, not just Teams. This may affect other groups that are not related to Teams.

? The expiration policy requires Azure AD Premium licenses for the members of all groups to which the policy is applied.

Therefore, based on this information, the correct answer is D. the Teams usage report. This report is the most straightforward and accessible way to find inactive teams in Microsoft Teams, even though it has some limitations. The other options are either not related to finding inactive teams (Teams advisor) or require additional licenses or permissions (the Office 365 Groups activity report and the Teams user activity report).

NEW QUESTION 18

- (Topic 5)

Note: This question is part of a series of questions that present the same scenario. Each question in the series contains a unique solution that might meet the stated goals. Some question sets might have more than one correct solution, while others might not have a correct solution.

After you answer a question in this section, you will NOT be able to return to it. As a result, these questions will not appear in the review screen.

Your company has a Microsoft 365 subscription and a Virtual Desktop Infrastructure (VDI) solution.

The company's Microsoft Teams upgrade policy is set to Teams only coexistence mode. You deploy the Microsoft Installer (MSI) package for Microsoft Teams to the VDI solution.

Several months later, users of the VDI solution report that their workstation is missing several new Microsoft Teams features.

You need to ensure that the VDI solution users can use the new Microsoft Teams features. Solution: You run the Get-WUInstall cmdlet and specify the -AcceptAll parameter.

Does this meet the goal?

- A. Yes
- B. No

Answer: B

Explanation:

Reference:

<https://docs.microsoft.com/en-us/microsoftteams/teams-client-update> <https://docs.microsoft.com/en-us/microsoftteams/teams-for-vdi#install-teams-on-vdi>

NEW QUESTION 22

- (Topic 5)

Note: This question is part of a series of questions that present the same scenario. Each question in the series contains a unique solution that might meet the stated goals. Some question sets might have more than one correct solution, while others might not have a correct solution.

After you answer a question in this section, you will NOT be able to return to it. As a result, these questions will not appear in the review screen.

Your company has a Microsoft 365 subscription.

You plan to configure the environment to allow external users to collaborate in Microsoft Teams by using guest access.

The company implements a new security policy that has the following requirements:

? Only guest users from specific domains must be allowed to connect to collaborate by using Microsoft Teams.

? Guest users must be prevented from inviting other guests.

You need to recommend a solution to meet the security policy requirements.

Solution: From the Azure Active Directory, you modify the External collaboration settings. Does this meet the goal?

- A. Yes
- B. No

Answer: A

Explanation:

<https://docs.microsoft.com/en-us/azure/active-directory/b2b/delegate-invitations>

NEW QUESTION 26

- (Topic 5)

Note: This question is part of a series of questions that present the same scenario. Each question in the series contains a unique solution that might meet the stated goals. Some question sets might have more than one correct solution, while others might not have a correct solution.

After you answer a question in this section, you will NOT be able to return to it. As a result, these questions will not appear in the review screen.

Your company has a Microsoft 365 subscription.

You need to prevent temporary employees from using the private chat feature in Microsoft Teams.

Solution: You create a messaging policy and assign the policy to the users. Does this meet the goal?

A. Yes

B. No

Answer: B

NEW QUESTION 30

- (Topic 5)

Note: This question is part of a series of questions that present the same scenario. Each question in the series contains a unique solution that might meet the stated goals. Some question sets might have more than one correct solution, while others might not have a correct solution.

After you answer a question in this section, you will NOT be able to return to it. As a result, these questions will not appear in the review screen.

Your company has a Microsoft 365 subscription.

You need to prevent temporary employees from using the private chat feature in Microsoft Teams.

Solution: You create a teams policy and assign the policy to the users. Does this meet the goal?

A. Yes

B. No

Answer: B

NEW QUESTION 35

- (Topic 5)

Your company has a Microsoft 365 subscription.

You have a Microsoft Teams team named Sales that is set to Private.

Users report that they can view the Sales team from a list of suggested teams. You need to hide the team from the list of suggested teams.

What should you do from the Microsoft Teams client?

A. Modify the Team discovery settings.

B. Select the Hide team option.

C. Modify the team privacy settings.

D. Modify the team member permissions.

Answer: A

Explanation:

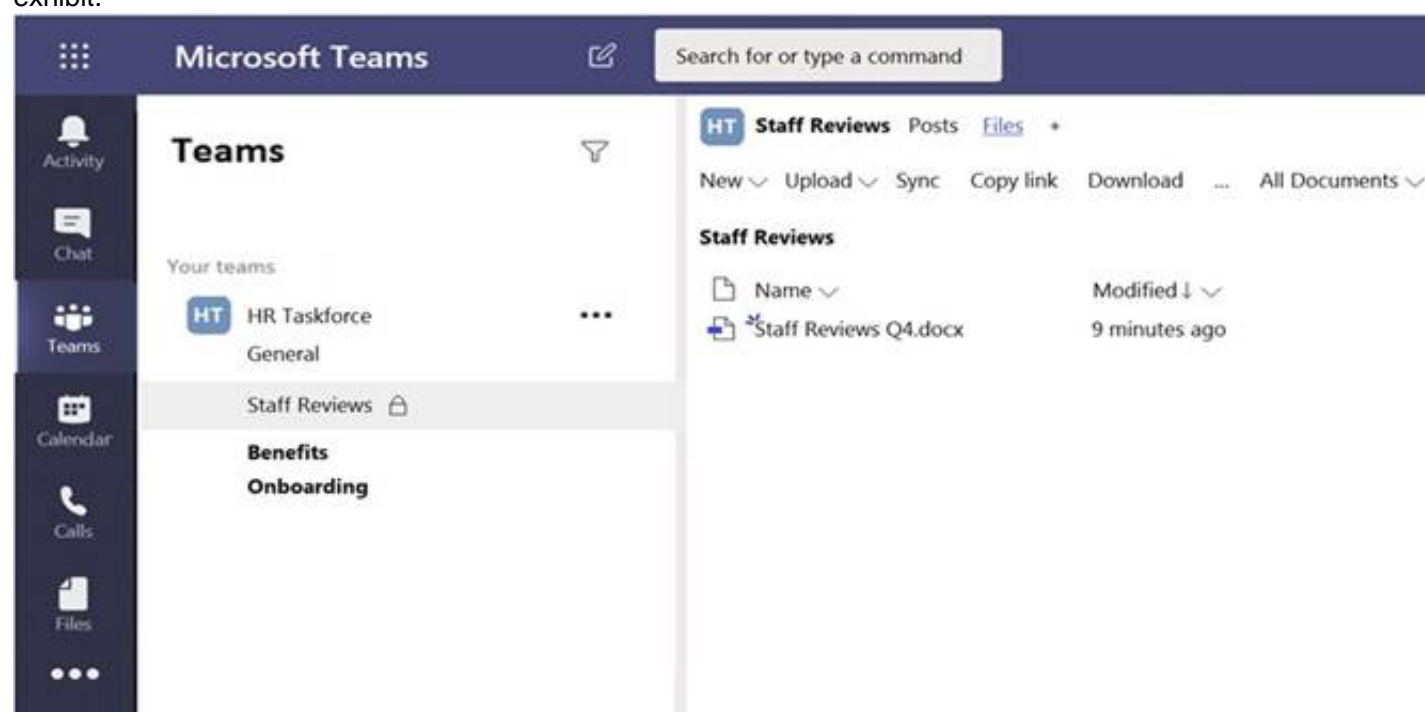
Reference:

<https://docs.microsoft.com/en-us/microsoftteams/manage-discovery-of-private-teams#set-whether-existing-private-teams-are-discoverable>

NEW QUESTION 38

HOTSPOT - (Topic 5)

Your company has a Microsoft Teams deployment that contains a team named HR Taskforce. The members of HR Taskforce are shown in the HR Taskforce exhibit.



The members of a private channel named Staff Reviews are shown in the Members exhibit.

Microsoft Teams

Search for or type a command

Teams

Your teams

- X1050 Launch Team
- HR Taskforce**
- General
- Benefits
- Onboarding
- Staff Reviews
- Business Development

Join or create a team

HR Taskforce

Welcome to the HR Taskforce team.

Members Pending Requests Settings Analytics Apps Channels

Search for members

Owners (1)

Name	Title	Location	Tags	Role
Megan Bowen	Auditor	12/1110		Owner

Members and Guests (18)

Name	Title	Location	Tags	Role
Lee Gu	CVP Research & Development	23/1101		Member
Patti Fernandez	President	15/1102		Member
Emily Braun	Budget Analyst	97/2502		Member
Grady Archic	CVP Legal	19/2109		Member
Christie Cline	Sn VP Sales & Marketing	131/2105		Member
Pradeep Gupta	Accountant II	98/2202		Member

The files in the Staff Reviews channel are shown in the Files exhibit.

Microsoft Teams

Search for or type a command

Teams

Your teams

- HR Taskforce
- General
- Staff Reviews**
- Benefits
- Onboarding

HR Taskforce > Staff Reviews

Process and documentation for staff reviews.

Members Settings

Search for members

Owners (1)

Name	Title	Location	Role
Patti Fernandez	President	15/1102	Owner

Members and Guests (1)

Name	Title	Location	Role
Emily Braun	Budget Analyst	97/2502	Member

For each of the following statements, select Yes if the statement is true. Otherwise, select No.
 NOTE: Each correct selection is worth one point

Statements	Yes	No
A user named Megan Bowen can view the name, description, and owner of the Staff Reviews channel.	<input type="radio"/>	<input type="radio"/>
A user named Megan Bowen can open the Staff Reviews Q4.docx file.	<input type="radio"/>	<input type="radio"/>
A user named Megan Bowen can add new members to the Staff Reviews channel.	<input type="radio"/>	<input type="radio"/>

- A. Mastered
 B. Not Mastered

Answer: A

Explanation:

Statements	Yes	No
A user named Megan Bowen can view the name, description, and owner of the Staff Reviews channel.	<input checked="" type="radio"/>	<input type="radio"/>
A user named Megan Bowen can open the Staff Reviews Q4.docx file.	<input type="radio"/>	<input checked="" type="radio"/>
A user named Megan Bowen can add new members to the Staff Reviews channel.	<input type="radio"/>	<input checked="" type="radio"/>

NEW QUESTION 40

- (Topic 5)

Note: This question is part of a series of questions that present the same scenario. Each question in the series contains a unique solution that might meet the stated goals. Some question sets might have more than one correct solution, while others might not have a correct solution.

After you answer a question in this section, you will NOT be able to return to it. As a result, these questions will not appear in the review screen.

Your company has a Microsoft 365 subscription.

You need to prevent temporary employees from using the private chat feature in Microsoft Teams.

Solution: You create an app permission policy and assign the policy to the users. Does this meet the goal?

A. Yes

B. No

Answer: B

NEW QUESTION 41

- (Topic 5)

Your company has a Microsoft 365 subscription.

When making voice calls from Microsoft Teams, users report poor call quality at specific times of the day.

You need to verify whether Quality of Service (QoS) is being applied to the calls. What should you use?

A. the Microsoft Teams client

B. Microsoft Call Quality Dashboard

C. Network Testing Companion

D. Network Monitor

Answer: D

Explanation:

References:

<https://docs.microsoft.com/en-us/microsoftteams/qos-in-teams#validate-the-qos-implementation>

NEW QUESTION 46

- (Topic 5)

Your company has a Microsoft 365 E5 subscription.

The company uses Microsoft Skype for Business Online and plans to upgrade to Microsoft Teams.

The network contains the following devices:

? 100 computers that run Windows 10

? 50 Android devices

? 50 iPhone devices

All the devices have the Skype for Business app installed. You need to deploy Microsoft Teams to all the devices. What should you do?

A. From the Microsoft Teams admin center, set Download the Teams app in the background for Skype forBusiness users to On.

B. Create a Group Policy Object (GPO) that contains an app package, and then link the GPO.

C. From the Microsoft Teams admin center, create an app setup policy that includes the Microsoft Teamsapp, and then assign the policy to all users.

D. From the Microsoft Intune, push Microsoft Teams to all the devices.

Answer: D

Explanation:

<https://docs.microsoft.com/en-us/microsoftteams/setting-your-coexistence-and-upgrade-settings>

NEW QUESTION 51

SIMULATION - (Topic 4)

Task 12

you need to create a Microsoft 365 group named TeamsAdmin that can manage Teams Phone configurations without being able to manage teams and channels.

A. Mastered

B. Not Mastered

Answer: A

Explanation:

To create a Microsoft 365 group named TeamsAdmin that can manage Teams Phone configurations without being able to manage teams and channels, you need to use PowerShell to create the group and assign the Teams Communications Administrator role to it. Here are the steps to follow:

? Install the Azure Active Directory PowerShell for Graph module by running the following cmdlet: Install-Module -Name AzureAD

? Connect to Azure Active Directory by running the following cmdlet and entering your Microsoft 365 username and password:

Connect-AzureADCreate a new Microsoft 365 group named TeamsAdmin by running the following cmdlet:

New-AzureADMSGGroup -DisplayName "TeamsAdmin" -Description "Group for managing Teams Phone configurations" -MailEnabled \$false -MailNickName "TeamsAdmin" - SecurityEnabled \$true -GroupTypes "Unified"

? Get the object ID of the new group by running the following cmdlet:

Get-AzureADMSGGroup -Filter "DisplayName eq 'TeamsAdmin'"

? Copy the object ID from the output and assign it to a variable, such as \$groupID, by running the following cmdlet:

\$groupID = "your-object-id"

Install-Module -Name MicrosoftTeams

? Connect to Microsoft Teams by running the following cmdlet and entering your Microsoft 365 username and password:

Connect-MicrosoftTeams

? Get the role ID of the Teams Communications Administrator role by running the following cmdlet:

Get-CsOnlineRole -Identity "Teams Communications Administrator"

? Copy the role ID from the output and assign it to a variable, such as \$roleID, by running the following cmdlet:

```
$roleID = "your-role-id"
```

? Assign the Teams Communications Administrator role to the TeamsAdmin group by running the following cmdlet:

New-CsOnlineRoleAssignment -SecurityGroupId \$groupId -RoleDefinitionName \$roleID Now, you have created a Microsoft 365 group named TeamsAdmin that can manage Teams Phone configurations without being able to manage teams and channels. You can add members to this group by using the Azure Active Directory admin center or PowerShell.

NEW QUESTION 56

SIMULATION - (Topic 4)

Task 7

You need to acquire a dedicated Microsoft dial-in bridge number from either 431 or 343 area codes in Canada.

- A. Mastered
- B. Not Mastered

Answer: A

Explanation:

To acquire a dedicated Microsoft dial-in bridge number from either 431 or 343 area codes in Canada, you need to use the Teams admin center to request and assign a service number. A service number is a type of phone number that can handle hundreds of simultaneous calls and is used for services such as audio conferencing, auto attendants, and call queues. Here are the steps to follow:

? Sign in to the Teams admin center with your Microsoft 365 username and password1.

? In the left navigation, go to Voice > Phone numbers.

? Click Add (+) and then select New service numbers.

? In the New service numbers pane, select the country or region as Canada, the number type as Toll or Toll-free, and the location as Manitoba (for 431 area code) or Ontario (for 343 area code).

? Enter the quantity of numbers that you need and then click Next.

? Review your order details and then click Submit request.

? Wait for an email confirmation that your request has been processed. This may take up to 24 hours.

? After you receive the confirmation email, go back to the Teams admin center and click Refresh on the Phone numbers page. You should see the new service numbers that you requested.

? To assign a service number to your audio conferencing bridge, go to Meetings > Conference bridges and then click Edit next to Default toll or toll-free number.

? In the Edit default toll or toll-free number pane, select one of the new service numbers that you acquired from the drop-down menu and then click Apply.

Now, you have acquired and assigned a dedicated Microsoft dial-in bridge number from either 431 or 343 area codes in Canada.

NEW QUESTION 60

SIMULATION - (Topic 4)

Task 10

You need to set Microsoft SharePoint as the only cloud storage option for all teams.

- A. Mastered
- B. Not Mastered

Answer: A

Explanation:

To set Microsoft SharePoint as the only cloud storage option for all teams, you need to use the Teams admin center to disable the third-party cloud storage services. Here are the steps to follow:

? Sign in to the Teams admin center with your Microsoft 365 username and password1.

? In the left navigation, go to Org-wide settings > Services & add-ins.

? Under Cloud file storage, click Manage.

? In the Cloud file storage pane, turn off the toggles for Box, Dropbox, Google Drive, and Citrix ShareFile. This will disable these services for all teams and users in your organization.

? Click Save.

Now, Microsoft SharePoint will be the only cloud storage option for all teams. Users will be able to access SharePoint files from the Files tab in each team channel or from the Files app on the left side of Teams.

NEW QUESTION 65

- (Topic 2)

You need to create a team for the sales department. What should you do first?

- A. Create an Office 365 group and modify the membership rule for the group.
- B. From PowerShell, run the Add-AzureAdGroupMember cmdlet.
- C. From PowerShell, run the New-Team cmdlet.
- D. Create a team and select Build a team from scratch.

Answer: A

Explanation:

Reference:

<https://docs.microsoft.com/en-us/microsoftteams/dynamic-memberships>

NEW QUESTION 67

HOTSPOT - (Topic 2)

You need to recommend a solution to perform the network validation tasks for the platform upgrade.

Which tool and role should you recommend for each user? To answer, select the appropriate options in the answer area.

NOTE: Each correct selection is worth one point.

User name	Tool	Role
Admin5	<div>▼</div> <div>Microsoft Call Quality Dashboard</div> <div>Network Monitor</div> <div>Network Planner</div> <div>Network Testing Companion</div>	<div>▼</div> <div>Teams Communications Administrator</div> <div>Teams Communications Support Engineer</div> <div>Teams Communications Support Specialist</div>
Admin6	<div>▼</div> <div>Microsoft Call Quality Dashboard</div> <div>Network Monitor</div> <div>Network Planner</div> <div>Network Testing Companion</div>	<div>▼</div> <div>Teams Communications Administrator</div> <div>Teams Communications Support Engineer</div> <div>Teams Communications Support Specialist</div>

- A. Mastered
 B. Not Mastered

Answer: A

Explanation:

User name	Tool	Role
Admin5	<div>▼</div> <div>Microsoft Call Quality Dashboard</div> <div>Network Monitor</div> <div>Network Planner</div> <div>Network Testing Companion</div>	<div>▼</div> <div>Teams Communications Administrator</div> <div>Teams Communications Support Engineer</div> <div>Teams Communications Support Specialist</div>
Admin6	<div>▼</div> <div>Microsoft Call Quality Dashboard</div> <div>Network Monitor</div> <div>Network Planner</div> <div>Network Testing Companion</div>	<div>▼</div> <div>Teams Communications Administrator</div> <div>Teams Communications Support Engineer</div> <div>Teams Communications Support Specialist</div>

NEW QUESTION 69

- (Topic 1)

You need to configure the environment to meet the technical requirements for guest users. What should you modify from the Microsoft Teams admin center?

- A. the global app permission policy
 B. the Org-wide settings
 C. the global meeting policy
 D. the global messaging policy

Answer: C

Explanation:

Microsoft Teams admin center > Org-wide settings > Guest access > Make private calls = off.

NEW QUESTION 74

- (Topic 1)

You need to configure the user accounts of the sales department users to meet the security requirements.

What should you do for each user?

- A. From the Microsoft Teams admin center, set the Microsoft Teams upgrade policy to Skype for Business with Teams collaboration and meetings coexistence mode.
 B. From PowerShell, run the Grant-CsTeamsUpgradePolicy -PolicyName SfBWithTeamsCollab cmdlet.
 C. From PowerShell, run the Grant-CsTeamsUpgradePolicy -PolicyName Islands cmdlet.
 D. From the Microsoft Teams admin center, set the Microsoft Teams upgrade policy to Skype for Business coexistence mode.

Answer: A

Explanation:

Reference:

<https://docs.microsoft.com/en-us/microsoftteams/teams-and-skypeforbusiness-coexistence-andinteroperability>

NEW QUESTION 78

- (Topic 1)

You need to resolve the membership issues for the two pilot users. What should you do?

- A. Modify the department attribute of both users.
- B. Invite both users to the HR team.
- C. Add both users to the HR group.
- D. Modify the privacy level of the HR team.

Answer: A

NEW QUESTION 83

- (Topic 1)

You need to configure the environment to meet the security requirements for the R&D group.
What should you do first?

- A. Start the information barrier policy application.
- B. Add an identity provider.
- C. Create two information barrier segments.
- D. Create one information barrier policy.

Answer: C

Explanation:

Create information barrier segments first, then create information barrier policy based on the segments then start the information barrier application.

Reference:

<https://docs.microsoft.com/en-us/microsoft-365/compliance/information-barriers-policies>

NEW QUESTION 88

HOTSPOT - (Topic 5)

You have a Microsoft 365 subscription.

You need to create a new Microsoft Teams team named Human Resources that meets the following requirements:

- ? All join requests must be approved by an owner of the team.
 - ? The URL for the Microsoft SharePoint Online site of the team must be /teams/HR.
 - ? Two users named jane@contoso.com and bob@contoso.com must be assigned as team owners.
- How should you complete the PowerShell command? To answer, select the appropriate options in the answer area.
NOTE: Each correct selection is worth one point.

Connect-MicrosoftTeams
\$TeamId = New-Team -DisplayName "Human Resources" ▼ Private

-Classification
 -ShowInTeamsSearchAndSuggestions
 -Template
 -Visibility

-Owner jane.doe@contoso.com -MailNickName ▼

HR
 /sites/HR
 /teams/HR

▼ -GroupId \$TeamId.GroupId -User bob@contoso.com -Role Owner

Add-TeamChannelUser
 Add-TeamUser
 Set-Team
 Set-TeamMemberSettings

- A. Mastered
- B. Not Mastered

Answer: A

Explanation:

Connect-MicrosoftTeams
\$TeamId = New-Team -DisplayName "Human Resources" ▼ Private

-Classification
 -ShowInTeamsSearchAndSuggestions
 -Template
 -Visibility

-Owner jane.doe@contoso.com -MailNickName ▼

HR
 /sites/HR
 /teams/HR

▼ -GroupId \$TeamId.GroupId -User bob@contoso.com -Role Owner

Add-TeamChannelUser
 Add-TeamUser
 Set-Team
 Set-TeamMemberSettings

NEW QUESTION 89

- (Topic 5)

You have a Microsoft 365 E5 subscription that uses Microsoft Teams Users report poor call quality.
You need to identify the source of the call quality issues and which locations are affected. What should you do first?

- A. Run the Teams device usage report.
- B. Run the Teams user activity report.
- C. Upload building data to the Call quality dashboard.
- D. Upload reporting labels for each location.

Answer: C

NEW QUESTION 90

HOTSPOT - (Topic 5)

You have a Microsoft 365 subscription that has the licenses shown in the following table.

Type	Amount
Domestic Calling Plan	100
Phone System	100
Audio Conferencing	35

What is the maximum number of user phone numbers and toll-free service numbers you can acquire? To answer, select the appropriate options in the answer area.

NOTE: Each correct selection is worth one point.

User phone numbers:

▼

100

120

235

Toll-free service numbers:

▼

30

100

135

- A. Mastered
- B. Not Mastered

Answer: A

Explanation:

User phone numbers:

▼

100

120

235

Toll-free service numbers:

▼

30

100

135

NEW QUESTION 94

- (Topic 5)

You plan to implement a pilot project on Phone System for 100 users. The pilot project will use a Microsoft Calling Plan.

You need to ensure that the users can establish calls to the PSTN. Which cmdlets should you run?

- A. Set-AzureADUserLicense, Set-CSUser, and Set-AzureADUser
- B. Grant-CsOnlineVoiceRoutingPolicy, Set-CsOnlineVoiceUser, and Set-CSUser
- C. Set-AzureADUser, Grant-CsOnlineVoiceRoutingPolicy, and Set-CsOnlineVoiceUser
- D. Set-AzureADUserLicense, Set-CsOnlineVoiceUser, and Set-CSUser

Answer: D

Explanation:

A Microsoft Calling plan requires an additional license. The three cmdlets in this answer assign a phone system license to the user, assigns a phone number to the user and enables the user for Enterprise Voice.

Reference:

<https://docs.microsoft.com/en-us/microsoftteams/calling-plans-for-office-365> <https://docs.microsoft.com/en-us/microsoftteams/set-up-calling-plans>

NEW QUESTION 98

HOTSPOT - (Topic 5)

You need to install the Microsoft Viva Connections application in Microsoft Teams for a specific group.

How should you complete the PowerShell cmdlets? To answer, select the appropriate options in the answer area.

NOTE: Each correct selection is worth one point.

Answer Area

- A. Mastered
- B. Not Mastered

Answer: A

Explanation:

Answer Area

NEW QUESTION 100

- (Topic 5)

You have a Microsoft Office 365 subscription.

You discover that apps from a third-party publisher have security issues. You need to block all apps from the publisher.

What should you use in the Microsoft Teams admin center?

- A. Org-wide app settings
- B. Policy packages
- C. Permission policies
- D. Manage apps

Answer: D

Explanation:

Reference:

<https://docs.microsoft.com/en-us/microsoftteams/manage-apps>

NEW QUESTION 102

- (Topic 5)

Your company has a Microsoft 365 subscription.

All users have a computer that runs Windows 10 and has Microsoft Teams installed. A user reports the following issues:

? Users lose their connection during screen sharing.

? The user selection process takes too long to complete.

? The Microsoft Teams client crashes and restarts automatically.

You need to view the Microsoft Teams debug logs to troubleshoot the issues. What should you do?

- A. From the Microsoft Teams client, select F1. Open the ETL files in the %Appdata%\Microsoft\Teams\ folder.
- B. From the Microsoft Teams client, select Ctrl+Alt+Shift+1. Open the log files in the %Userprofile%\Downloads\ folder.
- C. From Event Viewer, open the Application log and filter the log for a keyword of MSTeams.
- D. Right-click the Microsoft Teams icon in the application tray, and then select Get log
- E. Open Logs.txt in the %Appdata%\Microsoft\Teams\ folder.

Answer: B

Explanation:

Reference:

<https://docs.microsoft.com/en-us/microsoftteams/log-files>

NEW QUESTION 104

- (Topic 5)

You have a Microsoft 365 E5 subscription that uses Microsoft Teams and contains the resources shown in the following table

Name	Type
Group1	Microsoft 365 group
Group2	Microsoft 365 group
App1	Custom Teams app
App2	Custom Teams app

You need to configure the subscription to meet the following requirements:

- App1 must be pinned only to the Teams desktop client of the users in Group1.
- App2 must be pinned only to the learns desktop client of the users in Groups. What should you do in the Microsoft Teams admin center?

- A. Modify the global (Org-wide default) app setup policy.
- B. Modify the global (Org-wide default) app permission policy.
- C. Create app permission policies.
- D. Create app setup policies.

Answer: D

NEW QUESTION 108

HOTSPOT - (Topic 5)

You have a Microsoft 365 subscription that uses Microsoft Teams. You need to create the resource accounts shown in the following table.

Name	Type	Phone number type
Resource1	Auto attendant	Online
Resource2	Shared mailbox	<i>Not applicable</i>
Resource3	Call queue	Online

Which resource accounts require licenses, and which type of license is required? To answer, select the appropriate options in the answer area. NOTE: Each correct selection is worth one point.

Answer Area

Resource accounts:

License type:

- A. Mastered
- B. Not Mastered

Answer: A

Explanation:

Answer Area

Resource accounts:

License type:

NEW QUESTION 112

HOTSPOT - (Topic 5)

You have a Microsoft 365 subscription that uses Microsoft Teams and contains a user named User1 and three groups named Group1 , Group2 and Group3. User1 is a member of Group1, Group2, and Group3.

The subscription has the meeting policies shown in the following table.

Name	Configuration
Global (Org-wide default)	Meet now in channels: On Transcription: Off
Policy1	Meet now in channels: Off Transcription: Off
Policy2	Meet now in channels: On Transcription: Off

Statements	Yes	No
Meet now in channels is turned off for User1.	<input type="radio"/>	<input type="radio"/>
Transcription is turned off for User1.	<input type="radio"/>	<input type="radio"/>
The Global (Org-wide default) policy applies to User1.	<input type="radio"/>	<input type="radio"/>

- A. Mastered
- B. Not Mastered

Answer: A

Explanation:

Statements	Yes	No
Meet now in channels is turned off for User1.	<input checked="" type="radio"/>	<input type="radio"/>
Transcription is turned off for User1.	<input checked="" type="radio"/>	<input type="radio"/>
The Global (Org-wide default) policy applies to User1.	<input type="radio"/>	<input checked="" type="radio"/>

NEW QUESTION 114

- (Topic 5)
Your company has a Microsoft 365 subscription.
A user invites an external user to join a Microsoft Teams meeting by using a Microsoft Outlook meeting invitation.
The external user cannot join the meeting.
You need to ensure that all external users can join Microsoft Team meetings. What should you do from the Microsoft Teams admin center?

- A. From Guest access in the Org-wide settings, set Allow guest access in Microsoft Teams to On.
- B. Edit the Meeting settings and set Anonymous users can join a meeting to On.
- C. Edit the global meeting policy and set Allow scheduling private meetings to On.
- D. Edit the live events policy and set Who can join live events to Everyone.

Answer: B

Explanation:

Reference:
<https://docs.microsoft.com/en-us/microsoftteams/meeting-settings-in-teams>

NEW QUESTION 118

DRAG DROP - (Topic 5)
Your company uses Teams and deploys the Yammer Communities app to all users.
The communications department at the company needs you to replace the image on the Teams app bar for the Communities app.
Which three actions should you perform in sequence? To answer, drag the appropriate reports to the correct requirements. Each report may be used once, more than once, or not at all.

Actions	Answer Area
From Customize store in the Microsoft Teams admin center, choose an image.	
Publish the app.	
From Manage apps in the Microsoft Teams admin center, select Customize .	
From Org-wide app settings, set Show tailored apps to On .	
Modify the Color icon and Outline icon settings.	

- A. Mastered
 B. Not Mastered

Answer: A

Explanation:

Actions	Answer Area
From Customize store in the Microsoft Teams admin center, choose an image.	
Publish the app.	
From Manage apps in the Microsoft Teams admin center, select Customize .	
From Org-wide app settings, set Show tailored apps to On .	
Modify the Color icon and Outline icon settings.	

NEW QUESTION 120

- (Topic 5)

Note: This question is part of a series of questions that present the same scenario. Each question in the series contains a unique solution that might meet the stated goals. Some question sets might have more than one correct solution, while others might not have a correct solution.

After you answer a question in this section, you will NOT be able to return to it. As a result, these questions will not appear in the review screen.

You company has a Microsoft 365 subscription and a Virtual Desktop Infrastructure (VDI) solution.

The company's Microsoft Teams upgrade policy is set to Teams only coexistence mode. You deploy the Microsoft Installer (MSI) package for Microsoft Teams to the VDI solution. Several months later, users of the VDI solution report that their workstation is missing several new Microsoft Teams features.

You need to ensure that the VDI solution users can use the new Microsoft Teams features. Solution: You uninstall the Microsoft Teams MSI package, and then reinstall a new

Microsoft Teams MSI package.

Does this meet the goal?

- A. Yes
 B. No

Answer: A

Explanation:

Reference:

<https://docs.microsoft.com/en-us/microsoftteams/teams-client-update> <https://docs.microsoft.com/en-us/microsoftteams/teams-for-vdi#install-teams-on-vdi>

NEW QUESTION 123

- (Topic 5)

Your company has a Microsoft 365 subscription that contains 20 teams.

You need to ensure that a team named Team1 is identified as Highly Confidential in the Microsoft Teams client.

What should you use?

- A. a classification label in the Azure Active Directory admin center
 B. a sensitivity label in the Security & Compliance admin center
 C. a supervisor policy in the Security & Compliance admin center
 D. a teams policy in the Microsoft Teams admin center

Answer: B

Explanation:

<https://docs.microsoft.com/en-us/microsoft-365/compliance/sensitivity-labels-teams-groups-sites>

NEW QUESTION 125

- (Topic 5)

Your company is upgrading from Microsoft Skype for Business Online to Microsoft Teams.

The company's Microsoft Teams upgrade policy is set to Islands coexistence mode. The company plans to maintain the coexistence mode for several months.

Several users report that they receive email messages about missed chat conversations. You need to recommend a solution to ensure that all the users receive chat messages.

Which two actions should you recommend? Each correct answer presents part of the solution.

NOTE: Each correct selection is worth one point.

- A. Install the Microsoft Teams clients on all the computers that run the Skype for Business clien
 B. Instruct the users to sign in to both client applications.
 C. Instruct the users to modify the permissions in the Microsoft Teams client.
 D. Modify the global app setup policy.

- E. Modify the global app permission policy.
- F. Install the Skype for Business client on all the computers that run the Microsoft Teams client.
- G. Instruct the users to sign in to both client applications.

Answer: AE

Explanation:

Reference:
<https://docs.microsoft.com/en-us/microsoftteams/teams-and-skypeforbusiness-coexistence-and-interopability>

NEW QUESTION 129

- (Topic 5)

Note: This question is part of a series of questions that present the same scenario. Each question in the series contains a unique solution that might meet the stated goals. Some question sets might have more than one correct solution, while others might not have a correct solution.

After you answer a question in this section, you will NOT be able to return to it. As a result, these questions will not appear in the review screen.

Your company has a Microsoft 365 subscription.

You plan to configure the environment to allow external users to collaborate in Microsoft Teams by using guest access.

The company implements a new security policy that has the following requirements:

? Only guest users from specific domains must be allowed to connect to collaborate by using Microsoft Teams.

? Guest users must be prevented from inviting other guests.

You need to recommend a solution to meet the security policy requirements.

Solution: From PowerShell, you run the New-AzureADPolicy and Set-AzureADPolicy cmdlets.

Does this meet the goal?

- A. Yes
- B. No

Answer: B

Explanation:

<https://www.petri.com/azure-active-directory-external-collaboration-policy>

NEW QUESTION 131

- (Topic 5)

Your company has a Microsoft 365 E5 subscription. You enable guest access for Microsoft Teams.

You need to prevent all users from downloading and opening files that contain malware by using Microsoft Teams channels.

What should you do first?

- A. From the Security & Compliance admin center, create a data loss prevention (DLP) policy.
- B. From the Azure Active Directory admin center, enable the End user protection baseline policy.
- C. From the Security & Compliance admin center, select Turn on ATP for SharePoint, OneDrive, and Microsoft Teams.
- D. From the Azure Active Directory admin center, add an identity provider.

Answer: C

NEW QUESTION 134

HOTSPOT - (Topic 5)

Your company has a Microsoft Office 365 subscription.








The assigned licenses are shown in the Licenses exhibit. (Click the Licenses tab.)

Office

Licenses

Select a product to view and assign licenses.
[Go to Products & services](#) to manage billing or buy more licenses.

⬇ Export ⌂ Refresh

Name ↑	Available quantity	Account type
 Microsoft 365 Domestic and International Calling Plan	41 available 9 assigned of 50 total	Organization
 Microsoft 365 Phone System - Virtual User	8 available 2 assigned of 10 total	Organization
 Microsoft Power Automate Free	9995 available 5 assigned of 10000 total	Organization
 Office 365 E3	13 available 12 assigned of 25 total	Organization
 Office 365 E5	34 available 16 assigned of 50 total	Organization
 Office 365 E5 without Audio Conferencing	5 available 0 assigned of 5 total	Organization
 Power BI (free)	Unlimited licenses 1 assigned	Organization

The available phone numbers are shown in the Phone numbers exhibit. (Click the Phone Numbers tab.)

Phone numbers

To set up calling features for users and services in your organization, you can get new numbers or port existing ones from a service provider. You can manage phone numbers including assigning, unassigning and releasing phone numbers for people or for services like audio conferencing, auto attendants or call queues. [Learn more](#)

Numbers

Order history

+ Add ↓ Port ✎ Edit

Match all of these conditions: Number starts with = 1952 ⊗

✓	Phone number	Location	Number type	Status
	+1 952 208 5221	Bloomington, United States	Users	Unassigned
	+1 952 208 5222	Bloomington, United States	Users	Unassigned
	+1 952 208 5223	Bloomington, United States	Users	Unassigned
	+1 952 222 8948	Bloomington, United States	Service	Unassigned
	+1 952 222 8963	Bloomington, United States	Service	Unassigned
	+1 952 222 8974	Bloomington, United States	Service	Unassigned

For each of the following statements, select Yes if the statement is true. Otherwise, select No.

NOTE: Each correct selection is worth one point.

Statements

Yes

No

Phone number +1 952 222 8948 can be assigned to a user.

☐
☐

Phone number +1 952 222 8948 can be assigned to a call queue.

☐
☐

Phone number +1 952 222 8948 can be assigned to a conference bridge.

☐
☐

- A. Mastered
- B. Not Mastered

Answer: A

Explanation:

Statements

Yes

No

Phone number +1 952 222 8948 can be assigned to a user.

☐
☒

Phone number +1 952 222 8948 can be assigned to a call queue.

☒
☐

Phone number +1 952 222 8948 can be assigned to a conference bridge.

☒
☐

NEW QUESTION 136

- (Topic 5)

You have a Microsoft 365 subscription that uses Microsoft Teams and 300 Microsoft Teams-certified IP phones. You need to locate, group, and filter the IP phones based on keywords. What should you use?

- A. device tags
- B. reporting labels
- C. a configuration profile
- D. a label policy

Answer: A

Explanation:

Reference:

<https://docs.microsoft.com/en-us/microsoftteams/devices/manage-device-tags>

NEW QUESTION 139

- (Topic 5)

Your company has 200 users.

You plan to upgrade all the users from Microsoft Skype for Business Online to Microsoft Teams. Enterprise Voice must be enabled for all users.

You need to recommend a coexistence mode for the Microsoft Teams upgrade policy. Which mode should you recommend?

- A. Skype for Business with Teams collaboration
- B. Islands
- C. Teams only
- D. Skype for Business with Teams collaboration and meetings

Answer: B

Explanation:

Reference:

<https://docs.microsoft.com/en-us/microsoftteams/setting-your-coexistence-and-upgrade-settings>

<https://docs.microsoft.com/en-us/microsoftteams/teams-and-skypeforbusiness-coexistence-and-interoperability>

NEW QUESTION 142

- (Topic 5)

You have a Microsoft 365 subscription that uses Microsoft Teams.

You need to ensure that Microsoft Teams audio, video, and screen sharing data is prioritized over other data types across the network.

What should you do from the Microsoft Teams admin center?

- A. Modify the global (Org-wide default) meeting policy and configure the Media bit rate (Kbs) setting.
- B. Modify the global (Org-wide default) meeting policy and configure the Mode for IP video setting.
- C. From the Meeting settings, select automatically use any available ports
- D. From the Meeting settings, set Insert Quality of Service (QoS) markers for real-time media traffic to On.

Answer: B

NEW QUESTION 143

- (Topic 5)

Your company has a Microsoft 365 subscription that uses Phone System and Calling Plans. You plan to implement a toll phone number for the helpdesk.

You need to implement the following call features for the helpdesk phone number:

? Must include a greeting and hold music

? Must bypass menu options when a call is established to the helpdesk

What two resources should you create? Each correct answer presents part of the solution.

NOTE: Each correct selection is worth one point.

- A. a call queue
- B. a call park
- C. an auto attendant
- D. a resource account
- E. a calling policy

Answer: AC

Explanation:

<https://docs.microsoft.com/en-us/microsoftteams/create-a-phone-system-call-queue>

<https://docs.microsoft.com/en-us/microsoftteams/teams-calling-policy>

NEW QUESTION 144

- (Topic 5)

You have a Microsoft 365 subscription that uses Microsoft Teams.

You need to ensure that only the following apps are available in the Microsoft Teams app store:

? Lists

? Project

? Bulletins

? OneNote

? PowerApps

The solution must minimize administrative effort. What should you do?

- A. Configure the Org-wide app settings
- B. From the Manage apps page, block unapproved apps
- C. Configure the global (Org-wide default) app permission policy
- D. Configure the global (Org-wide default) app setup policy

Answer: C

Explanation:

Reference:

<https://docs.microsoft.com/en-us/microsoftteams/teams-app-permission-policies>

NEW QUESTION 145

- (Topic 5)

Note: This question is part of a series of questions that present the same scenario. Each question in the series contains a unique solution that might meet the stated goals. Some question sets might have more than one correct solution, while others might not have a correct solution. After you answer a question in this section, you will NOT be able to return to it. As a result, these questions will not appear in the review screen. You have a Microsoft 365 subscription that contains several Microsoft SharePoint Online sites. You need to ensure that the content stored in a SharePoint modern team site named Sales is available from Microsoft Teams. The solution must ensure that when a new channel is added to a team, a folder for the channel is created in the Sales site. Solution: From PowerShell, you run the Set-AzureADGroup cmdlet. Does this meet the goal?

- A. Yes
- B. No

Answer: B

NEW QUESTION 146

HOTSPOT - (Topic 5)

You have a Microsoft 365 subscription that uses Microsoft Teams. You have the users shown in the following table.

Name	Role	Department
User1	Global Administrator	IT
User2	Teams Administrator	Collaboration
User3	None	Sales

You have the team shown in the following table.

Name	Owner	Type	Channels
Sales_Projects	User3	Private	Planning, Budgets

You create a new group naming policy as shown in the following exhibit. Group naming policy The Microsoft 365 groups naming policy allows you to add a specific prefix and/or suffix to the group name and alias of any Microsoft 365 group created by users. For example:
 <Finance> <group> <Seattle> Current policy

<Group name>_<Department>

Delete

☐ Add prefix

Delete

☒ Add suffix

☐ String

☐ Attribute

For each of the following statements, select Yes if the statement is true. Otherwise, select No.
 NOTE: Each correct selection is worth one point.

Answer Area

Statements	Yes	No
User1 must rename the Sales_Projects team as Sales_Projects_Sales the next time a user is added to the team.	<input type="radio"/>	<input type="radio"/>
User2 can create a new team named Engineering_Projects.	<input type="radio"/>	<input type="radio"/>
User3 can create a new channel named Proposals in the Sales_Projects team.	<input type="radio"/>	<input type="radio"/>

- A. Mastered
- B. Not Mastered

Answer: A

Explanation:

Answer Area

Statements	Yes	No
User1 must rename the Sales_Projects team as Sales_Projects_Sales the next time a user is added to the team.	<input type="radio"/>	<input checked="" type="radio"/>
User2 can create a new team named Engineering_Projects.	<input type="radio"/>	<input checked="" type="radio"/>
User3 can create a new channel named Proposals in the Sales_Projects team.	<input checked="" type="radio"/>	<input type="radio"/>

NEW QUESTION 150
HOTSPOT - (Topic 5)
You are Microsoft Teams administrator for your company.
You have the Org-wide app settings shown in the App Settings exhibit. (Click the App Settings tab.)

Org-wide app settings

Third party apps ^

You can control which third party apps can be installed for your organization. [Learn more](#)

Allow third party or custom apps ⓘ

☒ On

Allow any new third party apps published to the store by default ⓘ

☒ On

Custom apps ^

If your organization requires apps other than those available in the teams Apps store, custom apps can be developed as app packages and uploaded. [Learn more](#)

Allow interaction with custom apps ⓘ

☒ On

Blocked apps (1) ^

Search for apps you want to block across your organization or to see a list of apps go to [Teams app store](#).



Planned

The company’s global app permission policy is configured as shown in the Permission Policy exhibit. (Click the Permission Policy tab.)

Global

Description

Microsoft apps

Choose which teams apps published by Microsoft or its partners can be installed by your users.

☒ Allow specific apps block all others

+ Add apps ✕ Remove 2 items

<input checked="" type="checkbox"/>	Allowed apps	App ID	Distributor
<input checked="" type="checkbox"/>	 Flow	c3a1996d-db0f-4857-a6ea-7aabf0266b00	Microsoft Corp.
<input checked="" type="checkbox"/>	 Planner	com.microsoft.teams.tab.planner	Microsoft Corp.

Third Party apps

Choose which Teams apps published by a third party that can be installed by your users.

☒ Block all apps

Tenant apps

Choose which tenant apps can be installed by your users.

☒ Block all apps

The company's global app setup policy is configured as shown in the Setup Policy exhibit. (Click the Setup Policy tab.)

Global








Description

Upload custom apps ⓘ ☒ On

Pinned Apps

Choose the order that apps are pinned in the Tenant app navigation bar.

+ Add apps ↑ Move up ↓ Move down ✕ Remove 7 items

<input checked="" type="checkbox"/>	Name	App ID	Distributor
<input checked="" type="checkbox"/>	 Activity	14d6962d-6eeb-4f48-8890-de55454bb136	Microsoft
<input checked="" type="checkbox"/>	 Planner	com.microsoft.teamspace.tab.planner	Microsoft Corp.
<input checked="" type="checkbox"/>	 Chat	86fcd49b-61a2-4701-b771-54728cd291fb	Microsoft
<input checked="" type="checkbox"/>	 Teams	2a84919f-59d8-4441-a975-2a8c2643b741	Microsoft
<input checked="" type="checkbox"/>	 Calendar	ef56c0de-36fc-4ef8-b417-3d82ba9d073c	Microsoft
<input checked="" type="checkbox"/>	 Calling	20c3440d-c67e-4420-9f80-0e50c39693df	Microsoft
<input checked="" type="checkbox"/>	 Files	5af6a76b-40fc-4ba1-af-af29-8f49b08e44fd	Microsoft

For each of the following statements, select Yes if the statement is true. Otherwise, select No.

NOTE: Each correct selection is worth one point.

Statements	Yes	No
Team members can upload apps from the Microsoft Teams client.	<input type="radio"/>	<input type="radio"/>
All team members can add the Microsoft Flow app to a team.	<input type="radio"/>	<input type="radio"/>
All team members can add the Microsoft Planner app to a team.	<input type="radio"/>	<input type="radio"/>

- A. Mastered
- B. Not Mastered

Answer: A

Explanation:

Statements	Yes	No
Team members can upload apps from the Microsoft Teams client.	<input checked="" type="radio"/>	<input type="radio"/>
All team members can add the Microsoft Flow app to a team.	<input checked="" type="radio"/>	<input type="radio"/>
All team members can add the Microsoft Planner app to a team.	<input checked="" type="radio"/>	<input type="radio"/>

NEW QUESTION 152

- (Topic 5)
Your company has a Microsoft 365 subscription. The subscription contains 200 Microsoft Teams users and a team named IT Support that has 50 members. You need to ensure that the caller ID for outbound PSTN calls from IT Support is the phone number of the company's IT helpdesk. The solution must minimize administrative effort.
Which two tools should you include in the solution? Each correct answer presents part of the solution.
NOTE: Each correct selection is worth one point.

- A. the Microsoft Teams PowerShell module
- B. the Azure Active Directory (Azure AD) PowerShell for Graph module
- C. the Call Quality Dashboard (CQD)
- D. the Windows PowerShell module for Microsoft Skype for Business Online
- E. the Skype for Business admin center

Answer: AE

Explanation:

Reference:
<https://docs.microsoft.com/en-us/powershell/module/skype/new-cscallinglineidentity?view=skype-ps>
<https://docs.microsoft.com/en-us/microsoftteams/assign-policies#assign-a-policy-to-a-group>

NEW QUESTION 153

HOTSPOT - (Topic 5)
You have a Microsoft 365 E5 subscription that uses Microsoft Teams. The subscription contains a group named Group 1. You need to prevent the members of Group1 from recording meetings. How should you complete the PowerShell script? To answer, select the appropriate options in the answer area. Each correct selection is worth one point.

Grant-CsTeamsAppPermissionPolicy

Set-CsTeamsMeetingConfiguration

Set-CsTeamsMeetingPolicy

Set-CsTeamsMessagingPolicy

-Identity Group1

AllowCloudRecording

AllowCloudRecordingForCalls

AllowIPVideo

ChannelRecordingDownload

\$false

- A. Mastered
- B. Not Mastered

Answer: A

Explanation:

Grant-CsTeamsAppPermissionPolicy

Set-CsTeamsMeetingConfiguration

Set-CsTeamsMeetingPolicy

Set-CsTeamsMessagingPolicy

-Identity Group1

AllowCloudRecording

AllowCloudRecordingForCalls

AllowIPVideo

ChannelRecordingDownload

\$false

NEW QUESTION 157

DRAG DROP - (Topic 5)

Your company has a custom Microsoft Teams app named App1. You need to deploy App1. The solution must ensure that App1 appears as the first item on the app bar of the Microsoft Teams client. Which four actions should you perform in sequence? To answer, move the actions from the list of actions to the answer area and arrange them in the correct order.

Actions

From the Microsoft Teams client,upload App1.

From the Microsoft Teams admin center,set Allow interaction with custom apps to **On**.

From the Microsoft Teams admin center,modify the list of pinned apps.

From the app setup policy in the Microsoft Teams admin center, add App1 as a pinned app.

From the app permission policy in the Microsoft Teams admin center set,the Microsoft apps setting to **Allow all apps**.

From the app permission policy in the Microsoft Teams admin center,set the Third-party apps setting to **Allow all apps**.

Answer Area

- A. Mastered
- B. Not Mastered

Answer: A

Explanation:

Actions

From the Microsoft Teams client,upload App1.

From the Microsoft Teams admin center,set Allow interaction with custom apps to **On**.

From the Microsoft Teams admin center,modify the list of pinned apps.

From the app setup policy in the Microsoft Teams admin center, add App1 as a pinned app.

From the app permission policy in the Microsoft Teams admin center set,the Microsoft apps setting to **Allow all apps**.

From the app permission policy in the Microsoft Teams admin center,set the Third-party apps setting to **Allow all apps**.

Answer Area

From the Microsoft Teams admin center,set Allow interaction with custom apps to **On**.

From the Microsoft Teams client,upload App1.

From the app setup policy in the Microsoft Teams admin center, add App1 as a pinned app.

From the Microsoft Teams admin center,modify the list of pinned apps.

NEW QUESTION 162

- (Topic 5)

You have an Active Directory user named User1. You need to ensure that User1 can view the following reports:
? Microsoft Teams user activity report
? Microsoft Teams device usage report
? The solution must limit the ability of User1 to make changes to Microsoft 365 services. Which role should you assign to User1?

- A. Teams Service Administrator
- B. Reports reader
- C. Teams Communications Support Specialist
- D. Message Center reader

Answer: B

Explanation:

Reference:

https://docs.microsoft.com/en-us/microsoftteams/teams-activity-reports

NEW QUESTION 165

HOTSPOT - (Topic 5)

You have a Microsoft Office 365 subscription. You create a team named Room1.

You need to ensure that Room1 automatically accepts meeting invitations. The solution must prevent meeting invitations from being accepted if the room is unavailable.

How should you complete the PowerShell command? To answer, select the appropriate options in the answer area.

NOTE: Each correct selection is worth one point.

Set-CalendarProcessing -Identity 'Room1' -AutomateProcessing -AllowConflicts

AutoAccept
AutoProcessing
AutoUpdate

\$false
\$null
\$true

- A. Mastered
- B. Not Mastered

Answer: A

Explanation:

Set-CalendarProcessing -Identity 'Room1' -AutomateProcessing -AllowConflicts

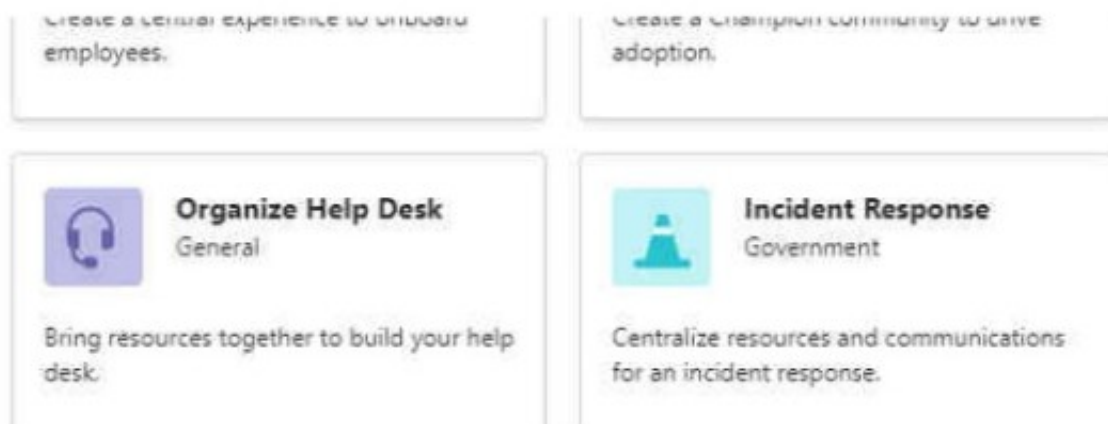
AutoAccept
AutoProcessing
AutoUpdate

\$false
\$null
\$true

NEW QUESTION 166

- (Topic 5)

Exhibit:



You need to ensure that the user sees only the Manage a Project template. What should you do?

- A. From PowerShell, modify the Teams policies.
- B. From the Microsoft Teams admin center
- C. modify the team templates.
- D. From the Microsoft Teams admin center, modify the templates policies.
- E. From PowerShell, modify the team templates.

Answer: C

NEW QUESTION 168

- (Topic 5)

You have a Microsoft 365 E5 subscription that is linked to an Azure Active Directory (Azure AD) tenant. The tenant contains the groups shown in the following table.

Name	Type
Group1	Distribution
Group2	Security
Group3	Microsoft 365
Group4	Mail-enabled security

You need to create a new team by using the Microsoft Teams client.

Which group can you use to create the new team?

- A. Group4
- B. Group1
- C. Group2
- D. Group3

Answer: D

Explanation:

Reference:

<https://support.microsoft.com/en-us/office/create-a-team-from-an-existing-group-24ec428e-40d7-4a1a-ab87-29be7d145865>

NEW QUESTION 170

- (Topic 5)

You have a Microsoft 365 E5 subscription that uses Teams.

You need to integrate Microsoft 365 Defender with Teams to prevent users from uploading malicious files to a Teams channel.

What should you do first?

- A. Turn on the Built-in protection (Microsoft) Safe Links policy.
- B. From Safe Links, edit the Global settings.
- C. From Safe Attachments, edit the Global settings.
- D. Create a Safe Attachments policy.

Answer: C

NEW QUESTION 172

.....

THANKS FOR TRYING THE DEMO OF OUR PRODUCT

Visit Our Site to Purchase the Full Set of Actual MS-700 Exam Questions With Answers.

We Also Provide Practice Exam Software That Simulates Real Exam Environment And Has Many Self-Assessment Features. Order the MS-700 Product From:

<https://www.2passeasy.com/dumps/MS-700/>

Money Back Guarantee

MS-700 Practice Exam Features:

- * MS-700 Questions and Answers Updated Frequently
- * MS-700 Practice Questions Verified by Expert Senior Certified Staff
- * MS-700 Most Realistic Questions that Guarantee you a Pass on Your FirstTry
- * MS-700 Practice Test Questions in Multiple Choice Formats and Updatesfor 1 Year