

Microsoft

Exam Questions MS-700

Managing Microsoft Teams



NEW QUESTION 1

- (Topic 5)

You company has a Microsoft Office 365 subscription.

Users in the company’s sales department frequently invite guest users to meetings.

You need to ensure that when the sales department users invite guest users to meetings, the guest users are admitted by default. The solution must only apply to the sales department users.

Which two actions should you perform? Each correct solution presents part of the solution. NOTE: Each correct selection is worth one point.

- A. In the global meeting policy, set Automatically admit users to Everyone.
- B. Create a new meeting policy and set Automatically admit users to Everyone.
- C. Apply the policy to the sales department users.
- D. In the global meeting policy, set Automatically admit users to Everyone in your organization.

Answer: BC

Explanation:

Reference:

<https://docs.microsoft.com/en-us/microsoftteams/meeting-policies-in-teams>

NEW QUESTION 2

- (Topic 5)

Your company has a Microsoft subscription.

The Microsoft 365 tenant uses a domain named contoso.com.

You need to ensure that team channels can receive email only from users in the company and email addresses that use an email domain named @fabrikam.com. What should you modify?

- A. the External collaboration settings in the Azure Active Directory admin center
- B. the list of accepted domains in Microsoft Exchange Online
- C. the org-wide Teams settings
- D. the global teams policy

Answer: C

NEW QUESTION 3

DRAG DROP - (Topic 5)

You have a Microsoft Office 365 subscription named contoso.com. You need to create the Microsoft teams shown in the following table.

Name	Requirement
Sales	Users can join only once they are approved.
General	All contoso.com users are included automatically.
Projects	Users can join without approval.

What should you configure each team? To answer, drag the appropriate team types to the correct teams. Each team type may be used once, more than once, or not at all. You may need to drag the split bar between panes or scroll to view content.

NOTE: Each correct selection is worth one point.

Team Types

Org-wide

Private

Public

Answer Area

Sales:

Team type

General:

Team type

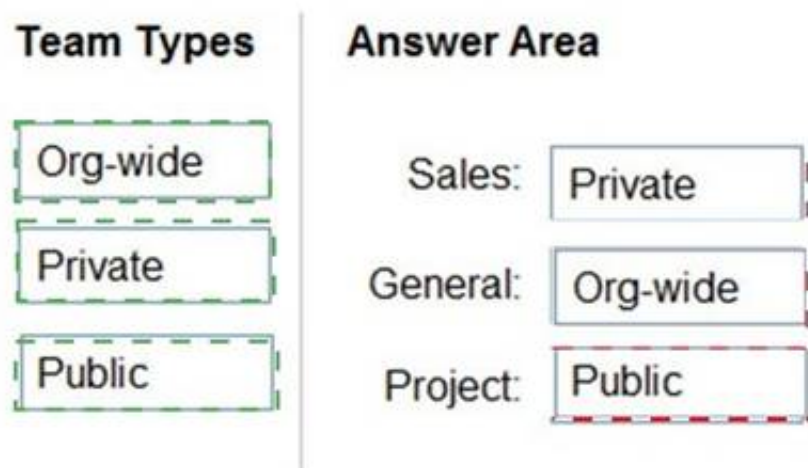
Project:

Team type

- A. Mastered
- B. Not Mastered

Answer: A

Explanation:



NEW QUESTION 4

- (Topic 5)

You have a Microsoft 365 subscription that contains several Microsoft SharePoint Online sites.

You need to ensure that the content stored in a SharePoint modern team site named Sales is available from Microsoft Teams. The solution must ensure that when a new channel is added to a team, a folder for the channel is created in the Sales site.

Solution: From the Microsoft Teams client you create a new team and select From a group or team.

Does this meet the goal?

- A. Yes
- B. No

Answer: B

NEW QUESTION 5

- (Topic 5)

You plan to implement Microsoft Teams for 300 users.

For the first stage of the deployment, you will enable the following features:

- Audio
- Video
- Screen sharing

Users will be prevented from using the following features:

- File sharing
- PSTN calling
- Conference audio
- Conference video
- Conference screen sharing

You need to calculate how much network bandwidth is required for the first-stage deployment. What should you use?

- A. Network Assessment Tool
- B. Advisor for Teams
- C. Bandwidth Utilization Analyzer
- D. Network Planner

Answer: D

Explanation:

According to the Microsoft documentation¹, you can use Network Planner in the Microsoft Teams admin center to calculate how much network bandwidth is required for your Teams deployment. Network Planner helps you determine and organize network requirements for connecting your organization to Teams. You can use Network Planner to:

? Input your organization's information, such as the number of users, sites, and expected call and meeting scenarios.

? Get a report that tells you if your network can support Teams.

? Get a report that tells you what network hardware you need to support Teams. To use Network Planner, you need to follow these steps¹:

? In the left navigation of the Microsoft Teams admin center, go to Org-wide settings

> Network planner.

? Under Overview, click Download the Network Planner Excel template.

? Open the template and enter information about your organization's sites, users, and expected call and meeting scenarios.

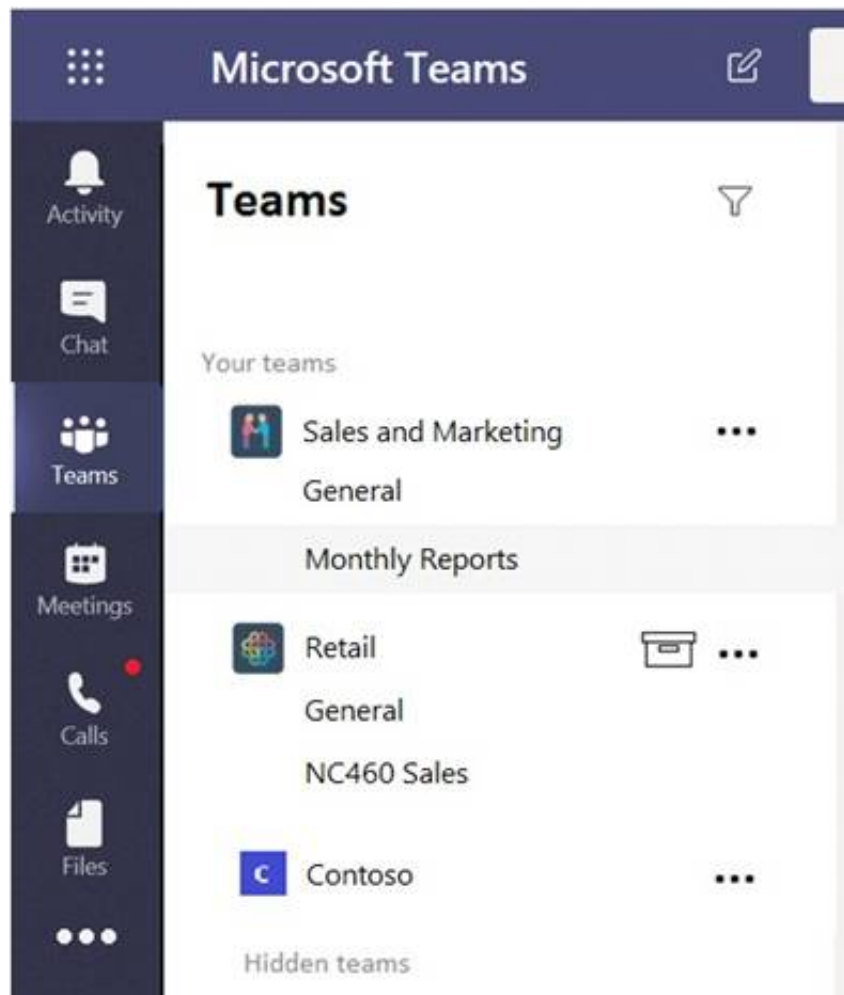
? Save the template and then upload it in Network Planner.

? Under Calculated results, view the reports that show you the estimated network requirements for Teams.

NEW QUESTION 6

- (Topic 5)

Your company has a Microsoft 365 subscription that contains the teams shown in the following exhibit.



Guest users report that they cannot create posts in Monthly Reports. You need to ensure that the guest users can post to Monthly Reports. What should you do?

- A. From the Microsoft Teams client, modify the privacy setting.
- B. From the Microsoft Teams admin center, modify the Guest access settings.
- C. From the Microsoft Teams client, modify the channel moderation preferences.
- D. From the Microsoft Teams admin center, modify the messaging policy.

Answer: B

Explanation:

Reference:

<https://docs.microsoft.com/en-us/microsoft-365/solutions/collaborate-as-team?view=o365-worldwide>

NEW QUESTION 7

- (Topic 5)

Your company has a Microsoft 365 tenant.

Guest users report that they cannot access files or Microsoft OneNote from Microsoft Teams. The guest users can access channels, chats, and conversations.

You need to ensure that the guest users can access the files and OneNote from Microsoft Teams.

For what should you configure external sharing?

- A. Microsoft Teams
- B. Microsoft SharePoint Online
- C. Microsoft OneDrive for Business
- D. Microsoft Yammer.

Answer: B

NEW QUESTION 8

HOTSPOT - (Topic 5)

You have a Microsoft 365 subscription that uses Microsoft Teams. You plan to deploy a Microsoft Teams display device.

You need to enable automatic provisioning.

Which type of resource account should you create, and what should you use to identify the device? To answer, select the appropriate options in the answer area.

NOTE: Each correct selection is worth one point.

Answer Area



- A. Mastered
- B. Not Mastered

Answer: A

Explanation:
Answer Area



NEW QUESTION 9
- (Topic 5)

You have an org wide team named Team1.
The members of Team1 report that they receive an excessive amount of notifications from channel messages.
You need to reduce the amount of notifications by implementing the following changes:
? Allow only global administrators to create new posts in the General channel.
? Prevent @members for the org-wide team members.
Which two actions should you perform from the Microsoft Teams client? Each correct answer presents part of the solution.
NOTE: Each correct selection is worth one point.

- A. From the Team1 settings, clear Give members the option to edit their messages.
- B. From the General Channel settings of Team1, set the channel moderation preference to Anyone canpost; show alert that postings will notify everyone (recommended for large teams).
- C. From the General Channel settings of Team1, set the channel moderation preference to Only owners can post messages.
- D. From the Team1 settings, disable all the Fun stuff settings.
- E. From the Team1 settings, set Show members the option to @team or @[team name] to Off.

Answer: CE

Explanation:
Reference:
<https://docs.microsoft.com/en-us/microsoftteams/create-an-org-wide-team>

NEW QUESTION 10
DRAG DROP - (Topic 5)

Your company has a Microsoft 365 E5 subscription.
You need to configure Microsoft Teams to meet the following requirements:
? All new teams must include the Wiki app and the Planner app.
? Users in specific groups must be prevented from creating private channels.
? Only users in the company's IT department must have early access to the unreleased features of Microsoft Teams.
What should you configure for each requirement? To answer, drag the appropriate settings to the correct requirements. Each setting may be used once, more than once, or not at all. You may need to drag the split bar between panes or scroll to view content.
NOTE: Each correct selection is worth one point.

Settings	Answer Area
App setup policies	All new teams must include the wiki and planner apps: Setting
Teams policies	Users in specific groups must be prevented from creating private channels: Setting
Team templates	Only users in the company's IT department must have early access to the unreleased features of Microsoft Teams: Setting
Update policies	

- A. Mastered
- B. Not Mastered

Answer: A

Explanation:

Settings

App setup policies

Teams policies

Team templates

Update policies

Answer Area

All new teams must include the wiki and planner apps:

App setup policies

Users in specific groups must be prevented from creating private channels:

Teams policies

Only users in the company's IT department must have early access to the unreleased features of Microsoft Teams:

Update policies

NEW QUESTION 10

- (Topic 5)
You have a Microsoft 365 subscription that uses Microsoft Teams.
A user reports an error when he attempts to share his screen during meetings by using the Microsoft Teams Windows Desktop client.
You need to collect the Microsoft Teams client log files from the user's device. What should you do?

- A. From the Microsoft Teams client settings, select Disable GPU hardware acceleration.
- B. Select Ctrl + Alt + Shift + 1.
- C. Select the Windows logo key + Alt + Shift +1
- D. From the Microsoft Teams client settings, select Enable logging for meeting diagnostics.

Answer: B

Explanation:

Reference:
<https://docs.microsoft.com/en-us/microsoftteams/log-files>

NEW QUESTION 12

DRAG DROP - (Topic 5)
Your company uses Microsoft Teams.
You are planning the compliance strategy for Microsoft Teams. All compliance tasks must be performed by a user in the compliance department who will be assigned the Global admin role and will not be a team owner.
You need to identify which tools to use for the following tasks:
*Archive a team.
*Restore a deleted team.
*Permanently delete a team.
Which tool should you identify for each task? To answer, drag the appropriate tools to the correct tasks. Each tool may be used once, more than once, or not at all.
You may need to drag the split bar between panes or scroll to view content.
NOTE: Each correct selection is worth one point.

Tools

The Microsoft Teams admin center

The Azure Active Directory admin center

The Microsoft Teams desktop client

Administration tasks

Restore a deleted team:

Tool

Archive a team:

Tool

Permanently delete a team:

Tool

- A. Mastered
- B. Not Mastered

Answer: A

Explanation:

Tools

The Microsoft Teams admin center

The Azure Active Directory admin center

The Microsoft Teams desktop client

Administration tasks

Restore a deleted team:

The Azure Active Directory admin center

Archive a team:

The Microsoft Teams admin center

Permanently delete a team:

The Microsoft Teams admin center

NEW QUESTION 14

HOTSPOT - (Topic 5)

Your company has the users shown in the following table.

Name	Department
User1	HR
User2	IT
User3	Production

The company uses Teams.
You have Teams update policies configured as shown in the following table.

Name	Allow public preview
Global (Org-wide-default)	Follow Office Preview
Policy1	Not enabled
Policy2	Enabled

The Teams update policies are assigned to departments as shown in the following table.

Teams update policy	Department
Policy1	HR
Policy2	IT

For each of the following statements, select Yes if True. Otherwise select No.
NOTE: Each correct selection is worth one point.

Statements	Yes	No
User1 can switch to the public preview features by using the Teams client.	<input type="radio"/>	<input type="radio"/>
User2 can switch to the public preview features by using the Teams client.	<input type="radio"/>	<input type="radio"/>
User3 can switch to the public preview features by using the Teams client.	<input type="radio"/>	<input type="radio"/>

- A. Mastered
B. Not Mastered

Answer: A

Explanation:

Statements	Yes	No
User1 can switch to the public preview features by using the Teams client.	<input type="radio"/>	<input checked="" type="radio"/>
User2 can switch to the public preview features by using the Teams client.	<input checked="" type="radio"/>	<input type="radio"/>
User3 can switch to the public preview features by using the Teams client.	<input type="radio"/>	<input checked="" type="radio"/>

NEW QUESTION 18

- (Topic 5)
Note: This question is part of a series of questions that present the same scenario. Each question in the series contains a unique solution that might meet the stated goals. Some question sets might have more than one correct solution, while others might not have a correct solution.
After you answer a question in this section, you will NOT be able to return to it. As a result, these questions will not appear in the review screen.
Your company has a Microsoft 365 subscription.
You need to prevent a user named User1 from permanently deleting private chats in Microsoft Teams.
Solution: You create an In-Place Hold for the Microsoft SharePoint site used by Microsoft Team.
Does this meet the goal?

- A. Yes
B. No

Answer: B

NEW QUESTION 21

- (Topic 5)
Your company uses Teams.

A user reports that when they manually decline a Teams call, the call is NOT sent to their Teams voicemail. Which setting should you configure?

- A. Manage delegates
- B. Forward my calls
- C. Busy on busy when in a call
- D. Calls ring me

Answer: C

NEW QUESTION 24

HOTSPOT - (Topic 5)

You have a Microsoft 365 subscription that uses Teams.

You have a meeting room that contains a Teams Rooms device and a Surface Hub. You have the following configuration file for the Teams Rooms device.

```
<SkypeSettings>
  <CoordinatedMeetings enabled="true">
    <Settings>
      <Audio default="true" enabled="true"/>
      <Video default="true" enabled="true"/>
      <Whiteboard default="false" enabled="false"/>
    </Settings>
  <TrustedAccounts>account1@contoso.com</TrustedAccounts>
</CoordinatedMeetings>
</SkypeSettings>
```

You have the following configuration file for the Surface Hub:

```
<SurfaceHubSettings>
  <BluetoothAdvertisementEnabled>true</BluetoothAdvertisementEnabled>
  <AutoAcceptProximateMeetingInvitations>true</AutoAcceptProximateMeetingInvitations>
  <CoordinatedMeetings enabled="true">
    <TrustedAccounts>account2@contoso.com</TrustedAccounts>
    <Settings>
      <Audio default="false" enabled="false" />
      <Video default="false" enabled="true" />
    </Settings>
  </CoordinatedMeetings>
</SurfaceHubSettings>
```

For each of the following statements, select Yes if True. Otherwise select No. NOTE: Each correct selection is worth one point.

Answer Area

Statements	Yes	No
Audio and video are enabled automatically on the Teams Rooms device when a meeting starts.	<input type="radio"/>	<input type="radio"/>
Participants can enable or disable audio on the Teams Rooms device.	<input type="radio"/>	<input type="radio"/>
The Surface Hub displays a shared whiteboard.	<input type="radio"/>	<input type="radio"/>

- A. Mastered
- B. Not Mastered

Answer: A

Explanation:

Answer Area

Statements	Yes	No
Audio and video are enabled automatically on the Teams Rooms device when a meeting starts.	<input checked="" type="radio"/>	<input type="radio"/>
Participants can enable or disable audio on the Teams Rooms device.	<input checked="" type="radio"/>	<input type="radio"/>
The Surface Hub displays a shared whiteboard.	<input type="radio"/>	<input checked="" type="radio"/>

NEW QUESTION 25

- (Topic 5)

Note: This question is part of a series of questions that present the same scenario. Each question in the series contains a unique solution that might meet the stated goals. Some question sets might have more than one correct solution, while others might not have a correct solution.

After you answer a question in this section, you will NOT be able to return to it. As a result, these questions will not appear in the review screen.

Your company has a Microsoft 365 subscription.

You plan to configure the environment to allow external users to collaborate in Microsoft Teams by using guest access.

The company implements a new security policy that has the following requirements:

? Only guest users from specific domains must be allowed to connect to collaborate by using Microsoft Teams.

? Guest users must be prevented from inviting other guests.
You need to recommend a solution to meet the security policy requirements.
Solution: From the Azure Active Directory, you modify the External collaboration settings. Does this meet the goal?

- A. Yes
- B. No

Answer: A

Explanation:
<https://docs.microsoft.com/en-us/azure/active-directory/b2b/delegate- invitations>

NEW QUESTION 27

DRAG DROP - (Topic 5)
You have a Microsoft 365 subscription that uses Microsoft Teams. You need to identify the following information:

- The number of chat messages sent during the past 30 days
- The number of messages posted in specific channels during the past 90 days

Which reports should use? To answer, drag the appropriate reports to the correct pieces of information. Each report may be used once, more than once, or not at all. You may need to drag the split bar between panes or scroll to view content.
NOTE: Each correct selection is worth one point

Reports

Apps usage

Teams device usage

Teams live event usage

Teams user activity report

Teams usage report

Answer Area

The number of chat messages sent during the past 30 days:

The number of messages posted in specific channels during the past 90 days:

- A. Mastered
- B. Not Mastered

Answer: A

Explanation:
A close-up of a white background Description automatically generated

NEW QUESTION 31

HOTSPOT - (Topic 5)
You are a Microsoft Teams administrator for your company.
You have the Org-wide app settings shown in the App Settings exhibit. (Click the App Settings tab.)

Org-wide app settings

Third party apps

You can control which third party apps can be installed for your organization. [Learn more](#)

Allow third party or custom apps ⓘ

On

Allow any new third party apps published to the store by default ⓘ

On

Custom apps

If your organization requires apps other than those available in the Teams Apps store, custom apps can be developed as app packages and uploaded. [Learn more](#)


Allow interaction with custom apps ⓘ

On

Blocked apps (1)

Search for apps you want to block across your organization or to see a list of apps go to [Teams app store](#).

Search by name



Planner
Microsoft Corp.

Save

Cancel

The company's global app permission policy is configured as shown in the Permission Policy exhibit. (Click the Permission Policy tab.)

Global

Description

Microsoft apps



Choose which Teams apps published by Microsoft or its partners can be installed by your users.

Allow specific apps and block all others

+ Add apps

Remove

2 Items

Allowed apps	App ID	Distributor
<div></div> Flow	c3a1996d-db0f-4857-a6ea-7aabf0266b00	Microsoft Corp.
<div></div> Planner	com.microsoft.teamspace.tab.planner	Microsoft Corp.

Third-party apps

Choose which Teams apps published by a third-party that can be installed by your users.

Block all apps

Tenant apps

Choose which Tenant apps can be installed by your users.

Block all apps

The company's global app setup policy is configured as shown in the Setup Policy exhibit. (Click the Setup Policy tab.)

Global

Description

Upload custom apps ⓘ

On

Pinned apps

Choose the order that apps are pinned in the Teams app navigation bar.








+ Add apps

↑ Move up

↓ Move down

✕ Remove

7 Items

✓	Name	App ID	Distributor
	Activity	14d6962d-6eeb-4f48-8890-de55454bb136	Microsoft
	Planner	com.microsoft.teamspace.tab.planner	Microsoft Corp.
	Chat	86fcd49b-61a2-4701-b771-54728cd291fb	Microsoft
	Teams	2a84919f-59d8-4441-a975-2a8c2643b741	Microsoft
	Calendar	ef56c0de-36fc-4ef8-b417-3d82ba9d073c	Microsoft
	Calling	20c3440d-c67e-4420-9f80-0e50c39693df	Microsoft
	Files	5af6a76b-40fc-4ba1-af29-8f49b08e44fd	Microsoft

For each of the following statements, select Yes if the statement is true. Otherwise, select No.
NOTE: Each correct selection is worth one point.

Statements	Yes	No
Team members can upload apps from the Microsoft Teams client.	<input type="radio"/>	<input type="radio"/>
All team members can add the Microsoft Flow app to a team.	<input type="radio"/>	<input type="radio"/>
All team members can add the Microsoft Planner app to a team.	<input type="radio"/>	<input type="radio"/>

- A. Mastered
- B. Not Mastered

Answer: A

Explanation:

Box 1: Yes
“Allow interaction with custom apps” in the org-wide policy and “upload custom apps” in the global policy are set to on. This means that users can upload custom apps to teams that allow it and to teams for which they are owners.
Box 2: Yes
The global policy allows Microsoft Flow.
Box 3: No
The global policy allows Microsoft Planner. However, the org-wide settings blocks Microsoft Planner. In this case, the org-wide policy blocking the app will override the global policy meaning the app will be blocked. When an app is blocked, users will not be able to add the app to a team.

NEW QUESTION 34

- (Topic 5)
Note: This question is part of a series of questions that present the same scenario. Each question in the series contains a unique solution that might meet the stated goals. Some question sets might have more than one correct solution, while others might not have a correct solution.
After you answer a question in this section, you will NOT be able to return to it. As a result, these questions will not appear in the review screen.
Your company has a Microsoft 365 subscription.
You need to prevent a user named User1 from permanently deleting private chats in Microsoft Teams.
Solution: You place the mailbox of User1 on Litigation Hold. Does this meet the goal?

- A. Yes
- B. No

Answer: A

NEW QUESTION 36

- (Topic 5)
You have a Microsoft 365 subscription that uses Microsoft Teams. The subscription contains 1,000 users in the groups shown in the following table.

Name	Requirement
Group1	Full access to chat, calling, apps, and meetings in Microsoft Teams must be provided.
Group2	Access to external participants must be prevented. Video conferencing and screen sharing must be disabled. Private meetings must be disabled. Specific apps must be installed automatically.

You need to configure Microsoft Teams to meet the requirements. The solution must minimize administrative effort. What should you use?

- A. policy packages
- B. app setup policies
- C. Microsoft Teams policies
- D. Meetings policies

Answer: A

Explanation:

Reference:

<https://docs.microsoft.com/en-us/microsoftteams/assign-policies>

NEW QUESTION 39

- (Topic 5)

You have a Microsoft 365 subscription that uses Teams.

You have a room in Teams Rooms that contains a panel mounted at the entrance. You need to ensure that the panel displays a maximum room occupancy notification. What should you configure?

- A. a conciliation profile
- B. a notification rule
- C. an app setup policy
- D. a meeting policy

Answer: B

NEW QUESTION 41

- (Topic 5)

Your company has a Microsoft 365 subscription.

You need to ensure that users from a partner company named Contoso, Ltd. can collaborate with your company's users in teams. The solution must ensure that the Contoso users can exchange chat messages in channels.

Which three actions should you perform before you add the Contoso users to teams? Each correct answer presents part of the solution.

NOTE: Each correct selection is worth one point.

- A. From the Services & add-ins settings in the Microsoft 365 admin center, set Let group members outside the organization access group content to On.
- B. From the Guest access settings in the Microsoft Teams admin center, set Allow guest access in Microsoft Teams to On.
- C. From the External collaboration settings in the Azure Active Directory admin center, add Contoso's domain to the list of target domains.
- D. From the External access settings in the Microsoft Teams admin center, add Contoso's domain to the Allowed list of domains.
- E. From the External collaboration settings in the Azure Active Directory admin center, set Guest users permissions are limited to No.
- F. From the Services & add-ins settings in the Microsoft 365 admin center, set Let group owners add people outside the organization to groups to On.

Answer: BDF

Explanation:

Reference:

<https://docs.microsoft.com/en-us/microsoftteams/manage-external-access> <https://docs.microsoft.com/en-us/microsoftteams/teams-dependencies>

NEW QUESTION 43

- (Topic 5)

Your company has a Microsoft 365 subscription.

You have a Microsoft Teams team named Sales that is set to Private.

Users report that they can view the Sales team from a list of suggested teams. You need to hide the team from the list of suggested teams.

What should you do from the Microsoft Teams client?

- A. Modify the Team discovery settings.
- B. Select the Hide team option.
- C. Modify the team privacy settings.
- D. Modify the team member permissions.

Answer: A

Explanation:

Reference:

<https://docs.microsoft.com/en-us/microsoftteams/manage-discovery-of-private-teams#set-whether-existing-private-teams-are-discoverable>

NEW QUESTION 48

- (Topic 5)

Your company uses Phone System.
A group of users make outbound calls on behalf of the company’s billing department.
You need to ensure that when the users make the outbound calls, their numbers are replaced by a phone number that is associated to an existing call queue.
What should you do first?

- A. Create a new calling policy and set Make private calls to On.
- B. Create a new calling policy and set Inbound calls can be routed to call groups to On.
- C. Create a new caller ID policy and set Replace caller ID to Anonymous.
- D. Create a new caller ID policy and set Replace caller ID to Service number.

Answer: D

Explanation:

Reference:
<https://docs.microsoft.com/en-us/microsoftteams/caller-id-policies> <https://docs.microsoft.com/en-us/microsoftteams/set-the-caller-id-for-a-user>

NEW QUESTION 52

- (Topic 5)
Note: This question is part of a series of questions that present the same scenario. Each question in the series contains a unique solution that might meet the stated goals. Some question sets might have more than one correct solution, while others might not have a correct solution.
After you answer a question in this section, you will NOT be able to return to it. As a result, these questions will not appear in the review screen.
Your company has a Microsoft 365 subscription.
You need to prevent temporary employees from using the private chat feature in Microsoft Teams.
Solution: You create an app permission policy and assign the policy to the users. Does this meet the goal?

- A. Yes
- B. No

Answer: B

NEW QUESTION 56

- (Topic 5)
Your company has a Microsoft 365 E5 subscription.
The company uses Microsoft Skype for Business Online and plans to upgrade to Microsoft Teams.
The network contains the following devices:
? 100 computers that run Windows 10
? 50 Android devices
? 50 iPhone devices
All the devices have the Skype for Business app installed. You need to deploy Microsoft Teams to all the devices. What should you do?

A. From the Microsoft Teams admin center, set Download the Teams app in the background for Skype forBusiness users to On.
B. Create a Group Policy Object (GPO) that contains an app package, and then link the GPO.
C. From the Microsoft Teams admin center, create an app setup policy that includes the Microsoft Teamsapp, and then assign the policy to all users.
D. From the Microsoft Intune, push Microsoft Teams to all the devices.

Answer: D

Explanation:

<https://docs.microsoft.com/en-us/microsoftteams/setting-your-coexistence-and-upgrade- settings>

NEW QUESTION 57

HOTSPOT - (Topic 5)
You have a Microsoft 365 subscription.
You need to configure the following for all users:
? Prevent the use of third-party apps in Microsoft Teams.
? Configure the Microsoft Teams app navigation bar.
The solution must minimize administrative effort.
What should you do? To answer, select the appropriate options in the answer area.
NOTE: Each correct selection is worth one point.

Prevent the use of third-party apps in Microsoft Teams:

From the Microsoft 365 admin center, modify the Microsoft Teams Org settings.

From the Microsoft 365 admin center, modify the User owned apps and services Org settings.

From the Microsoft Teams admin center, modify the Org-wide app settings.

From the Microsoft Teams admin center, modify the Org-wide settings.

Configure the Microsoft Teams app navigation bar:

Create a new app permission policy.

Create a new app setup policy.

Modify the global app permission policy.

Modify the global app setup policy.

- A. Mastered
- B. Not Mastered

Answer: A

Explanation:

Graphical user interface, text, application, table Description automatically generated

NEW QUESTION 62

- (Topic 5)

You have a Microsoft 365 subscription that uses Microsoft Teams and contains a user named User1.

User1 reports that the Meeting recording button is missing from the Microsoft Teams client. The user cannot record meetings.

You need to ensure that User1 meets the prerequisites to record Microsoft Teams meetings.

What should you do?

- A. From the Microsoft 365 admin center, enter Diag: Meeting Recording in the Need help? search box.
- B. From the Microsoft Teams admin center, use the Call Quality Dashboard (CQD).
- C. From the Microsoft 365 admin center, enter Diag: Missing Recording in the Need help? search box.
- D. From the Microsoft Teams admin center, use Teams advisor.

Answer: A

NEW QUESTION 65

SIMULATION - (Topic 4)

Task 9

You need to deploy the Microsoft Viva Connections app to Teams and install the app as the first item on the app bar of the Teams client for all users.

- A. Mastered
- B. Not Mastered

Answer: A

Explanation:

To deploy the Microsoft Viva Connections app to Teams and install the app as the first item on the app bar of the Teams client for all users, you need to use the Teams admin center and PowerShell. Here are the steps to follow:

? Sign in to the Teams admin center with your Microsoft 365 username and password1.

? In the left navigation, go to Teams apps > Manage apps.

? Click Upload and then select the Viva Connections app package that you created using PowerShell2. If you have not created the app package yet, you can follow the instructions in this article to do so.

? After uploading the app package, click on the app name and then click Publish.

? In the left navigation, go to Teams apps > Setup policies.

? Select an existing policy or create a new one by clicking Add.

? In the Setup policy pane, under Installed apps, click Add apps and then select the Viva Connections app from the list.

? Drag and drop the Viva Connections app to reorder it as the first item on the app bar.

? Click Save and then Close.

? To assign the setup policy to all users, you can use PowerShell to run the following cmdlet:

```
Get-CsOnlineUser | Grant-CsTeamsAppSetupPolicy -PolicyName "YourPolicyName"
```

Replace "YourPolicyName" with the name of the policy that you created or modified in step 6.

Note: It may take up to 24 hours for the changes to take effect.

Now, you have deployed and installed the Microsoft Viva Connections app to Teams as the first item on the app bar for all users.

NEW QUESTION 66

SIMULATION - (Topic 4)

Task 12

you need to create a Microsoft 365 group named TeamsAdmin that can manage Teams Phone configurations without being able to manage teams and channels.

- A. Mastered
- B. Not Mastered

Answer: A

Explanation:

To create a Microsoft 365 group named TeamsAdmin that can manage Teams Phone configurations without being able to manage teams and channels, you need to use PowerShell to create the group and assign the Teams Communications Administrator role to it. Here are the steps to follow:

? Install the Azure Active Directory PowerShell for Graph module by running the following cmdlet: Install-Module -Name AzureAD

? Connect to Azure Active Directory by running the following cmdlet and entering your Microsoft 365 username and password:

Connect-AzureACreate a new Microsoft 365 group named TeamsAdmin by running the following cmdlet:

```
New-AzureADMSGGroup -DisplayName "TeamsAdmin" -Description "Group for managing Teams Phone configurations" -MailEnabled $false -MailNickName "TeamsAdmin" - SecurityEnabled $true -GroupTypes "Unified"
```

? Get the object ID of the new group by running the following cmdlet:

```
Get-AzureADMSGGroup -Filter "DisplayName eq 'TeamsAdmin'"
```

? Copy the object ID from the output and assign it to a variable, such as \$groupID, by running the following cmdlet:

```
$groupID = "your-object-id"Install the Microsoft Teams PowerShell module by running the following cmdlet:
```

```
Install-Module -Name MicrosoftTeams
```

? Connect to Microsoft Teams by running the following cmdlet and entering your Microsoft 365 username and password:

```
Connect-MicrosoftTeams
```

? Get the role ID of the Teams Communications Administrator role by running the following cmdlet:

```
Get-CsOnlineRole -Identity "Teams Communications Administrator"
```

? Copy the role ID from the output and assign it to a variable, such as \$roleID, by running the following cmdlet:

```
$roleID = "your-role-id"
```

? Assign the Teams Communications Administrator role to the TeamsAdmin group by running the following cmdlet:

```
New-CsOnlineRoleAssignment -SecurityGroupId $groupID -RoleDefinitionName $roleID
```

Now, you have created a Microsoft 365 group named TeamsAdmin that can manage Teams Phone configurations without being able to manage teams and channels. You can add members to this group by using the Azure Active Directory admin center or PowerShell.

NEW QUESTION 71

SIMULATION - (Topic 4)
Task 2

You need to configure only the Teams meeting invites of Allan DeYoung to first show a dial-in bridge number in Toronto, and then show then a dial-in bridge number in Pans in the body of his invites.

- A. Mastered
- B. Not Mastered

Answer: A

Explanation:

To configure the Teams meeting invites of Allan DeYoung to show a dial-in bridge number in Toronto and then a dial-in bridge number in Paris, you can use the Teams admin center to set the phone numbers included on his invites. Here are the steps to follow:

- ? Sign in to the Teams admin center with your Microsoft 365 username and password1.
- ? In the left navigation, go to Users and then select Allan DeYoung from the list of users.
- ? In the user details page, go to Meetings and then click Edit next to Audio Conferencing.
- ? In the Audio Conferencing pane, under Phone numbers, select Customized from the drop-down menu.
- ? In the Customized phone numbers box, enter the phone numbers that you want to include on Allan's invites, separated by commas. For example, you can enter: +1 416-555-1234 (Toronto), +33 1 55 55 55 55 (Paris)
- ? Click Save and then Close.

Now, when Allan DeYoung schedules a Teams meeting, his invites will show the Toronto and Paris dial-in bridge numbers in the body of his invites, in the order that you specified.

NEW QUESTION 75

SIMULATION - (Topic 4)
Task 10

You need to set Microsoft SharePoint as the only cloud storage option for all teams.

- A. Mastered
- B. Not Mastered

Answer: A

Explanation:

To set Microsoft SharePoint as the only cloud storage option for all teams, you need to use the Teams admin center to disable the third-party cloud storage services. Here are the steps to follow:

- ? Sign in to the Teams admin center with your Microsoft 365 username and password1.
- ? In the left navigation, go to Org-wide settings > Services & add-ins.
- ? Under Cloud file storage, click Manage.
- ? In the Cloud file storage pane, turn off the toggles for Box, Dropbox, Google Drive, and Citrix ShareFile. This will disable these services for all teams and users in your organization.
- ? Click Save.

Now, Microsoft SharePoint will be the only cloud storage option for all teams. Users will be able to access SharePoint files from the Files tab in each team channel or from the Files app on the left side of Teams.

NEW QUESTION 79

DRAG DROP - (Topic 3)

You need to implement the planned changes for Viva Connections. Which three actions should you perform in sequence? To answer, move the appropriate actions from the list of actions to the answer area and arrange them in the correct order.

Actions

From the Microsoft Teams admin center, select **Customize store**.

From the Microsoft Teams admin center, select **Setup policies**.

From Org-wide app settings, enable tailored apps.

From the Microsoft Teams admin center, select **Manage apps**.

Select the Viva Connections app, and then select **Customize**.

Modify and apply the app details.

>

<

Answer Area

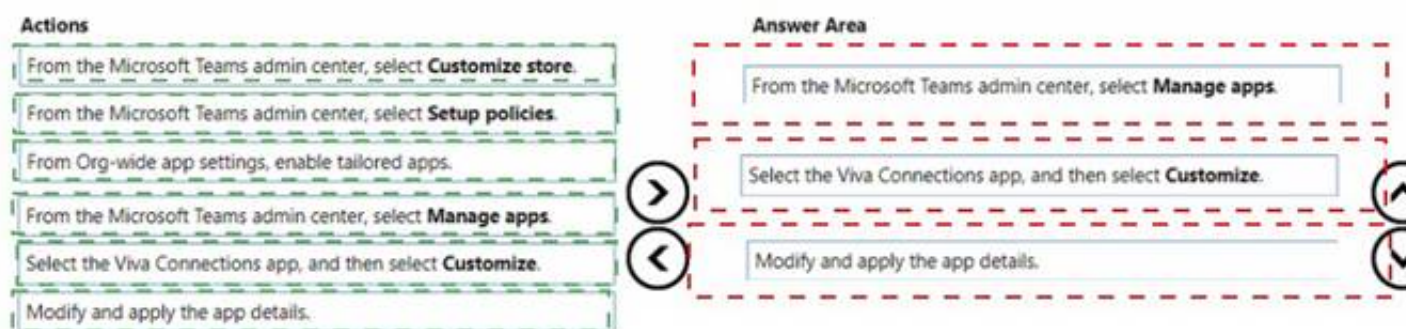
>

<

- A. Mastered
- B. Not Mastered

Answer: A

Explanation:



NEW QUESTION 80

- (Topic 3)

You need to resolve the issue reported by the project management department users. What should you do?

- A. Uninstall the current Teams client and then reinstall the latest version of the client.
- B. From the Microsoft Teams admin center, modify the Meeting settings.
- C. From the Microsoft Teams admin center, create and assign a new meeting policy.
- D. Instruct the users to launch Teams and select Check for updates.

Answer: C

NEW QUESTION 83

- (Topic 3)

You need to ensure that file sharing during Teams chats meets the technical requirements of the marketing department. What should you do?

- A. Create a retention policy for Teams chats.
- B. Create a data loss prevention (DIP) policy for Teams chat and channel messages.
- C. Enable Customer Lockbox.
- D. Create a retention policy for the OneDrive accounts location.
- E. Create a retention policy for the SharePoint sites location.

Answer: E

NEW QUESTION 88

SIMULATION - (Topic 4)

Task 3

Adele Vance Is a member of your company s technology adoption team.

You need to provide only Adele with the ability to turn on and off Teams preview features.

- A. Mastered
- B. Not Mastered

Answer: A

Explanation:

To provide only Adele Vance with the ability to turn on and off Teams preview features, you need to create and assign a custom update policy for her. Here are the steps to do so:

? Sign in to the Microsoft Teams admin center with your Microsoft 365 username and password1.

? In the left navigation, go to Teams > Teams Update policies.

? Select Add to create a new policy or select an existing policy to open Update policy.

? Name the update policy, add a description, and select Enabled from the drop- down menu for Allow public preview. This option enables Teams Public Preview regardless of whether a user is enrolled in Office Current Channel (Preview). The end user must also opt in to Teams public preview in their Teams app2.

? Click Save and then Close.

? In the left navigation, go to Users and then search for Adele Vance from the list of users.

? In the user details page, go to Policies and then click Edit next to Assigned policies.

? In the Assigned policies pane, under Update policy, select the policy that you created or modified in step 4 from the drop-down menu.

? Click Apply and then Close.

Now, Adele Vance can turn on and off Teams preview features by following these steps in her Teams app3:

? Select the three dots to the left of your profile to display the Teams menu.

? Select About > Public preview.

? Select Switch to Public preview or Switch back to standard version.

NEW QUESTION 92

- (Topic 2)

You need to configure Microsoft Teams to meet the collaboration and meeting requirements.

Which two actions should you perform from the Microsoft Teams admin center? Each correct answer presents part of the solution.

NOTE: Each correct selection is worth one point.

- A. Modify the Meeting settings.
- B. Create a teams policy.
- C. Create a meeting policy.
- D. Create a live events policy.
- E. Modify the Teams settings.

Answer: AC

Explanation:

<http://blog.schertz.name/2019/07/customizing-microsoft-teams-meeting-invitations/> <https://docs.microsoft.com/en-us/microsoftteams/cloud-recording>

NEW QUESTION 94

- (Topic 1)

You need to configure the environment to meet the technical requirements for guest users. What should you modify from the Microsoft Teams admin center?

- A. the global app permission policy
- B. the Org-wide settings
- C. the global meeting policy
- D. the global messaging policy

Answer: C

Explanation:

Microsoft Teams admin center > Org-wide settings > Guest access > Make private calls = off.

NEW QUESTION 97

- (Topic 1)

You need to configure the environment to meet the device requirements for the Microsoft Teams phones.

What should you do from the Microsoft Teams admin center?

- A. Create a configuration profile
- B. Modify the Teams settings
- C. Create a meeting policy
- D. Create a calling policy

Answer: A

Explanation:

Reference:

<https://docs.microsoft.com/en-us/microsoftteams/devices/device-management>

NEW QUESTION 102

- (Topic 1)

You need to configure the user accounts of the sales department users to meet the security requirements.

What should you do for each user?

- A. From PowerShell, run the Grant-CsTeamsUpgradePolicy -PolicyName SfBWithTeamsCollabAndMeetings cmdlet.
- B. From the Microsoft Teams admin center, set the Microsoft Teams upgrade policy to Islands coexistence mode.
- C. From PowerShell, run the Grant-CsTeamsUpgradePolicy -PolicyName Islands cmdlet.
- D. From PowerShell, run the Grant-CsTeamsUpgradePolicy -PolicyName SfBOnly cmdlet.

Answer: A

NEW QUESTION 107

- (Topic 1)

You need to configure the environment to meet the security requirements for the R&D group.

What should you do first?

- A. Start the information barrier policy application.
- B. Add an identity provider.
- C. Create two information barrier segments.
- D. Create one information barrier policy.

Answer: C

Explanation:

Create information barrier segments first, then create information barrier policy based on the segments then start the information barrier application.

Reference:

<https://docs.microsoft.com/en-us/microsoft-365/compliance/information-barriers-policies>

NEW QUESTION 112

- (Topic 5)

Your company uses Microsoft Teams and a Microsoft calling plan. The company has a main office in Chicago.

The company opens a new office in Toronto that has 500 users.

You need to ensure that the correct address is available to emergency responders. What should you do?

- A. Create a calling policy and assign the policy to each user.
- B. Create a configuration profile and assign the profile to the device of each user.
- C. Add an emergency address, and then modify the outbound calling setting for each user.
- D. Add an emergency address, and then modify the location for each phone number.

Answer: D

Explanation:

According to the Microsoft documentation¹, you need to add an emergency address for each location where your users make and receive phone calls. An emergency address is a civic address—the physical or street address of a place of business for your organization. It is used to route emergency calls to the appropriate dispatch authorities and to assist in locating the emergency caller.

After you add an emergency address, you need to assign a phone number to it. You can assign either a user number or a service number. A user number is assigned to a specific user in your organization who makes and receives phone calls. A service number is used for services such as Audio Conferencing (for dial-in numbers), auto attendants, or call queues.

To assign a phone number to an emergency address, you need to modify the location for each phone number. You can do this by using the Microsoft Teams admin center or PowerShell. For example, to modify the location for a user number by using PowerShell, you can use the Set-CsOnlineVoiceUser cmdlet with the -LocationID parameter².

NEW QUESTION 115

- (Topic 5)

Users report poor quality during Microsoft Teams audio conferences.

You run a network trace during an audio conference from a user's device as shown in the following exhibit.

Frame Details:		X
Checksum: 0 (0x0)		
SourceAddress: 10.10.10.110		
DestinationAddress: 52.114.188.31		
0-Tcp: Flags=...A..., SrcPort=50008, DstPort=HTTPS(443), PayloadLen=0,		
SrcPort: 50008		
DstPort: HTTPS(443)		
SequenceNumber: 4077031237 (0xF3028F45)		
E AcknowledgementNumber: 223214542 (0xD4DFD5E)		
E B DataOffset: 80 (0x50)		
O Flags: ...A		
Window: 1025 (scale factor 0x8) = 262400		
Checksum: 0x524, Disregarded		
UrgentPointer: 0 (0x0)		

What causes the poor quality of the audio conferences?

- A. The source port range for audio is too narrow.
- B. The source port for audio is above 50,000.
- C. The UDP traffic is being limited.
- D. The TLS traffic is being limited.

Answer: C

NEW QUESTION 116

HOTSPOT - (Topic 5)

You have a Microsoft 365 subscription that has the licenses shown in the following table.

Type	Amount
Domestic Calling Plan	100
Phone System	100
Audio Conferencing	35

What is the maximum number of user phone numbers and toll-free service numbers you can acquire? To answer, select the appropriate options in the answer area.

NOTE: Each correct selection is worth one point.

User phone numbers:

100

120

235

Toll-free service numbers:

30

100

135

- A. Mastered
- B. Not Mastered

Answer: A

Explanation:

User phone numbers:

	▼
100	
120	
235	

Toll-free service numbers:

	▼
30	
100	
135	

NEW QUESTION 121

HOTSPOT - (Topic 5)

You have a Microsoft 365 subscription that uses Microsoft Teams.

You need to configure Microsoft Teams to meet the following requirements:

- Enable live transcription for meetings.
- Require that users record their name when they connect to a meeting by using a conferencing phone number.

What should you configure for each requirement? To answer, select the appropriate options in the answer area. NOTE: Each correct selection is worth one point.

Answer Area

Enable live transcription for meetings:

Meeting policies	▼
Teams policies	
Meeting policies	
Meeting settings	
Conference bridges	

Require that users record their name when they connect to a meeting by using a conferencing phone number:

Conference bridges	▼
Teams policies	
Meeting policies	
Meeting settings	
Conference bridges	

- A. Mastered
 B. Not Mastered

Answer: A

Explanation:

Answer Area

Enable live transcription for meetings:

Meeting policies	▼
Teams policies	
Meeting policies	
Meeting settings	
Conference bridges	

Require that users record their name when they connect to a meeting by using a conferencing phone number:

Conference bridges	▼
Teams policies	
Meeting policies	
Meeting settings	
Conference bridges	

NEW QUESTION 124

- (Topic 5)

You have a Microsoft Office 365 subscription.

You discover that apps from a third-party publisher have security issues. You need to block all apps from the publisher.

What should you use in the Microsoft Teams admin center?

- A. Org-wide app settings
 B. Policy packages
 C. Permission policies
 D. Manage apps

Answer: D

Explanation:

Reference:

<https://docs.microsoft.com/en-us/microsoftteams/manage-apps>

NEW QUESTION 127

- (Topic 5)

Your company has a Microsoft Office 365 subscription. All users can create private channels.
You need to prevent specific users from creating private channels. What should you create from the Microsoft Teams admin center?

- A. a Teams policy
- B. a meeting policy
- C. a setup policy
- D. a permission policy

Answer: A

NEW QUESTION 131

DRAG DROP - (Topic 5)

You have a Microsoft Office 365 subscription named contoso.com.

You need to create the Microsoft Teams teams shown in the following table.

Name	Requirement
Sales	Users can join only once they are approved.
General	All contoso.com users are included automatically.
Projects	Users can join without approval.

What should you configure each team? To answer, drag the appropriate team types to the correct teams. Each team type may be used once, more than once, or not at all. You may need to drag the split bar between panes or scroll to view content.
NOTE: Each correct selection is worth one point.

Team Types

Org-wide

Private

Public

Answer Area

Sales: Team type

General: Team type

Project: Team type

- A. Mastered
- B. Not Mastered

Answer: A

Explanation:

Team Types

Org-wide

Private

Public

Answer Area

Sales: Private

General: Org-wide

Project: Public

NEW QUESTION 134

- (Topic 5)

Note: This question is part of a series of questions that present the same scenario. Each question in the series contains a unique solution that might meet the stated goals. Some question sets might have more than one correct solution, while others might not have a correct solution.
After you answer a question in this section, you will NOT be able to return to it. As a result, these questions will not appear in the review screen.
Your company has a Microsoft 365 subscription.
You need to prevent a user named User1 from permanently deleting private chats in Microsoft Teams.
Solution: You place the group mailboxes used by Microsoft Teams on Litigation Hold. Does this meet the goal?

- A. Yes
- B. No

Answer: B

NEW QUESTION 135

- (Topic 5)

You have a Microsoft Office 365 subscription that contains a user named User1.

You need to ensure that User1 can view Analytics & reports in the Microsoft Teams admin center. The solution must use the principle of least privilege. Which role should you assign to User1?

- A. Teams Communication support specialist
- B. Skype for Business administrator
- C. Global reader
- D. Global administrator

Answer: B

Explanation:

Reference:

<https://docs.microsoft.com/en-us/microsoftteams/get-started-with-teams-monitor-usage-and-feedback>

NEW QUESTION 137

- (Topic 5)

Note: This question is part of a series of questions that present the same scenario. Each question in the series contains a unique solution that might meet the stated goals. Some question sets might have more than one correct solution, while others might not have a correct solution.

After you answer a question in this section, you will NOT be able to return to it. As a result, these questions will not appear in the review screen.

You company has a Microsoft 365 subscription and a Virtual Desktop Infrastructure (VDI) solution.

The company's Microsoft Teams upgrade policy is set to Teams only coexistence mode. You deploy the Microsoft Installer (MSI) package for Microsoft Teams to the VDI solution. Several months later, users of the VDI solution report that their workstation is missing several new Microsoft Teams features.

You need to ensure that the VDI solution users can use the new Microsoft Teams features. Solution: You uninstall the Microsoft Teams MSI package, and then reinstall a new

Microsoft Teams MSI package.

Does this meet the goal?

- A. Yes
- B. No

Answer: A

Explanation:

Reference:

<https://docs.microsoft.com/en-us/microsoftteams/teams-client-update> <https://docs.microsoft.com/en-us/microsoftteams/teams-for-vdi#install-teams-on-vdi>

NEW QUESTION 140

DRAG DROP - (Topic 5)

Your company uses Teams.

All users are assigned a Microsoft 365 E? license.

You need to purchase add-on licenses that will enable the following features for the Teams environment

? Microsoft Purview Information Barriers

? Data loss prevention (DLP) for Teams chat and channel messages

? Safe attachments for Microsoft SharePoint OneDrive and Teams

To answer, drag the appropriate reports to the correct requirements. Each report may be used once, more than once, or not at all.

Add-on license	Answer Area
Microsoft 365 E5 Compliance	DLP for Teams chat and channel messages: Add-on license
Microsoft 365 E5 eDiscovery and Audit	Safe attachments for SharePoint, OneDrive, and Teams: Add-on license
Microsoft Defender for Cloud Apps	Microsoft Purview Information Barriers: Add-on license
Microsoft Defender for Office 365 Plan 1	

- A. Mastered
- B. Not Mastered

Answer: A

Explanation:

Add-on license	Answer Area
Microsoft 365 E5 Compliance	DLP for Teams chat and channel messages: Microsoft Defender for Office 365 Plan 1
Microsoft 365 E5 eDiscovery and Audit	Safe attachments for SharePoint, OneDrive, and Teams: Microsoft 365 E5 eDiscovery and Audit
Microsoft Defender for Cloud Apps	Microsoft Purview Information Barriers: Microsoft 365 E5 Compliance
Microsoft Defender for Office 365 Plan 1	

NEW QUESTION 142

- (Topic 5)

Note: This question is part of a series of questions that present the same scenario. Each question in the series contains a unique solution that might meet the stated goals. Some question sets might have more than one correct solution, while others might not have a correct solution.

After you answer a question in this section, you will NOT be able to return to it. As a result, these questions will not appear in the review screen.

Your company has 10 offices in North America and Europe. The company has 5,000 users.

You plan to deploy Microsoft Teams for all the users. You run a pilot project for the planned deployment.

You need to identify the network packet loss from the pilot computers to Microsoft Teams during calls.

Solution: You run the Network Testing Companion. Does this meet the goal?

- A. Yes
- B. No

Answer: B

Explanation:

Reference:
<https://docs.microsoft.com/en-us/microsoftteams/turning-on-and-using-call-quality-dashboard>

NEW QUESTION 147

HOTSPOT - (Topic 5)

You have a Microsoft 365 subscription that uses Microsoft Teams. You have the users shown in the following table.

Name	Microsoft 365 role
User1	Compliance data administrator
User2	Teams communication admin
User3	Groups admin

You have a team named Project1 that contains the users shown in the following table.

Name	Role
User4	Owner
User5	Member

Which user can archive Project 1, and which tool should be used to perform the task? To answer, select the appropriate options in the answer area.
NOTE: Each correct selection is worth one point.

Answer Area

Can archive Project1:

User4

User1

User2

User3

User4

User5

Tool:

Microsoft Teams admin center

Microsoft Teams client

Microsoft 365 admin center

Microsoft 365 compliance center

Microsoft Teams admin center

- A. Mastered
- B. Not Mastered

Answer: A

Explanation:

Answer Area

Can archive Project1:

User4

User1

User2

User3

User4

User5

Tool:

Microsoft Teams admin center

Microsoft Teams client

Microsoft 365 admin center

Microsoft 365 compliance center

Microsoft Teams admin center

NEW QUESTION 151

- (Topic 5)

Your company has a Microsoft Office 365 subscription.
The company has the departments and teams shown in the following table.

Department name	Team name
Sales	Teams1
Finance	Teams2
HR	Teams3

You need to recommend which policies must be created to meet the following requirements:

- ? Users in the HR department must be prevented from sending messages marked as Urgent.
- ? Users in the finance department must be able to send messages marked as Urgent.
- ? Users in the finance department must be able to delete sent messages.
- ? The solution must only affect the HR department users and the finance department users.

What is the minimum number of policies you should recommend?

- A. two messaging policies
- B. one messaging policy and one permission policy
- C. one permission policy only
- D. two permission policies
- E. one messaging policy only

Answer: A

NEW QUESTION 156

- (Topic 5)
 You have a Microsoft 365 E5 subscription that uses Microsoft Teams.
 You need to enforce multi-factor authentication (MFA) for all users that access Microsoft Teams outside the corporate network.
 What should you configure?

- A. a compliance policy
- B. a Teams policy
- C. a sign-in risk policy
- D. a Conditional Access policy

Answer: D

Explanation:

<https://learn.microsoft.com/en-us/azure/active-directory/conditional-access/howto-conditional-access-policy-all-users-mfa>

NEW QUESTION 159

HOTSPOT - (Topic 5)
 Your company has a Microsoft Office 365 subscription.
 The assigned licenses are shown in the Licenses exhibit. (Click the Licenses tab.)

Office

Licenses








Select a product to view and assign licenses.
[Go to Products & services](#) to manage billing or buy more licenses.

↓

Export

↺

Refresh

Name ↑	Available quantity	Account type
 Microsoft 365 Domestic and International Calling Plan	41 available 9 assigned of 50 total	Organization
 Microsoft 365 Phone System - Virtual User	8 available 2 assigned of 10 total	Organization
 Microsoft Power Automate Free	9995 available 5 assigned of 10000 total	Organization
 Office 365 E3	13 available 12 assigned of 25 total	Organization
 Office 365 E5	34 available 16 assigned of 50 total	Organization
 Office 365 E5 without Audio Conferencing	5 available 0 assigned of 5 total	Organization
 Power BI (free)	Unlimited licenses 1 assigned	Organization

The available phone numbers are shown in the Phone numbers exhibit. (Click the Phone Numbers tab.)

Phone numbers

To set up calling features for users and services in your organization, you can get new numbers or port existing ones from a service provider. You can manage phone numbers including assigning, unassigning and releasing phone numbers for people or for services like audio conferencing, auto attendants or call queues. [Learn more](#)

Numbers

Order history

+ Add

⌵ Port

✎ Edit

Match all of these conditions: Number starts with = 1952

ⓧ

✓	Phone number	Location	Number type	Status
	+1 952 208 5221	Bloomington, United States	Users	Unassigned
	+1 952 208 5222	Bloomington, United States	Users	Unassigned
	+1 952 208 5223	Bloomington, United States	Users	Unassigned
	+1 952 222 8948	Bloomington, United States	Service	Unassigned
	+1 952 222 8963	Bloomington, United States	Service	Unassigned
	+1 952 222 8974	Bloomington, United States	Service	Unassigned

For each of the following statements, select Yes if the statement is true. Otherwise, select No.
 NOTE: Each correct selection is worth one point.

Statements	Yes	No
Phone number +1 952 222 8948 can be assigned to a user.	<input type="radio"/>	<input type="radio"/>
Phone number +1 952 222 8948 can be assigned to a call queue.	<input type="radio"/>	<input type="radio"/>
Phone number +1 952 222 8948 can be assigned to a conference bridge.	<input type="radio"/>	<input type="radio"/>

- A. Mastered
- B. Not Mastered

Answer: A

Explanation:

Statements	Yes	No
Phone number +1 952 222 8948 can be assigned to a user.	<input type="radio"/>	<input checked="" type="radio"/>
Phone number +1 952 222 8948 can be assigned to a call queue.	<input checked="" type="radio"/>	<input type="radio"/>
Phone number +1 952 222 8948 can be assigned to a conference bridge.	<input checked="" type="radio"/>	<input type="radio"/>

NEW QUESTION 160

- (Topic 5)
 You have a Microsoft 365 subscription that uses Microsoft Teams and 300 Microsoft Teams-certified IP phones. You need to locate, group, and filter the IP phones based on keywords. What should you use?

- A. device tags
- B. reporting labels
- C. a configuration profile
- D. a label policy

Answer: A

Explanation:

Reference:

<https://docs.microsoft.com/en-us/microsoftteams/devices/manage-device-tags>

NEW QUESTION 162

- (Topic 5)

Your company uses Teams.

A user named User1 cannot invite guest users to Teams.

What should you recommend using to identify the cause of the issue?

- A. Microsoft Teams Network Assessment Tool
- B. Teams advisor
- C. Microsoft 365 network connectivity test tool
- D. self-help diagnostics

Answer: D

NEW QUESTION 165

- (Topic 5)

You have a Microsoft 365 subscription that uses Microsoft Teams.

You need to ensure that Microsoft Teams audio, video, and screen sharing data is prioritized over other data types across the network.

What should you do from the Microsoft Teams admin center?

- A. Modify the global (Org-wide default) meeting policy and configure the Media bit rate (Kbs) setting.
- B. Modify the global (Org-wide default) meeting policy and configure the Mode for IP video setting.
- C. From the Meeting settings, select automatically use any available ports
- D. From the Meeting settings, set Insert Quality of Service (QoS) markers for real-time media traffic to On.

Answer: B

NEW QUESTION 166

DRAG DROP - (Topic 5)

You have a Microsoft 365 E5 subscription that contains a Microsoft Teams team named Confidential. You need to ensure that guest users cannot be added to the Confidential team.

How should you complete the PowerShell script? To answer, drag the appropriate values to the correct targets. Each value may be used once, more than once, or not at all. You may need to drag the split bar between panes or scroll to view content.

Values	Answer Area
Get-AzureADDirectorySetting	\$GroupName = "<GroupName>"
Get-AzureADDirectorySettingTemplate	Connect-AzureAD
Get-AzureADGroup	\$template = [] ? { \$_.displayname -eq "group.unified.guest" }
Get-AzureADHISGroup	\$settingsCopy = \$template.CreateDirectorySetting()
Set-AzureADGroup	\$settingsCopy["AllowToAddGuests"] = \$False
Set-AzureADHISGroup	\$groupId = ([] -SearchString \$GroupName).ObjectId
	New-AzureADObjectSetting -TargetType Groups -TargetObjectId \$groupId -DirectorySetting \$settingsCopy

- A. Mastered
- B. Not Mastered

Answer: A

Explanation:

Values	Answer Area
Get-AzureADDirectorySetting	\$GroupName = "<GroupName>"
Get-AzureADDirectorySettingTemplate	Connect-AzureAD
Get-AzureADGroup	\$template = Get-AzureADDirectorySettingTemplate ? { \$_.displayname -eq "group.unified.guest" }
Get-AzureADHISGroup	\$settingsCopy = \$template.CreateDirectorySetting()
Set-AzureADGroup	\$settingsCopy["AllowToAddGuests"] = \$False
Set-AzureADHISGroup	\$groupId = (Get-AzureADDirectorySetting -SearchString \$GroupName).ObjectId
	New-AzureADObjectSetting -TargetType Groups -TargetObjectId \$groupId -DirectorySetting \$settingsCopy

NEW QUESTION 171

- (Topic 5)

You have a Microsoft 365 subscription that uses Microsoft Teams.

You need to ensure that only the following apps are available in the Microsoft Teams app store:

- ? Lists
- ? Project
- ? Bulletins
- ? OneNote
- ? PowerApps

The solution must minimize administrative effort. What should you do?

- A. Configure the Org-wide app settings
- B. From the Manage apps page, block unapproved apps
- C. Configure the global (Org-wide default) app permission policy
- D. Configure the global (Org-wide default) app setup policy

Answer: C

Explanation:

Reference:

<https://docs.microsoft.com/en-us/microsoftteams/teams-app-permission-policies>

NEW QUESTION 176

- (Topic 5)

Note: This question is part of a series of questions that present the same scenario. Each question in the series contains a unique solution that might meet the stated goals. Some question sets might have more than one correct solution, while others might not have a correct solution.

After you answer a question in this section, you will NOT be able to return to it. As a result, these questions will not appear in the review screen.

You have a Microsoft 365 subscription that contains several Microsoft SharePoint Online sites.

You need to ensure that the content stored in a SharePoint modern team site named Sales is available from Microsoft Teams. The solution must ensure that when a new channel is added to a team, a folder for the channel is created in the Sales site.

Solution: From PowerShell, you run the Set-AzureADGroup cmdlet. Does this meet the goal?

- A. Yes
- B. No

Answer: B

NEW QUESTION 179

HOTSPOT - (Topic 5)

You have a Microsoft 365 subscription that uses Teams. You have two teams named Department1 and Department2.

You need to implement a security and compliance solution that meets the following requirements:

- Prevents the members of Department1 and Department2 from communicating with each other in Teams
- Provides an alert if offensive language is used during a Teams chat

Which Microsoft Purview feature should you use for each requirement? To answer, select the appropriate options in the answer area.

NOTE: Each correct selection is worth one point.

Answer Area

Prevents the members of Department1 and Department2 from communicating in Teams:	<div>Information barriers</div> <div>Information barriers</div> <div>Information protection</div> <div>Insider risk management</div> <div>Privacy risk management</div> <div>Communication compliance</div>
Provides an alert if offensive language is used during a Teams chat:	<div>Communication compliance</div> <div>Information barriers</div> <div>Information protection</div> <div>Insider risk management</div> <div>Privacy risk management</div> <div>Communication compliance</div>

- A. Mastered
- B. Not Mastered

Answer: A

Explanation:

Answer Area

Prevents the members of Department1 and Department2 from communicating in Teams:	<div>Information barriers</div> <div>Information barriers</div> <div>Information protection</div> <div>Insider risk management</div> <div>Privacy risk management</div> <div>Communication compliance</div>
Provides an alert if offensive language is used during a Teams chat:	<div>Communication compliance</div> <div>Information barriers</div> <div>Information protection</div> <div>Insider risk management</div> <div>Privacy risk management</div> <div>Communication compliance</div>

NEW QUESTION 184

- (Topic 5)

Note: This question is part of a series of questions that present the same scenario. Each question in the series contains a unique solution that might meet the stated goals. Some question sets might have more than one correct solution, while others might not have a correct solution.

After you answer a question in this section, you will NOT be able to return to it. As a result, these questions will not appear in the review screen.

You have a Microsoft 365 subscription that contains several Microsoft SharePoint Online sites.

You need to ensure that the content stored in a SharePoint modern team site named Sales is available from Microsoft Teams. The solution must ensure that when a new channel is added to a team, a folder for the channel is created in the Sales site.

Solution: From the Sales site, you use the Add Microsoft Teams link. Does this meet the goal?

- A. Yes
- B. No

Answer: B

NEW QUESTION 187

- (Topic 5)

You have a Microsoft 365 subscription that uses Microsoft Teams. All users are assigned a Microsoft Office 365 Enterprise E3 license.

You need to ensure that the users can join scheduled meetings by dialing a toll-free phone number.

Which two add-on licenses should you assign to the users? Each correct answer presents part of the solution.

Each correct selection is worth one point.

- A. Communication Credits
- B. Microsoft 365 Audio Conferencing
- C. Microsoft 365 Domestic Calling Plan
- D. Microsoft Teams Phone Standard — Virtual User
- E. Common Area Phone

Answer: AB

Explanation:

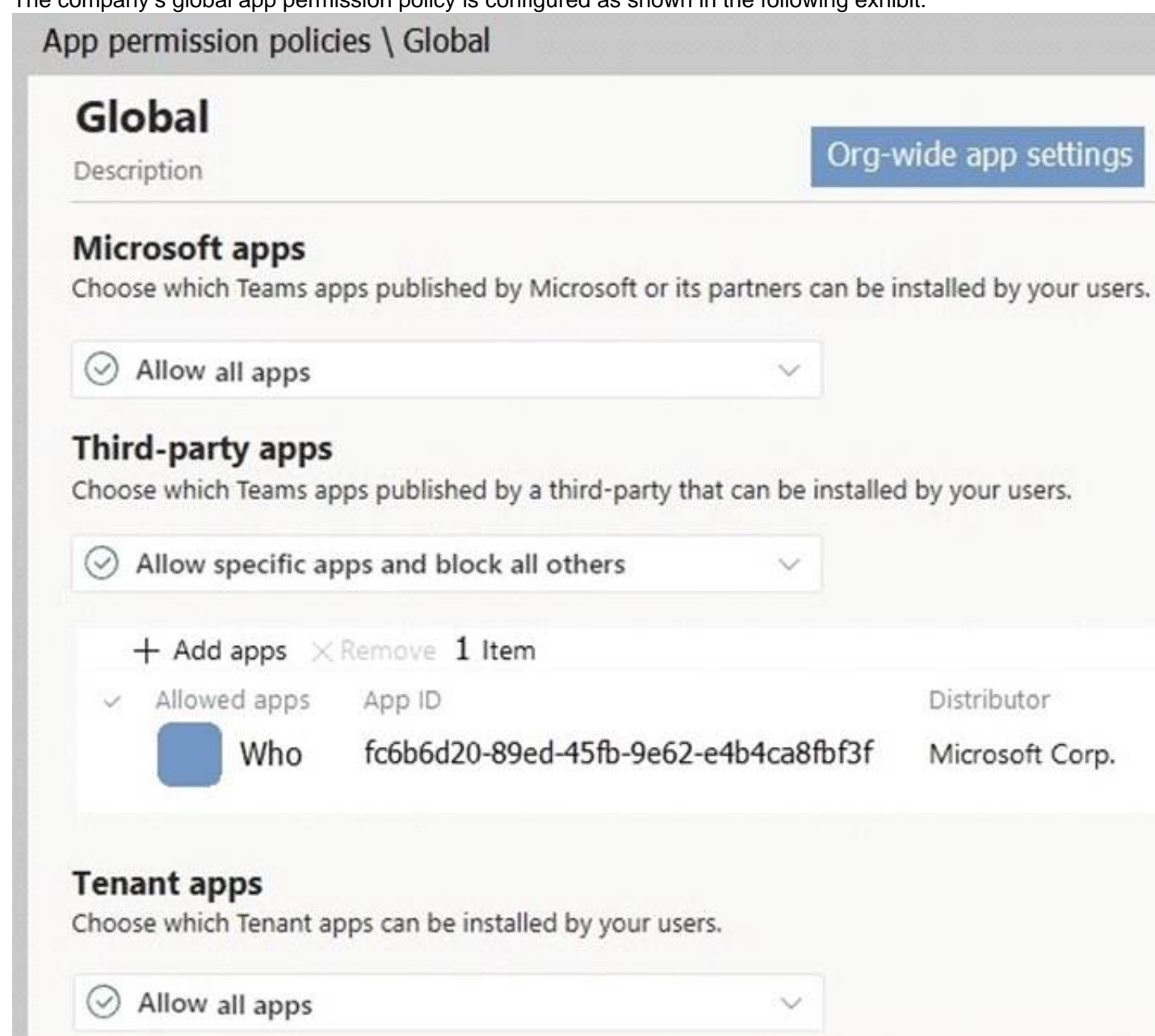
<https://docs.microsoft.com/en-us/microsoftteams/teams-add-on-licensing/microsoft-teams-add-on-licensing>

NEW QUESTION 188

- (Topic 5)

Your company has a Microsoft 365 subscription.

The company's global app permission policy is configured as shown in the following exhibit.



App permission policies \ Global

Global Org-wide app settings

Description


Microsoft apps
Choose which Teams apps published by Microsoft or its partners can be installed by your users.

☒ Allow all apps

Third-party apps
Choose which Teams apps published by a third-party that can be installed by your users.

☒ Allow specific apps and block all others

+ Add apps × Remove 1 Item

Allowed apps	App ID	Distributor
 Who	fc6b6d20-89ed-45fb-9e62-e4b4ca8fbf3f	Microsoft Corp.

Tenant apps
Choose which Tenant apps can be installed by your users.

☒ Allow all apps

Users report that they can view the list of available third-party apps from the Microsoft Teams client.

You need to ensure that the Who app is the only visible app from the Microsoft Teams client.

What should you modify?

- A. the Org-wide app settings
- B. the global app permission policy
- C. the global app setup policy
- D. the global teams policy

Answer: C

Explanation:

Reference:

<https://docs.microsoft.com/en-us/microsoftteams/teams-app-permission-policies> "Users report that they can view the list of available third-party apps from the Microsoft

Teams client" Key word, they can "view" them

NEW QUESTION 191

- (Topic 5)

Note: This question is part of a series of questions that present the same scenario. Each question in the series contains a unique solution that might meet the stated goals. Some question sets might have more than one correct solution, while others might not have a correct solution.
After you answer a question in this section, you will NOT be able to return to it. As a result, these questions will not appear in the review screen.
Your company has a Microsoft 365 subscription.
You plan to configure the environment to allow external users to collaborate in Microsoft Teams by using guest access.
The company implements a new security policy that has the following requirements:
? Only guest users from specific domains must be allowed to connect to collaborate by using Microsoft Teams.
? Guest users must be prevented from inviting other guests.
You need to recommend a solution to meet the security policy requirements.
Solution: From PowerShell, you run the New-CSEExternalAccessPolicy and Set- CSEExternalAccessPolicy cmdlets.
Does this meet the goal?

- A. Yes
- B. No

Answer: B

NEW QUESTION 194

HOTSPOT - (Topic 5)
Your company has a Microsoft Office 365 subscription.
The company has offices in France, United States, and Belgium.
You plan to implement Phone System to meet the following requirements:
? The office in Belgium must use SIP trunks from the current telecommunication provider.
? The office in France must integrate the phone number range and an on-premises IP-PBX.
? The office in the United States must minimize the infrastructure required to deploy the planned Phone System.
You need to recommend which PSTN connectivity meets the requirements.
Which PSTN connectivity should you recommend for each office? To answer, select the appropriate options in the answer area.
NOTE: Each correct selection is worth one point.

France:	<div><div></div><div>▼</div><div>Calling Plans</div><div>Direct Routing</div></div>
Belgium:	<div><div></div><div>▼</div><div>Calling Plans</div><div>Direct Routing</div></div>
United States:	<div><div></div><div>▼</div><div>Calling Plans</div><div>Direct Routing</div></div>

- A. Mastered
- B. Not Mastered

Answer: A

Explanation:

France:

	▼
Calling Plans	
Direct Routing	

Belgium:

	▼
Calling Plans	
Direct Routing	

United States:

	▼
Calling Plans	
Direct Routing	

NEW QUESTION 195

- (Topic 5)

Your company has a Microsoft 365 subscription.

You recently set the company's Microsoft Teams upgrade policy to Teams only coexistence mode.

A user reports that several online meetings are configured to use Microsoft Skype for Business.

You need to convert the online meetings in the user's calendar to use Microsoft Teams.

What are two possible ways to achieve the goal? Each correct answer presents a complete solution.

NOTE: Each correct selection is worth one point.

- A. From PowerShell, run the Start-CsExMeetingMigration cmdlet and specify the -identity parameter.
- B. Run the Skype for Business Meeting Update tool.
- C. From the Microsoft Teams admin center, modify the meeting policy.
- D. From PowerShell, run the Set-CsTeamsUpgradeConfiguration cmdlet.
- E. From the Microsoft Teams admin center, modify the Microsoft Teams upgrade policy.

Answer: AB

Explanation:

Reference:

<https://docs.microsoft.com/en-us/skypeforbusiness/audio-conferencing-in-office-365/setting-up-the-meeting-migration-service-mms>

NEW QUESTION 196

HOTSPOT - (Topic 5)

You have a Microsoft 365 subscription that uses Microsoft Teams and contains a user named User1.

You have the following Microsoft Team templates:

- ? Manage an Event
- ? Manage a Project
- ? Quality and Safety
- ? Onboard Employees

You have the Microsoft Teams template policies shown in the following table.

Policy	Viewable template
Global (Org-wide default)	Manage a Project Quality and Safety Onboard Employees
Policy1	Manage a Project Manage an Event

The Templates policy settings for User1 are configured as shown in the following exhibit.

Templates policy

User1

You can see how and which policy is dynamically getting applied. [Learn more](#)



For each of the following statements, select Yes if the statement is true. Otherwise, select No.
NOTE: Each correct selection is worth one point.

Statements	Yes	No
User1 can create new teams by using the Onboard Employees template.	<input type="radio"/>	<input type="radio"/>
User1 must use the Microsoft Teams admin center to create a new team by using a template.	<input type="radio"/>	<input type="radio"/>
User1 must be assigned the Teams Administrator role to create new teams by using the Manage a Project template.	<input type="radio"/>	<input type="radio"/>

- A. Mastered
- B. Not Mastered

Answer: A

Explanation:

Statements	Yes	No
User1 can create new teams by using the Onboard Employees template.	<input checked="" type="radio"/>	<input type="radio"/>
User1 must use the Microsoft Teams admin center to create a new team by using a template.	<input type="radio"/>	<input checked="" type="radio"/>
User1 must be assigned the Teams Administrator role to create new teams by using the Manage a Project template.	<input type="radio"/>	<input checked="" type="radio"/>

NEW QUESTION 199

- (Topic 5)
Your company uses Teams.
Users often use Teams mobile apps to make and receive calls. You change the display name for a user named User1. User! reports that their previous name still appears when they receive incoming calls in the Teams mobile app. You need to ensure that the updated display name for User1 appears. What should you do?

- A. Run the Sync-CsOnlineApplicationInstance Cmdlet.
- B. Collect and review the Debug logs.

- C. From the Microsoft 365 admin center, run self-help diagnostics.
- D. Clear the Microsoft Teams client cache on the mobile phone.

Answer: D

NEW QUESTION 203

DRAG DROP - (Topic 5)

You have a Microsoft 365 subscription that has Azure Active Directory Premium Plan 2 licenses. You need to implement Microsoft Teams lifecycle management to meet the following requirements:

- ? All unused teams must be deleted after 180 days.
- ? Inactive guest users must be removed from teams automatically every three months.
- ? Microsoft Teams admin roles must only be assigned for specific time periods.

Which feature should you use for each requirement? To answer, drag the appropriate features to the correct requirements. Each feature may be used once, more than once, or not at all. You may need to drag the split bar between panes or scroll to view content.

NOTE: Each correct selection is worth one point.

Features	Answer Area
A Microsoft 365 group expiration policy	All unused teams must be deleted after 180 days:
Access reviews in Azure Active Directory (Azure AD)	Inactive guest users must be removed from teams automatically every three months:
Azure Active Directory (Azure AD) Privileged Identity Management (PIM)	Microsoft Teams Admin roles must only be assigned for specific time periods:
Entitlement management in Azure Active Directory (Azure AD)	

- A. Mastered
- B. Not Mastered

Answer: A

Explanation:

Features	Answer Area
A Microsoft 365 group expiration policy	All unused teams must be deleted after 180 days:
Access reviews in Azure Active Directory (Azure AD)	Inactive guest users must be removed from teams automatically every three months:
Azure Active Directory (Azure AD) Privileged Identity Management (PIM)	Microsoft Teams Admin roles must only be assigned for specific time periods:
Entitlement management in Azure Active Directory (Azure AD)	

NEW QUESTION 207

HOTSPOT - (Topic 5)

You have a Microsoft Office 365 subscription. You need to meet the following requirements:

- ? Pin specific apps to the Microsoft Teams app bar.
- ? Prevent users from installing third-party apps published in the Teams app store.
- ? Prevent users from pinning apps to the Microsoft Teams app bar.

What should you use to meet each requirement? To answer, select the appropriate options in the answer area.

NOTE: Each correct selection is worth one point.

Pin specific apps to the app bar:

▼

App permission policies
App setup policies
Microsoft Teams policies
Microsoft Teams settings

Prevent users from pinning apps to the app bar:

▼

App permission policies
App setup policies
Microsoft Teams policies
Microsoft Teams settings

Prevent users from installing third-party apps
published to the Teams app store:

▼

App permission policies
App setup policies
Microsoft Teams policies
Microsoft Teams settings

- A. Mastered
- B. Not Mastered

Answer: A

Explanation:

Pin specific apps to the app bar:

▼

App permission policies
App setup policies
Microsoft Teams policies
Microsoft Teams settings

Prevent users from pinning apps to the app bar:

▼

App permission policies
App setup policies
Microsoft Teams policies
Microsoft Teams settings

Prevent users from installing third-party apps
published to the Teams app store:

▼

App permission policies
App setup policies
Microsoft Teams policies
Microsoft Teams settings

NEW QUESTION 210

- (Topic 5)
Your company has a Microsoft Office 365 subscription.
The company has the departments and teams shown in the following table.

Department name	Team name
Human resources	HR
Research and development	R&D
Events	Events

You need to ensure that only the following apps appear in the app bar of the Microsoft Teams client for only the events department:

- ? Activity
- ? Shifts
- ? Chat

What should you do first?

- A. Create a custom app permission policy.
- B. Modify the global app permission policy.
- C. Create a custom app setup policy.
- D. Modify the global app setup policy.

Answer: C

Explanation:

Reference:

<https://docs.microsoft.com/en-us/microsoftteams/teams-app-setup-policies#assign-a-custom-app-setup-policyto-users>

NEW QUESTION 215

- (Topic 5)

You have a Microsoft 365 E5 subscription that has Phone System enabled for all Microsoft Teams users.

You need to configure the Phone System to meet the following requirements:

- ? Provide a virtual receptionist that connects callers to either a specific user or the help desk.
- ? Route calls to the help desk on a First in, First out (FIFO) order.

Which two resources should you create? Each correct answer presents part of the solution.

NOTE: Each correct selection is worth one point.

- A. a call park policy
- B. a call queue
- C. a voice routing policy
- D. a group call pickup
- E. an auto attendant
- F. a calling policy

Answer: BE

Explanation:

Reference:

<https://docs.microsoft.com/en-us/microsoftteams/create-a-phone-system-call-queue> <https://docs.microsoft.com/en-us/microsoftteams/plan-auto-attendant-call-queue>

NEW QUESTION 217

HOTSPOT - (Topic 5)

You have a Microsoft Office 365 subscription. You create a team named Room1.

You need to ensure that Room1 automatically accepts meeting invitations. The solution must prevent meeting invitations from being accepted if the room is unavailable.

How should you complete the PowerShell command? To answer, select the appropriate options in the answer area.

NOTE: Each correct selection is worth one point.

Set-CalendarProcessing -Identity 'Room1' -AutomateProcessing

AutoAccept

AutoProcessing

AutoUpdate

-AllowConflicts

\$false

\$null

\$true

- A. Mastered
- B. Not Mastered

Answer: A

Explanation:

Set-CalendarProcessing -Identity 'Room1' -AutomateProcessing

AutoAccept

AutoProcessing

AutoUpdate

-AllowConflicts

\$false

\$null

\$true

NEW QUESTION 219

- (Topic 5)

Your company has a Microsoft 365 subscription. All users are assigned a Microsoft 365 E3 license.

You need to implement information barriers between two groups of users.

Which two licensing add-ons provide the required functionality? Each correct answer presents a complete solution.

Each correct selection is worth one point.

- A. Microsoft Defender for Office 365
- B. Insider Risk Management
- C. Compliance
- D. Communications Credits

Answer: BC

Explanation:

<https://docs.microsoft.com/en-us/office365/servicedescriptions/microsoft-365-service-descriptions/microsoft-365-tenantlevel-services-licensing-guidance/microsoft-365-security-compliance-licensing-guidance>

NEW QUESTION 221

DRAG DROP - (Topic 5)

Your company has a Microsoft 365 subscription that uses Microsoft Teams. The company has a team named Customer Support. Guest users from outside the company regularly access the Customer Support team. You need to configure the Guest access settings to meet the following requirements:

- ? Guest users must be able to view only a single application during screen sharing sessions.
- ? Guest users must be prevented from creating channels in Customer Support.
- ? Guest users must be admitted to meetings manually.

Which settings should you configure for each requirement? To answer, drag the appropriate settings to the correct requirements. Each setting may be used once, more than once, or not at all. You may need to drag the split bar between panes or scroll to view content.

Settings

Guest access to Org-wide settings

Meeting policies

Meeting settings

Settings for the Customer Support team

Answer Area

Guests must only be able to view a single application in screen sharing sessions

Guests must be prevented from creating channels in Customer Support

Guest users must be admitted to meetings manually

- A. Mastered
- B. Not Mastered

Answer: A

Explanation:

Settings

Guest access to Org-wide settings

Meeting policies

Meeting settings

Settings for the Customer Support team

Answer Area

Guests must only be able to view a single application in screen sharing sessions

Guests must be prevented from creating channels in Customer Support

Guest users must be admitted to meetings manually

Guest access to Org-wide settings

Settings for the Customer Support team

Meeting policies

NEW QUESTION 225

- (Topic 5)

You have a Microsoft 365 E5 subscription that is linked to an Azure Active Directory (Azure AD) tenant. The tenant contains the groups shown in the following table.

Name	Type
Group1	Distribution
Group2	Security
Group3	Microsoft 365
Group4	Mail-enabled security

You need to create a new team by using the Microsoft Teams client. Which group can you use to create the new team?

- A. Group4
- B. Group1
- C. Group2
- D. Group3

Answer: D

Explanation:
Reference:
<https://support.microsoft.com/en-us/office/create-a-team-from-an-existing-group-24ec428e-40d7-4a1a-ab87-29be7d145865>

NEW QUESTION 227

HOTSPOT - (Topic 5)
HOTSPOT

You have a Microsoft 365 subscription that uses Microsoft Teams.
You need to configure phone settings to meet the following requirements:
? Put a call on hold, and then transfer the call.
? Hide the calling phone number of outgoing calls.
What should you configure for each requirement? To answer, select the appropriate options in the answer area.
NOTE: Each correct selection is worth one point.

Put a call on hold, and then transfer the call:

	▼
Call queues	
Call forwarding	
Call park policies	
Voice routing policies	

Hide the calling phone number of outgoing calls:

	▼
Call forwarding	
Caller ID policies	
Voice routing policies	
Microsoft Phone System Direct Routing	

- A. Mastered
- B. Not Mastered

Answer: A

Explanation:

Put a call on hold, and then transfer the call:

	▼
Call queues	
Call forwarding	
Call park policies	
Voice routing policies	

Hide the calling phone number of outgoing calls:

	▼
Call forwarding	
Caller ID policies	
Voice routing policies	
Microsoft Phone System Direct Routing	

NEW QUESTION 228

- (Topic 5)
Note: This question is part of a series of questions that present the same scenario. Each question in the series contains a unique solution that might meet the stated goals. Some question sets might have more than one correct solution, while others might not have a correct solution.
After you answer a question in this section, you will NOT be able to return to it. As a result, these questions will not appear in the review screen.
Your company has a Microsoft 365 subscription.
You need to prevent temporary employees from using the private chat feature in Microsoft Teams.
Solution: You create a meeting policy and assign the policy to the users. Does this meet the goal?

- A. Yes
- B. No

Answer: B

NEW QUESTION 230

- (Topic 5)
You are a Microsoft Teams administrator for your company.
All the teams used by the company's legal department must meet the following compliance requirements:
? Each team must expire 365 days after it is created.
? All team content must be deleted when the team expires.
? An administrator must be able to restore deleted team content for 30 days.
What should you do?

- A. From the Microsoft 365 compliance center, create a retention policy.
- B. From the Azure Active Directory admin center, configure Microsoft 365 Groups expiration.
- C. From the Microsoft 365 admin center, modify the Office 365 group settings.

D. From the Microsoft Teams admin center, modify the team's policy.

Answer: B

Explanation:

Reference:

<https://docs.microsoft.com/en-us/microsoftteams/team-expiration-renewal>

NEW QUESTION 233

.....

Thank You for Trying Our Product

We offer two products:

1st - We have Practice Tests Software with Actual Exam Questions

2nd - Questions and Answers in PDF Format

MS-700 Practice Exam Features:

- * MS-700 Questions and Answers Updated Frequently
- * MS-700 Practice Questions Verified by Expert Senior Certified Staff
- * MS-700 Most Realistic Questions that Guarantee you a Pass on Your FirstTry
- * MS-700 Practice Test Questions in Multiple Choice Formats and Updatesfor 1 Year

100% Actual & Verified — Instant Download, Please Click
[Order The MS-700 Practice Test Here](#)