



# Salesforce

## Exam Questions OmniStudio-Developer

Salesforce Certified OmniStudio Developer (SU21)

## About Exambible

### *Your Partner of IT Exam*

## Found in 1998

Exambible is a company specialized on providing high quality IT exam practice study materials, especially Cisco CCNA, CCDA, CCNP, CCIE, Checkpoint CCSE, CompTIA A+, Network+ certification practice exams and so on. We guarantee that the candidates will not only pass any IT exam at the first attempt but also get profound understanding about the certificates they have got. There are so many alike companies in this industry, however, Exambible has its unique advantages that other companies could not achieve.

## Our Advances

### \* 99.9% Uptime

All examinations will be up to date.

### \* 24/7 Quality Support

We will provide service round the clock.

### \* 100% Pass Rate

Our guarantee that you will pass the exam.

### \* Unique Gurantee

If you do not pass the exam at the first time, we will not only arrange FULL REFUND for you, but also provide you another exam of your claim, ABSOLUTELY FREE!

### NEW QUESTION 1

A developer needs to create . DataRaptor to retrieve the name of an account for a contact. Following best practices, how should a developer configure the extraction steps?

- A. Define an extraction step for the Contact object and set the Extract JSON Path to Contact Account.Name
- B. Define extraction steps for the Contact and the Account objects, and set the Extract JSON Path to Contact Account.Name
- C. Define extraction steps for the Contact and the Account objects, and set the Extract 3SON Path to Account.Name
- D. Define an extractionstep for the Account object, and set the Extract JSON Path to AccountContact.Name

**Answer:** A

### NEW QUESTION 2

A developer writes an OmniScript that includes a DataRaptor that updates the Account statue based on information provided from the OmniScript. The information must be updated only if the Account record already exists. Otherwise, a new account must be created. How should the developer accomplish this task?

- A. Populate the Lookup object and Lookup fields
- B. Check the Upset key and is required for Upsert checkboxes on the Account id field
- C. Check the Upsert key checkbox on the Account Status field
- D. Check Overwrite Target for all Null input checkbox on the Account id field

**Answer:** B

### NEW QUESTION 3

An OmniScript updates data from one Salesforce record, but when it completes, only some of the data is updated in Salesforce. A DataRaptor Load saves the data. What error could cause this behavior? Choose 2 answers

- A. The fields that are not updated are read only in Salesforce.
- B. In the DataRaptor Load, in the Preview tab, the Record is from the wrong record type.
- C. The input JSON paths In the DataRaptor Load do not match the JSON from the OmniScript.
- D. ContextId is misspelled in the merge code thatpasses the RecordId to the DataRaptor

**Answer:** AC

### NEW QUESTION 4

A developer needs to build a multi-step intake form. Each step must allow the user tocancel the intake at any time. The developer is using an LWC OmniScript to build the form.

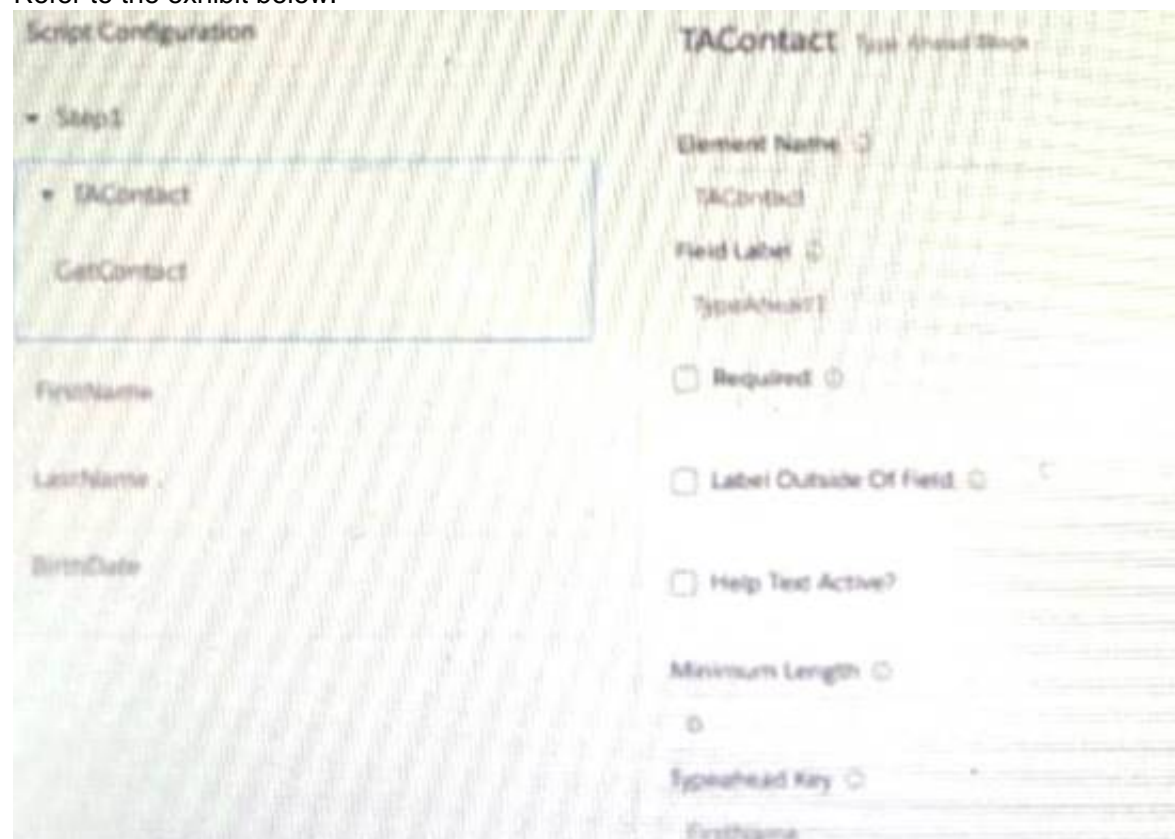
How should the developer implement the cancel functionality for all steps using the LWC OmniScript Designer?

- A. Check the Enable Cancel checkbox in the Setup tab under Cancel Options.
- B. Add a navigation Action inside each step and set the Component name to "Cancel",
- C. Add a navigation Action outside each step and set the Element Name to "Cancel",
- D. Add a navigation Action inside each step and set the ElementName to "Cancel",

**Answer:** A

### NEW QUESTION 5

Refer to the exhibit below.



What is the reason that the fields fail to displaythe fetched data?

- A. Lookup Mode is selected in the properties of the Type Ahead Block.
- B. FirstName, LastName, and BirthDate are not placed inside the Type Ahead Block.
- C. The typeHead key is not in the correct format.
- D. Use Data JSON is Not selected in the properties of the Type Ahead Block.

Answer: B

NEW QUESTION 6

Refer to the following row-versioned calculation matrix.

Version 1				
Input	Input	Output	RowStartDate	RowEndDate
State	County	Code		
CA	San Francisco	CA-SF	Jan011980	Jun301980
CA	San Mateo	CA-SM	Jan011980	Jun301980

Version 2				
Input	Input	Output	RowStartDate	RowEndDate
State	County	Code		
CA	San Francisco	CA-SF	Jan011980	Jun301980
CA	San Mateo	CA-SM	Jan011980	Jun301980
CA	Mountain View	CA-MV	Jul011980	Dec311980

Version 3				
Input	Input	Output	RowStartDate	RowEndDate
State	County	Code		
CA	San Francisco	CA-SF	Jan011980	Jun301980
CA	San Mateo	CA-SM	Jan011980	Jun301980
CA	Mountain View	CA-MV	Jul011980	Jan311980
CA	San Carlos	CA-SC	Jul011980	Dec311980

Color Yellow - represents the rows that are shared across versions.

The developer needs to delete the row that contains the Code CA-SF. If the developer deletes that row in Version 3, what is the result?

- A. The row is delete only in Version 3.
- B. The row is deleted In Versions 2 and 3 but will remain in Version1.
- C. The row is deleted in Version 3 and Version 1.
- D. The row is deleted in all versions

Answer: A

NEW QUESTION 7

A developer creates a FlexCard with five state elements. For of the states have a condition. To test the FlexCard, the developer previews it using sample data that causes two of the states to have trueconditions.

In this scenario, how will the developer know which state will display?

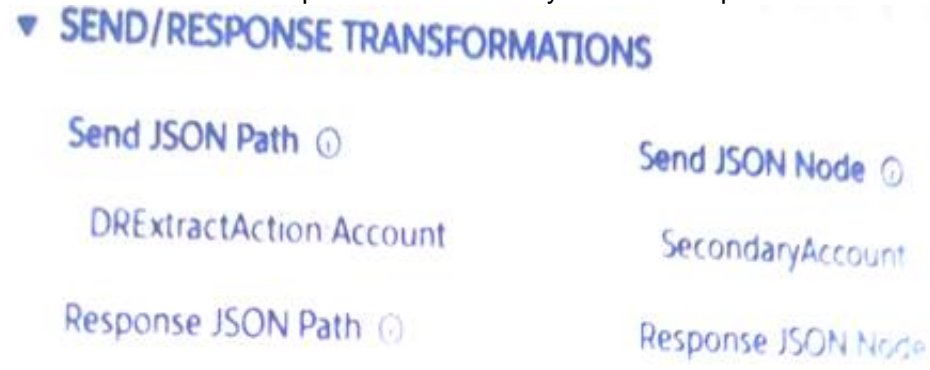
- A. The first state with true conditions sequence closest to the top of the FlexCard canvas will display.
- B. The first state with true nested condition, regardless of sequence in the FlexCard canvas, will display
- C. The state sequenced first in the FlexCard canvas will display.
- D. The first state with a true AND condition, regardless of sequence in the FlexCard canvas, will display.

Answer: C

NEW QUESTION 8

..... configure Additional input to send exactly the same data?

Assume that the develop checkedSend Only Additional input.





A)

Key	Value
SecondaryAccount	DRExtractAction:Account

B)

Key	Value
DRExtractAction:Account	SecondaryAccount

C)

Key	Value
DRExtractAction:Account	SecondaryAccount

D)

Key	Value
SecondaryAccount	DRExtractAction:Account

- A. Option A
- B. Option B
- C. Option C
- D. Option D

**Answer: D**

#### NEW QUESTION 9

A developer needs to configure a calculation procedure to calculate the sum of the entire Baseprice. What is the most efficient way for the developer to meet this requirement?

- A. Create a Postprocessor apex class to calculate the sum.
- B. Add an Aggregation Step as SUM (BasePrice)
- C. Add A Calculation Step as SUM (BasePrice).
- D. Create a Preprocessor class to calculate the sum

**Answer: B**

#### NEW QUESTION 10

In an OmniScript, a developer needs to configure a Disclosure element to require user input only if the user already checked a Non-Disclosure Agreement Checkbox.

How should the developer configure the conditional view to meet this requirement?

- A. Show element if true
- B. Disable read only if true
- C. Set element to optional if false
- D. Set element to require if true

**Answer: A**

#### NEW QUESTION 10

An Integration Procedure uses an HTTP action to make a REST API call. The response from the REST API must be converted into a specific XML structure before sending it as an input to another external web service.

How should the developer configure the Integration Procedure to meet this requirement?

- A. Use a Remote Action that calls the XMLStreamReader class
- B. Use a Remote Action that calls the XMLStreamWriter class
- C. Use a DataRaptor Transform to convert JSON to XML
- D. Use a DataRaptor Extract and check the XML checkbox on the Output JSON Path.

**Answer: C**

#### NEW QUESTION 12

Users receive an APEC CPU limit Exceeded error when running an OmniScript in a Salesforce Community. The OmniScript includes an Integration Procedure that contains two DataRaptors.

Which two Locations should the developer check to troubleshoot the issue? Choose 2 answers

- A. Script configuration
- B. Community logs
- C. DataRaptor configuration
- D. Action Debugger

**Answer: CD**

### NEW QUESTION 13

A developer needs to display the following information together on one FlexCard:

\* Account name, address, phone number, website

\* Primary contact first name, contact name, address, phone number, email

The account information must always be visible, and the contact information should only be visible as needed by the user.

What approach should the developer use to display the contact information on the card?

- A. Use a Datatable element
- B. Set the class "collapsible" on the block element
- C. Set the collapsible property on the block element
- D. Use a conditional FlexCard State

**Answer: C**

### NEW QUESTION 18

Which two of these options can a developer use to retrieve data from a Salesforce object? Choose 2 answers

- A. A DataRaptor Load Action
- B. A DataRaptor Extract Action
- C. A Lookup Input Element
- D. A DataRaptor Post Action

**Answer: BD**

### NEW QUESTION 23

A developer is creating a FlexCard for a new Community page. The FlexCard will display case information along with action to close the case and update the case. And it will be styled using the Community's theme.

What must the developer do to configure the FlexCard for deployment in a Community?

- A. Add the FlexCard's API name to FlexCard Player component
- B. Set the Target property in publish Options to Community page
- C. Configure the Component visibility in the custom Component.
- D. Set the Developer property in Card Configuration to "Community"

**Answer: B**

### NEW QUESTION 25

A developer needs to configure a calculation procedure to calculate a subtotal using two different formulas depending on whether the input Boolean variable is Customer is set to true or false.

How should a developer configure the calculation procedure to conditionally execute the correct formula?

- A. Use two separate Calculation Steps with the Conditional Step property selected: use the ISTRUE(isCustomer) and NOT (ISTRUE) (isCustomer) functions in the Condition syntax.
- B. Use two separate Calculation Steps with the Conditional Step property selected: reference just the isCustomer variable in the Conditional syntax (no comparison necessary)
- C. Use two separate Calculation Steps with the Conditional Step property selected: compare the isCustomer variable directly to the literal true and false values in the Condition syntax.
- D. Use a single Calculation Step with an IF statement directly in the formula definition to reference the isCustomer variable and conditionally perform the appropriate calculation.

**Answer: B**

### NEW QUESTION 26

A healthcare company wants to enable its subscribers to add, edit, or delete dependents related to their policy Community portal. The developer on the project decides to use an OmniScript.

How should the developer configure the OmniScript to provide this functionality?

- A. Use an Edit Block element configured with Remote Actions.
- B. Use an Edit Block element configured with SOQL statements.
- C. Use an Input Block element and a DataRaptor Post Action element.
- D. Use a Text Block element and a Remote Action element.

**Answer: A**

### NEW QUESTION 29

Refer to the exhibit.

▼ SEND/RESPONSE TRANSFORMATIONS

Send JSON Path ⓘ

DRExtractAction:Account

Send JSON Node ⓘ

SecondaryAccount

Response JSON Path ⓘ

Response JSON Node ⓘ

A developer has configured an integration Procedure element with SEND/RESPONSE TRANFORMATIONS as shown. Alternatively, how could the developer configure Additional input to send exactly the samedata? Assume that the developer checked Send Only Additional input.

- A)
- | Key              | Value                     |
|------------------|---------------------------|
| SecondaryAccount | %DRExtractAction.Account% |
- B)
- | Key                     | Value            |
|-------------------------|------------------|
| DRExtractAction.Account | SecondaryAccount |
- C)
- | Key                       | Value            |
|---------------------------|------------------|
| %DRExtractAction.Account% | SecondaryAccount |

- A. Option A
- B. Option B
- C. Option C

Answer: C

NEW QUESTION 30

Refer to the exhibit.



- A)
- ```
"Step1": {
  "Block1": {
    "Text1": "Text",
    "Block2": {
      "Telephone1": "1234567890",
      "Checkbox1": false
    }
  },
  "Block3": {
    "Multi-select1": "Value A;Value B"
  }
}
```
- B)
- ```
"Step1": {
  "Block1": {
    "Text1": "Text",
    "Telephone1": "1234567890",
    "Block2": {
      "Checkbox1": false
    }
  },
  "Block3": {
```

- A. Option A
- B. Option B

Answer: A

#### NEW QUESTION 35

A developer is configuring the API URL in an HTTP Action element within an Integration procedure. What is the merge code syntax for passing a Date node from an element named SetValue in the URL?


- A. x%SetValue.Date%
- B. (' SetValue'] [ 'Date']
- C. %SetValue Date
- D. {(SetValue
- E. Date)}

Answer: C

#### NEW QUESTION 36

A developer has an existing DataRaptor Load that insert Contact records with inputs as LastName and firstName. The DataRaptor works as expected when previewed.

The developer creates an integration Procedure to test the DataRaptor and is using a SetValue element in the Integration Procedure to set the first name and last name for the contact record. The DataRaptor and Integration Procedure are set up as shown in the exhibit below.



When the developer executes the Integration procedure in preview, the following error message displays: Required fields are missing: [last Name]". How should the developer address this issue?

- A. SetValueContactDetails should have been added to Additional input of DataRaptor Post Action in Integration Procedure
- B. The Set values Action Keys should include the DataRaptor Post Action element name path, e.g LoadContactDetails, lastname
- C. The DataRaptor Post Action in the integration procedure should have been executed before the Set Values Action
- D. The valid field names should be added in the Domain object field in the DataRaptor

Answer: A

#### NEW QUESTION 39

A developer configure a Flexcard with a DataRaptor data source that uses the params.id as an. When the developer clicks Views Data on the FlexCard, valid data displays. However, when the developer previews the layout, the FlexCard does not display. What could cause this error? Choose 2 answers

- A. The Data Node field for the FlexCard is empty.
- B. The RecordId in the Test Data Source settings ins for the wrong record type.
- C. The attribute haven't been configured to pass the data to the fields.
- D. There is not Salesforce record for the FlexCard based on the RecordId in the layout's Test Data Source Settings.

Answer: BC

#### NEW QUESTION 42

A developer has a requirement to create a child FlexCard that contain all of its parent FlexCard's records in a Datatable.

- A. {Records[0]}
- B. {Records}
- C. {Params records}
- D. {recordId}

Answer: B

#### NEW QUESTION 43

A developer creates a DataRaptor Extract to retrieve data to pass to an external service. The external service expects the field value to be integer. However, the DataRaptor is sending it as a string.

Which action can the developer take to fix this?


- A. In the DataRaptor Output tab, select the Output Data Type of that field to Integer.
- B. In the DataRaptor Output tab, enter the default value as 0 on the field.
- C. In the DataRaptor Extract tab, set the Input Data Type field to Integer.
- D. In the DataRaptor Formula tab, define a formula using the function TOINTEGER and use the formula as output.



Answer: A

NEW QUESTION 47

Refer to the exhibit.

Input Data	Output Data
ProductCode (Text) 	BasePrice (#)
<input type="text" value="Search column"/>	<input type="text" value="Search column"/>
ACC154	10.23
CAA876B	20.36
HRA320	12.99
HRA320B	13.99

All inputs to the Calculation Matric are set correctly.  
The Calculation Matrix has the following input:

```
{
  "input": {
    "ProductCode": "HRA320"
  }
}
```

What is the output?

- A. Null
- B. 13.99
- C. 12.99,13.99
- D. 12.99

Answer: D

NEW QUESTION 50

.....

## Relate Links

**100% Pass Your OmniStudio-Developer Exam with Exambible Prep Materials**

<https://www.exambible.com/OmniStudio-Developer-exam/>

## Contact us

We are proud of our high-quality customer service, which serves you around the clock 24/7.

Viste - <https://www.exambible.com/>