

# Microsoft

## Exam Questions MD-102

Endpoint Administrator



NEW QUESTION 1

- (Exam Topic 4)

You have an Azure AD tenant that contains the users shown in the following table.

Name	Multi-factor authentication (MFA) status
User1	Disabled
User2	Enabled

You have the devices shown in the following table.

Name	Platform
Device1	Android
Device2	iOS

You have a Conditional Access policy named CAPolicy1 that has the following settings:

- Assignments
  - o Users or workload identities: User 1. User1
  - o Cloud apps or actions: Office 365 Exchange Online
  - o Conditions: Device platforms: Windows, iOS
- Access controls
  - o Grant Require multi-factor authentication

You have a Conditional Access policy named CAPolicy2 that has the following settings:

- Assignments
- o Users or workload identities: User2
  - o Cloud apps or actions: Office 365 Exchange Online
  - o Conditions
    - Device platforms: Android, iOS
    - Filter for devices
      - Device matching the rule: Exclude filtered devices from policy
      - Rule syntax: device.displayName-contains "1"
- Access controls Grant Block access

For each of the following statements, select Yes if the statement is true. Otherwise, select No.

Answer Area

Statements	Yes	No
If User1 connects to Microsoft Exchange Online from Device1, the user is prompted for MFA.	<input type="radio"/>	<input type="radio"/>
If User2 connects to Microsoft Exchange Online from Device1, the user is prompted for MFA.	<input type="radio"/>	<input type="radio"/>
User2 can access Microsoft Exchange Online from Device2.	<input type="radio"/>	<input type="radio"/>

- A. Mastered
- B. Not Mastered

Answer: A

Explanation:

A screen shot of a computer Description automatically generated with low confidence

NEW QUESTION 2

- (Exam Topic 4)

Your network contains an on-premises Active Directory Domain Services (AD DS) domain that syncs with an Azure AD tenant by using Azure AD Connect.

You use Microsoft Intune and Configuration Manager to manage devices.

You need to recommend a deployment plan for new Windows 11 devices. The solution must meet the following requirements:

- Devices for the marketing department must be joined to the AD DS domain only. The IT department will install complex applications on the devices at build time, before giving the devices to the marketing department users.
- Devices for The sales department must be Azure AD joined. The devices will be shipped directly from the manufacturer to The homes of the sales department users.
- Administrative effort must be minimized.

Which deployment method should you recommend for each department? To answer, select the appropriate options in the answer area. NOTE: Each correct selection is worth one point.

**Answer Area**

Sales:

Configuration Manager

Windows Autopilot with automatic registration

Windows Autopilot with manual registration

Windows Autopilot with OEM registration

Marketing:

Configuration Manager

Windows Autopilot with automatic registration

Windows Autopilot with manual registration

Windows Autopilot with OEM registration

- A. Mastered  
 B. Not Mastered

**Answer:** A

**Explanation:**

**Answer Area**

Sales:

Configuration Manager

Windows Autopilot with automatic registration

Windows Autopilot with manual registration

Windows Autopilot with OEM registration

Marketing:

Configuration Manager

Windows Autopilot with automatic registration

Windows Autopilot with manual registration

Windows Autopilot with OEM registration

**NEW QUESTION 3**

- (Exam Topic 4)

You have a Microsoft 365 E5 subscription that contains 100 iOS devices enrolled in Microsoft Intune. You need to deploy a custom line-of-business (LOB) app to the devices by using Intune.

Which extension should you select for the app package file?

- A. .intunemac  
 B. apk  
 C. .ipa  
 D. .appx

**Answer:** C

**Explanation:**

iOS/iPadOS LOB apps: Select Line-of-business app as the app type, select the App package file, and then enter an iOS/iPadOS installation file with the extension .ipa.

Reference:

<https://docs.microsoft.com/en-us/mem/intune/apps/apps-add>

**NEW QUESTION 4**

- (Exam Topic 4)

You have a Microsoft 365 subscription. All devices run Windows 10.

You need to prevent users from enrolling the devices in the Windows Insider Program.

What two configurations should you perform from the Microsoft Intune admin center? Each correct answer is a complete solution.

NOTE: Each correct selection is worth one point.

- A. a device restrictions device configuration profile  
 B. an app configuration policy  
 C. a Windows 10 and later security baseline  
 D. a custom device configuration profile  
 E. a Windows 10 and later update ring

**Answer:** AE

**NEW QUESTION 5**

- (Exam Topic 4)

You manage 1.000 devices by using Microsoft Intune. You review the Device compliance trends report. For how long will the report display trend data?

- A. 30 days  
 B. 60 days  
 C. 90 days

D. 365 days

Answer: B

Explanation:

The Device compliance trends report shows the number of devices that are compliant, noncompliant, and not evaluated over time. The report displays trend data for the last 60 days by default, but you can change the time range to view data for the last 7, 14, or 30 days as well. The report does not show data for more than 60 days. References: [Device compliance trends report]

NEW QUESTION 6

- (Exam Topic 4)

You have a Microsoft 365 ES subscription that uses Microsoft Intune. Devices are enrolled in Intune as shown in the following table.

Name	Platform	Enrolled by using
Device1	iOS	Apple Automated Device Enrollment (ADE)
Device2	iPadOS	Apple Automated Device Enrollment (ADE)
Device3	iPadOS	The Company Portal app

The devices are the members of groups as shown in the following table.

Name	Members
Group1	Device1, Device2, Device3
Group2	Device2

You create an JOS/iPadOS update profile as shown in the following exhibit.

### Create profile

iOS/iPadOS

✓ Basics

✓ Update policy settings

✓ Assignments

4

 Review + create

Summary

Basics

Update policy settings

Assignments

Name

Profile1

Description

--

Update to install

Install iOS/iPadOS Latest update

Schedule type

Update outside of scheduled time

Time zone

UTC±00

Time window

Start day	Start time	End day	End time
Monday	1 AM	Wednesday	1 PM
Friday	1 AM	Saturday	11 PM

Assignments

Included groups

Group	Group Members
Group1	3 devices, 0 users

Excluded groups

Group	Group Members
Group2	1 devices, 0 users

For each of the following statements, select Yes if the statement is true. Otherwise, select No. NOTE: Each correct selection is worth one point.



Answer Area

Statements	Yes	No
If an iOS update becomes available on Tuesday at 5 AM, the update is installed on Device1 automatically on Wednesday.	<input type="checkbox"/>	<input type="checkbox"/>
If an iPadOS update becomes available on Thursday at 2 AM, the update is installed on Device2 automatically on Thursday.	<input type="checkbox"/>	<input type="checkbox"/>
If an iPadOS update becomes available on Friday at 10 PM, the update is installed on Device3 automatically on Sunday.	<input type="checkbox"/>	<input type="checkbox"/>

- A. Mastered  
B. Not Mastered

Answer: A

Explanation:

Answer Area

Statements	Yes	No
If an iOS update becomes available on Tuesday at 5 AM, the update is installed on Device1 automatically on Wednesday.	<input type="checkbox"/>	<input checked="" type="checkbox"/>
If an iPadOS update becomes available on Thursday at 2 AM, the update is installed on Device2 automatically on Thursday.	<input type="checkbox"/>	<input checked="" type="checkbox"/>
If an iPadOS update becomes available on Friday at 10 PM, the update is installed on Device3 automatically on Sunday.	<input type="checkbox"/>	<input checked="" type="checkbox"/>

NEW QUESTION 7

- (Exam Topic 4)

You have a computer named Computer5 that has Windows 10 installed. You create a Windows PowerShell script named config.ps1. You need to ensure that config.ps1 runs after feature updates are installed on Computer5. Which file should you modify on Computer5?

- A. LiteTouch.wsf  
B. SetupConfig.ini  
C. Unattendb\*  
D. Unattend.xml

Answer: B

Explanation:

SetupConfig.ini is a file that can be used to customize the behavior of Windows Setup during feature updates. You can use this file to specify commands or scripts that run before or after the installation process. To run a PowerShell script after a feature update, you can use the PostOOBE parameter in SetupConfig.ini and specify the path to the script file. References: [SetupConfig.ini reference]

NEW QUESTION 8

- (Exam Topic 4)

You have the on-premises servers shown in the following table.

Name	Description
DC1	Domain controller that runs Windows Server 2022
Server1	Standalone server that runs Windows Server 2022
Server2	Member server that runs Windows Server 2022 and has the Remote Access role installed
Server3	Member server that runs Windows Server 2019
Server4	Red Hat Enterprise Linux (RHEL) 8.4 server

You have a Microsoft 365 E5 subscription that contains Android and iOS devices. All the devices are managed by using Microsoft Intune. You need to implement Microsoft Tunnel for Intune. The solution must minimize the number of open firewall ports. To which server can you deploy a Tunnel Gateway server, and which inbound ports should be allowed on the server to support Microsoft Tunnel connections? To answer, select the appropriate options in the answer area.  
NOTE: Each correct selection is worth one point.

Server: 

Server1

Server2

Server3

Server4

Ports: 

TCP 443 only

UDP 443 only

TCP 1723 only

TCP 443 and UDP 443 only

TCP 443, TCP 1723, and UDP 443

- A. Mastered
- B. Not Mastered

Answer: A

Explanation:

Box 1: Server4  
Microsoft Tunnel is a VPN gateway solution for Microsoft Intune that runs in a container on Linux and allows access to on-premises resources from iOS/iPadOS and Android Enterprise devices using modern authentication and Conditional Access.  
Box 2: TCP 443 and UDP 443 only  
Some traffic goes to your public facing IP address for the Tunnel. The VPN channel will use TCP, TLS, UDP, and DTLS over port 443.  
By default, port 443 is used for both TCP and UDP, but this can be customized via the Intune Saerver Configuration – Server port setting. If changing the default port (443) ensure your inbound firewall rules are adjusted to the custom port.  
Incorrect:  
TCP 1723 is not used.  
Reference: <https://docs.microsoft.com/en-us/mem/intune/protect/microsoft-tunnel-overview>

NEW QUESTION 9

- (Exam Topic 4)  
You have an Azure Active Directory Premium Plan 2 subscription that contains the users shown in the following table.

Name	Member of	Assigned license
User1	Group1	Enterprise Mobility + Security E5
User2	Group2	Enterprise Mobility + Security E5

You purchase the devices shown in the following table.

Name	Type
Device1	Windows 10
Device2	Android

You configure automatic mobile device management (MDM) and mobile application management (MAM) enrollment by using the following settings:

- MDM user scope: Group1
- MAM user scope: Group2

For each of the following statements, select Yes if the statement is true. Otherwise, select No. NOTE: Each correct selection is worth one point.

Statements	Yes	No
User1 can enroll Device1 in Intune by using automatic enrollment.	<input type="radio"/>	<input type="radio"/>
User1 can enroll Device2 in Intune by using automatic enrollment.	<input type="radio"/>	<input type="radio"/>
User2 can enroll Device1 in Intune by using automatic enrollment.	<input type="radio"/>	<input type="radio"/>

- A. Mastered
- B. Not Mastered

Answer: A

Explanation:

**Statements**

User1 can enroll Device1 in Intune by using automatic enrollment.

Yes

☒

No

☐

User1 can enroll Device2 in Intune by using automatic enrollment.

☐☒

User2 can enroll Device1 in Intune by using automatic enrollment.

☐☒

**NEW QUESTION 10**

- (Exam Topic 4)

Your company has a Remote Desktop Gateway (RD Gateway).

You have a server named Server1 that is accessible by using Remote Desktop Services (RDS) through the RD Gateway.

You need to configure a Remote Desktop connection to connect through the gateway. Which setting should you configure?

- A. Connect from anywhere
- B. Server authentication
- C. Connection settings
- D. Local devices and resources

**Answer:** A

**Explanation:**

To connect to a remote server through the RD Gateway, you need to configure the Connect from anywhere setting in the Remote Desktop Connection client. This setting allows you to specify the domain name and port of the RD Gateway server, as well as the authentication method. The other settings are not related to the RD Gateway connection. References: Configure Remote Desktop Connection Settings for Remote Desktop Gateway

**NEW QUESTION 10**

- (Exam Topic 4)

You are creating a device configuration profile in Microsoft Intune. You need to configure specific OMA-URI settings in the profile. Which profile type template should you use?

- A. Device restrictions (Windows 10 Team)
- B. Identity protection
- C. Custom
- D. Device restrictions

**Answer:** C

**NEW QUESTION 14**

- (Exam Topic 4)

You have a Microsoft 365 subscription that contains two users named User1 and User2. You need to ensure that the users can perform the following tasks:

- User1 must be able to create groups and manage users.
- User2 must be able to reset passwords for non-administrative users. The solution must use the principle of least privilege.

Which role should you assign to each user? To answer, drag the appropriate roles to the correct users. Each role may be used once, more than once, or not at all.

You may need to drag the split bar between panes or scroll to view content.

NOTE: Each correct selection is worth one point.

Roles	Answer Area
Global Administrator	
Helpdesk Administrator	
Security Administrator	
User Administrator	
	User1: <input type="text" value="Role"/>
	User2: <input type="text" value="Role"/>

- A. Mastered
- B. Not Mastered

**Answer:** A

**Explanation:**

Microsoft 365 or Office 365 subscription comes with a set of admin roles that you can assign to users in your organization using the Microsoft 365 admin center. Each admin role maps to common business functions and gives people in your organization permissions to do specific tasks in the admin centers.

To ensure that User1 can create groups and manage users, you should assign the User Administrator role to User1. This role allows User1 to create and manage



all aspects of users and groups, including resetting passwords for non-administrative users1.

To ensure that User2 can reset passwords for non-administrative users, you should assign the Helpdesk Administrator role to User2. This role allows User2 to reset passwords, manage service requests, and monitor service health for non-administrative users1.

### NEW QUESTION 15

- (Exam Topic 4)

You have 200 computers that run Windows 10. The computers are joined to Microsoft Azure Active Directory (Azure AD) and enrolled in Microsoft Intune.

You need to configure an Intune device configuration profile to meet the following requirements:

- Prevent Microsoft Office applications from launching child processes.
- Block users from transferring files over FTP.

Which two settings should you configure in Endpoint protection? To answer, select the appropriate settings in the answer area.

NOTE: Each correct selection is worth one point.

Answer Area

Create Profile

\*Name

MD101

Description

Enter a description

\*Platform

Windows 10 and later

\*Profile type

Endpoint protection

Settings

Configure

Scope (Tags)

0 scope(s) selected

Endpoint protection

Windows 10 and later

Select a category to configure settings

Windows Defender Application Gu...  
11 settings available

Windows Defender Firewall  
40 settings available

Windows Defender SmartScreen  
2 settings available

Windows Encryption  
37 settings available

Windows Defender Exploit Guard  
20 settings available

Windows Defender Application Co...  
2 settings available

Windows Defender Application Gua...  
1 setting available

Windows Defender Security Center  
14 settings available

Local device security options  
46 settings available

Xbox services  
5 settings available

OK

- A. Mastered
- B. Not Mastered

Answer: A

#### Explanation:

A screenshot of a computer Description automatically generated

References:

<https://docs.microsoft.com/en-us/intune/endpoint-protection-windows-10>

### NEW QUESTION 16

- (Exam Topic 4)

You have a Microsoft 365 E5 subscription that contains 500 macOS devices enrolled in Microsoft Intune. You need to ensure that you can apply Microsoft Defender for Endpoint antivirus policies to the macOS

devices. The solution must minimize administrative effort.

What should you do?

- A. From the Microsoft Endpoint Manager admin center, create a configuration profile.
- B. From the Microsoft Endpoint Manager admin center, create a security baseline.
- C. Onboard the macOS devices to the Microsoft 365 compliance center.
- D. Install Defender for Endpoint on the macOS devices.

Answer: D

#### Explanation:

Just install, and use Defender for Endpoint on Mac. Reference:

<https://docs.microsoft.com/en-us/microsoft-365/security/defender-endpoint/microsoft-defender-endpoint-mac>

### NEW QUESTION 19

- (Exam Topic 4)

Your network contains an Active Directory domain.



You install the Microsoft Deployment Toolkit (MDT) on a server. You have a custom image of Windows 11. You need to deploy the image to 100 devices by using MDT. Which three actions should you perform in sequence? To answer, move answer area and arrange them in the correct order.

Actions

Enable multicast.

Install Windows Deployment Services (WDS).

Create a deployment share.

Add the Windows 11 image.

Create a task sequence.

Answer Area

>

<

- A. Mastered
- B. Not Mastered

Answer: A

**Explanation:**  
To deploy the Windows 11 image to 100 devices by using MDT, you should perform the following three actions in sequence:

- > Install Windows Deployment Services (WDS) on the server. WDS is a role that enables you to deploy Windows operating systems over the network by using PXE boot and multicast technologies. You need to install WDS before you can enable multicast and configure the boot images for MDT. You can install WDS by using the Server Manager or PowerShell1.
- > Create a deployment share on the server. A deployment share is a folder that contains the MDT files, scripts, applications, drivers, operating systems, and task sequences that you use to deploy Windows. You need to create a deployment share by using the MDT Deployment Workbench2.
- > Add the Windows 11 image and create a task sequence in the deployment share. An image is a file that contains a snapshot of a Windows installation. A task sequence is a set of steps that MDT executes to install Windows and configure the settings. You need to add the Windows 11 image by importing it from a source folder or a WIM file, and create a task sequence by using a template or customizing your own3.

These are the basic steps to prepare for deploying Windows 11 with MDT. For more details and guidance, you can refer to the web search results I found for you by using `search_web("deploy Windows 11 image with MDT")`.

NEW QUESTION 21  
- (Exam Topic 4)

You have a Microsoft 365 tenant that uses Microsoft Intune and contains the devices shown in the following table.

Name	Platform
Device1	Windows 10
Device2	macOS

In Microsoft Intune Endpoint security, you need to configure a disk encryption policy for each device. Which encryption type should you use for each device, and which role-based access control (RBAC) role in Intune should you use to manage the encryption keys? To answer, select the appropriate options in the answer area.  
NOTE: Each correct selection is worth one point.

Answer Area

Device1:

FileVault

Cryptsetup

Encrypting File System (EFS)

BitLocker Drive Encryption (BitLocker)

Device2:

FileVault

Cryptsetup

Encrypting File System (EFS)

BitLocker Drive Encryption (BitLocker)

RBAC role:

Help Desk Operator

Application Manager

Intune Role Administrator

Policy and Profile Manager

- A. Mastered
- B. Not Mastered

Answer: A

**Explanation:**  
Graphical user interface, text, application Description automatically generated

NEW QUESTION 24  
- (Exam Topic 4)  
You have devices enrolled in Microsoft Intune as shown in the following table.

Name	Platform
Device1	Windows 10
Device2	Windows 11
Device3	Android
Device4	iOS

On which devices can you apply app configuration policies?

- A. Device2 only
- B. Device1 and Device2 only
- C. Device3 and Device4 only
- D. Device2, Device3, and Device4 only
- E. Device1, Device2, Device B, and Device4

**Answer:** D

**Explanation:**

The correct answer is D because app configuration policies can be applied to managed devices and managed apps<sup>1</sup>. Managed devices are enrolled and managed by Intune, while managed apps are integrated with Intune App SDK or wrapped using the Intune Wrapping Tool<sup>1</sup>. Device2, Device3, and Device4 are either enrolled in Intune or have managed apps installed, so they can receive app configuration policies<sup>2</sup>. Device1 is not enrolled in any MDM solution and does not have any managed apps installed, so it cannot receive app configuration policies<sup>2</sup>. References: 1: App configuration policies for Microsoft Intune | Microsoft Learn <https://learn.microsoft.com/en-us/mem/intune/apps/app-configuration-policies-overview> 2: Policy sets - Microsoft Intune | Microsoft Learn <https://learn.microsoft.com/en-us/mem/intune/fundamentals/policy-sets>

**NEW QUESTION 26**

- (Exam Topic 4)

Your company uses Microsoft Intune to manage devices.

You need to ensure that only Android devices that use Android work profiles can enroll in intune. Which two configurations should you perform in the device enrollment restrictions? Each correct answer presents part of the solution.

NOTE Each correct selection is worth one point.

- A. From Platform Settings, set Android device administrator Personally Owned to Block.
- B. From Platform Settings, set Android Enterprise (work profile) to Allow.
- C. From Platform Settings, set Android device administrator Personally Owned to Allow
- D. From Platform Settings, set Android device administrator to Block.

**Answer:** AB

**Explanation:**

To ensure that only Android devices that use Android work profiles can enroll in Intune, you need to perform two configurations in the device enrollment restrictions. First, you need to set Android device administrator Personally Owned to Block. This prevents users from enrolling personal Android devices that use device administrator mode. Second, you need to set Android Enterprise (work profile) to Allow. This allows users to enroll corporate-owned or personal Android devices that use work profiles. References: <https://docs.microsoft.com/en-us/mem/intune/enrollment/enrollment-restrictions-set>

**NEW QUESTION 31**

- (Exam Topic 4)

You have a Microsoft Intune deployment that contains the resources shown in the following table.

Name	Type	Platform
Comply1	Device compliance policy	Windows 10 and later
Comply2	Device compliance policy	iOS/iPadOS
CA1	Conditional Access policy	<i>Not applicable</i>
Conf1	Device configuration profile	Windows 10 and later
Office1	Office app policy	<i>Not applicable</i>

You create a policy set named Set1 and add Comply1 to Set1. Which additional resources can you add to Set1?

- A. Conf1 only
- B. Comply2 only
- C. Comply2 and Conf1 only
- D. CA1. Conf1. and Office 1 only
- E. Comply2. CA1, Conf1. and Office1

**Answer:** B

**NEW QUESTION 35**

- (Exam Topic 4)

You have a Microsoft 365 subscription.

You plan to use Windows Autopilot to provision 25 Windows 11 devices. You need to configure the Out-of-box experience (OOBE) settings.

What should you create in the Microsoft Intune admin center?

- A. an enrollment status page (ESP)
- B. a deployment profile

- C. a compliance policy
- D. a PowerShell script
- E. a configuration profile

**Answer:** B

**NEW QUESTION 39**

- (Exam Topic 3)

You need to meet the technical requirements for the IT department. What should you do first?

- A. From the Azure Active Directory blade in the Azure portal, enable Seamless single sign-on.
- B. From the Configuration Manager console, add an Intune subscription.
- C. From the Azure Active Directory blade in the Azure portal, configure the Mobility (MDM and MAM) settings.
- D. From the Microsoft Intune blade in the Azure portal, configure the Windows enrollment settings.

**Answer:** C

**Explanation:**

Reference:

<https://docs.microsoft.com/en-us/sccm/comanage/tutorial-co-manage-clients>

**NEW QUESTION 44**

- (Exam Topic 2)

You need to resolve the performance issues in the Los Angeles office.

How should you configure the update settings? To answer, select the appropriate options in the answer area. NOTE: Each correct selection is worth one point.

**Answer Area**

**Change Delivery Optimization  
download mode to:**

<input type="checkbox"/>
<b>Bypass mode</b>
<b>HTTP blended with internet peering</b>
<b>HTTP blended with peering behind same NAT</b>
<b>Simple download mode with no peering</b>

**Update Active Hours Start to:**

<input type="checkbox"/>
<b>10 AM</b>
<b>11 AM</b>
<b>10 PM</b>
<b>11 PM</b>

**Update Active Hours End to:**

<input type="checkbox"/>
<b>10 AM</b>
<b>11 AM</b>
<b>10 PM</b>
<b>11 PM</b>

- A. Mastered
- B. Not Mastered

**Answer:** A

**Explanation:**

A screenshot of a computer Description automatically generated with low confidence

Reference:

<https://docs.microsoft.com/en-us/windows/deployment/update/waas-delivery-optimization> <https://2pintsoftware.com/delivery-optimization-dl-mode/>

**NEW QUESTION 45**

- (Exam Topic 1)

You implement Boundary1 based on the planned changes.

Which devices have a network boundary of 192.168.1.0/24 applied?

- A. Device2 only
- B. Device3 only
- C. Device 1. Device2. and Device5 only
- D. Device 1, Device2, Device3, and Device4 only

**Answer:** D

**Explanation:**

Reference:

<https://docs.microsoft.com/en-us/mem/intune/configuration/network-boundary-windows>

#### NEW QUESTION 50

- (Exam Topic 1)

Which users can purchase and assign App1?

- A. User3 only
- B. User1 and User3 only
- C. User1, User2, User3, and User4
- D. User1, User3, and User4 only
- E. User3 and User4 only

**Answer:** B

#### Explanation:

Reference:

<https://docs.microsoft.com/en-us/microsoft-store/acquire-apps-microsoft-store-for-business> <https://docs.microsoft.com/en-us/microsoft-store/assign-apps-to-employees>

#### NEW QUESTION 52

- (Exam Topic 1)

You need to ensure that computer objects can be created as part of the Windows Autopilot deployment. The solution must meet the technical requirements. To what should you grant the right to create the computer objects?

- A. Server2
- B. Server1
- C. GroupA
- D. DC1

**Answer:** C

#### Explanation:

Reference:

<https://blog.matrixpost.net/set-up-windows-autopilot-production-environment-part-2/>

#### NEW QUESTION 53

- (Exam Topic 4)

You have an Azure AD tenant that contains the devices shown in the following table. You purchase Windows 11 Enterprise E5 licenses. Which devices can use Subscription Activation to upgrade to Windows 11 Enterprise?

- A. Device1 only
- B. Device1 and Device2 only
- C. Device1 and Device3 only
- D. Device1, Device2, Device3, and Device4

**Answer:** B

#### NEW QUESTION 56

- (Exam Topic 4)

You have a Microsoft 365 subscription that uses Microsoft Intune Suite. You use Microsoft Intune to manage devices.

You have a Windows 11 device named Device1 that is enrolled in Intune. Device1 has been offline for 30 days.

You need to remove Device1 from Intune immediately. The solution must ensure that if the device checks in again, any apps and data provisioned by Intune are removed. User-installed apps, personal data, and OEM-installed apps must be retained.

What should you use?

- A. a Delete action
- B. a Retire action
- C. a Fresh Start action
- D. an Autopilot Reset action

**Answer:** B

#### Explanation:

A retire action removes a device from Intune management and removes any apps and data provisioned by Intune. User-installed apps, personal data, and OEM-installed apps are retained. A retire action can be performed on devices that are offline for more than 30 days. References:

<https://docs.microsoft.com/en-us/mem/intune/remote-actions/devices-wipe>

#### NEW QUESTION 60

- (Exam Topic 4)

You have a Microsoft 365 E5 subscription that contains a user named User1 and a web app named App1. App1 must only accept modern authentication requests.

You plan to create a Conditional Access policy named CAPolicy1 that will have the following settings:

- Assignments
  - Users or workload identities: User1
  - Cloud apps or actions: App1
- Access controls
  - Grant: Block access

You need to block only legacy authentication requests to App1. Which condition should you add to CAPolicy1?



- A. Filter for devices
- B. Device platforms
- C. User risk
- D. Sign-in risk
- E. Client apps

**Answer:** E

**Explanation:**

you can use the client apps condition to block legacy authentication requests to App11. Legacy authentication is a term that refers to authentication protocols that do not support modern authentication features such as multi-factor authentication or conditional access2. Examples of legacy authentication protocols include Basic Authentication, Digest Authentication, NTLM, and Kerberos2. To block legacy authentication requests, you need to configure the client apps condition to include Other clients, which covers any client that uses legacy authentication protocols13. References: 1: Conditional Access: Block legacy authentication | Microsoft Learn <https://learn.microsoft.com/en-us/mem/identity-protection/conditional-access/block-legacy-authentication> 2: What is legacy authentication? | Microsoft Learn <https://learn.microsoft.com/en-us/mem/identity-protection/conditional-access/legacy-authentication> 3: Client apps condition in Azure Active Directory Conditional Access | Microsoft Learn <https://learn.microsoft.com/en-us/mem/identity-protection/conditional-access/client-apps-condition>

**NEW QUESTION 63**

- (Exam Topic 4)

You have a Microsoft 365 subscription.

You have 10 computers that run Windows 10 and are enrolled in mobile device management (MDM). You need to deploy the Microsoft 36S Apps for enterprise suite to all the computers.  
What should you do?

- A. From the Microsoft Intune admin center, create a Windows 10 device profile.
- B. From Azure AD, add an app registration.
- C. From Azure A
- D. add an enterprise application.
- E. From the Microsoft Intune admin center, add an app.

**Answer:** D

**Explanation:**

To deploy Microsoft 365 Apps for enterprise to Windows 10 devices that are enrolled in Intune, you need to add an app of type “Windows 10 app (Win32)” in the Microsoft Intune admin center and configure the app settings. You can then assign the app to groups of users or devices. References: <https://docs.microsoft.com/en-us/mem/intune/apps/apps-win32-app-management>

**NEW QUESTION 64**

- (Exam Topic 4)

You have 1,000 computers that run Windows 10 and are members of an Active Directory domain. You need to capture the event togs from the computers to Azure.  
What should you do? To answer, select the appropriate options in the answer area. NOTE: Each correct selection is worth one point.

**Answer Area**

Azure service to provision:

An Azure Storage account

Azure Cosmos DB

Azure SQL Database

Log Analytics

Action to perform on the computers:

Create a collector-initiated subscription

Install the Microsoft Monitoring Agent

Enroll in Microsoft Intune

Register to Azure Active Directory (Azure AD)

- A. Mastered
- B. Not Mastered

**Answer:** A

**Explanation:**

## Answer Area

Azure service to provision:

<input checked="" type="checkbox"/>
An Azure Storage account
Azure Cosmos DB
Azure SQL Database
Log Analytics

Action to perform on the computers:

<input checked="" type="checkbox"/>
Create a collector-initiated subscription
Install the Microsoft Monitoring Agent
Enroll in Microsoft Intune
Register to Azure Active Directory (Azure AD)

### NEW QUESTION 67

- (Exam Topic 4)

You have an Azure AD tenant named contoso.com.

You plan to use Windows Autopilot to configure the Windows 10 devices shown in the following table.

Name	Memory	TPM
Device1	16 GB	None
Device2	8 GB	Version 1.2
Device3	4 GB	Version 2.0

Which devices can be configured by using Windows Autopilot self-deploying mode?

- A. Device2 only
- B. Device3 only
- C. Device2 and Device3 only
- D. Device 1, Device2, and Device3

**Answer: C**

#### Explanation:

Windows Autopilot self-deploying mode requires devices that have a firmware-embedded activation key for Windows 10 Pro or Windows 11 Pro. This feature allows devices to automatically activate Windows Enterprise edition using the subscription license assigned to the user. Device1 does not have a firmware-embedded activation key, so it cannot use self-deploying mode. Device2 and Device3 have firmware-embedded activation keys for Windows 10 Pro, so they can use self-deploying mode. References: Windows Autopilot self-deploying mode (Public Preview), Deploy Windows Enterprise licenses

### NEW QUESTION 68

- (Exam Topic 4)

You have a Microsoft 365 subscription that uses Microsoft Intune Suite. You use Microsoft Intune to deploy and manage Windows devices.

You have 100 devices from users that left your company.

You need to repurpose the devices for new users by removing all the data and applications installed by the previous users. The solution must minimize administrative effort.

What should you do?

- A. Deploy a new configuration profile to the devices.
- B. Perform a Windows Autopilot reset on the devices.
- C. Perform an in-place upgrade on the devices.
- D. Perform a clean installation of Windows 11 on the devices.

**Answer: B**

### NEW QUESTION 73

- (Exam Topic 4)

You have a Microsoft 365 subscription that contains a user named User1 and uses Microsoft Intune Suite. You use Microsoft Intune to manage devices that run Windows 11.

User1 provides remote support for 75 devices in the marketing department.

You need to add User1 to the Remote Desktop Users group on each marketing department device. What should you configure?

- A. an app configuration policy
- B. a device compliance policy
- C. an account protection policy
- D. a device configuration profile

**Answer: D**

### NEW QUESTION 77

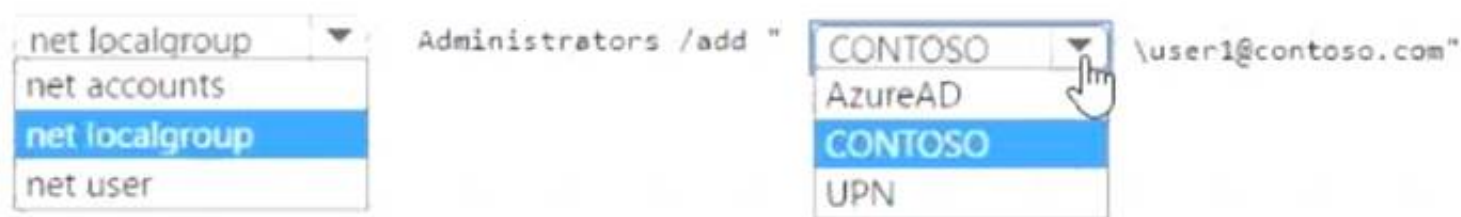
- (Exam Topic 4)

You have an Azure AD tenant named contoso.com that contains a user named User1. User1 has a user principal name (UPN) of user1@contoso.com.

You join a Windows 11 device named Client 1 to contoso.com. You need to add User1 to the local Administrators group of Client1.

How should you complete the command? To answer, select the appropriate options in the answer area. NOTE: Each correct selection is worth one point.

### Answer Area



- A. Mastered
- B. Not Mastered

**Answer: A**

### Explanation:

`net localgroup Administrators /add "AzureAD\user1@contoso.com"`

This command will add the Azure AD user with the UPN of user1@contoso.com to the local Administrators group of the device1. You need to use the AzureAD prefix and double backslashes to specify the user's domain2. You also need to enclose the user's name in quotation marks if it contains special characters like @1.

You can run this command from an elevated command prompt on Client1, or remotely by using PowerShell or other tools1. You can also use the Intune Role Administrator role or the Additional local administrators on all Azure AD joined devices setting to manage the local administrators group on Azure AD joined devices34.

### NEW QUESTION 80

- (Exam Topic 4)

Your network contains an Active Directory domain named adatum.com. The domain contains two computers named Computer1 and Computer2 that run Windows 10. Remote Desktop is enabled on Computer2.

The domain contains the user accounts shown in the following table.

Name	Member of
User1	Domain Admins
User2	Domain Users
User3	Domain Users

Computer2 contains the local groups shown in the following table.

Name	Members
Group1	ADATUM\User2 ADATUM\User3
Group2	ADATUM\User2
Group3	ADATUM\User3
Administrators	ADATUM\Domain Admins ADATUM\User3
Remote Desktop Users	Group1

The relevant user rights assignments for Computer2 are shown in the following table.

Policy	Security Setting
Allow log on through Remote Desktop Services	Administrators, Remote Desktop Users
Deny log on through Remote Desktop Services	Group2
Deny log on locally	Group3

For each of the following statements, select Yes if the statement is true. Otherwise, select No. NOTE: Each correct selection is worth one point.

### Answer Area

Statements	Yes	No
User1 can establish a Remote Desktop session to Computer2.	<input type="radio"/>	<input type="radio"/>
User2 can establish a Remote Desktop session to Computer2.	<input type="radio"/>	<input type="radio"/>
User3 can establish a Remote Desktop session to Computer2.	<input type="radio"/>	<input type="radio"/>

- A. Mastered
- B. Not Mastered

**Answer: A**

Explanation:

## Answer Area

Statements	Yes	No
User1 can establish a Remote Desktop session to Computer2.	<input checked="" type="radio"/>	<input type="radio"/>
User2 can establish a Remote Desktop session to Computer2.	<input type="radio"/>	<input checked="" type="radio"/>
User3 can establish a Remote Desktop session to Computer2.	<input type="radio"/>	<input checked="" type="radio"/>

### NEW QUESTION 84

- (Exam Topic 4)

You have an Azure AD tenant named contoso.com.

You have a workgroup computer named Computer1 that runs Windows 11. You need to add Computer1 to contoso.com.

What should you use?

- A. dsreecmd.exe
- B. Computer Management
- C. netdom.exe
- D. the Settings app

**Answer:** A

### NEW QUESTION 85

- (Exam Topic 4)

You have a Microsoft 365 subscription that contains 1,000 iOS devices and includes Microsoft Intune. You need to prevent the printing of corporate data from managed apps on the devices, should you configure?

- A. an app configuration policy
- B. a security baseline
- C. an app protection policy
- D. an iOS app provisioning profile

**Answer:** C

**Explanation:**

An app protection policy is a set of rules that controls how data is accessed and handled by managed apps on mobile devices. App protection policies can prevent the printing of corporate data from managed apps on iOS devices by using the Restrict cut, copy, and paste with other apps setting. This setting can be configured to block printing from the iOS share menu. An app configuration policy is used to customize the behavior of a managed app, such as specifying a VPN profile or a web link. A security baseline is a collection of recommended security settings for Windows 10 devices that are managed by Intune. An iOS app provisioning profile is a file that contains information about the app's identity, entitlements, and distribution method

### NEW QUESTION 88

- (Exam Topic 4)

You have a Microsoft 365 subscription that uses Microsoft Intune Suite. You use Microsoft Intune to manage devices.

Auto-enrollment in Intune is configured.

You have 100 Windows 11 devices in a workgroup.

You need to connect the devices to the corporate wireless network and enroll 100 new Windows devices in Intune.

What should you use?

- A. a provisioning package
- B. a Group Policy Object (GPO)
- C. mobile device management (MDM) automatic enrollment
- D. a device configuration policy

**Answer:** C

### NEW QUESTION 89

- (Exam Topic 4)

You have a Microsoft 365 E5 subscription that contains 500 macOS devices enrolled in Microsoft Intune. You need to ensure that you can apply Microsoft Defender for Endpoint antivirus policies to the macOS devices. The solution must minimize administrative effort.

What should you do?

- A. Onboard the macOS devices to the Microsoft Purview compliance portal.
- B. From the Microsoft Intune admin center, create a security baseline.
- C. Install Defender for Endpoint on the macOS devices.
- D. From the Microsoft Intune admin center, create a configuration profile.



**Answer:** C

**Explanation:**

To apply Microsoft Defender for Endpoint antivirus policies to the macOS devices, you need to install Defender for Endpoint on the devices. You can use Intune to deploy a script that installs Defender for Endpoint on macOS devices. After installation, you can use Intune to create and assign antivirus policies to the devices.

References:

<https://docs.microsoft.com/en-us/windows/security/threat-protection/microsoft-defender-atp/mac-install-with-int>

**NEW QUESTION 90**

- (Exam Topic 4)

Your company implements Azure AD, Microsoft 365, Microsoft Intune, and Azure Information Protection. The company's security policy states the following:

- Personal devices do not need to be enrolled in Intune.
- Users must authenticate by using a PIN before they can access corporate email data.
- Users can use their personal iOS and Android devices to access corporate cloud services.
- Users must be prevented from copying corporate email data to a cloud storage service other than Microsoft OneDrive for Business.

You need to configure a solution to enforce the security policy. What should you create?

- A. a device configuration profile from the Microsoft Intune admin center
- B. a data loss prevention (DIP) policy from the Microsoft Purview compliance portal
- C. an insider risk management policy from the Microsoft Purview compliance portal
- D. an app protection policy from the Microsoft Intune admin center

**Answer:** B

**NEW QUESTION 94**

- (Exam Topic 4)

You have computers that run Windows 10 and are configured by using Windows AutoPilot. A user performs the following tasks on a computer named Computer1:

- > Creates a VPN connection to the corporate network
- > Installs a Microsoft Store app named App1
- > Connects to a Wi-Fi network

You perform a Windows AutoPilot Reset on Computer1.

What will be the state of the computer when the user signs in? To answer, select the appropriate options in the answer area.

NOTE: Each correct selection is worth one point.

The Wi-Fi connection will be:

<input type="checkbox"/>	Removed
<input type="checkbox"/>	Retained and the passphrase will be retained
<input type="checkbox"/>	Retained but the passphrase will be reset

App1 will be:

<input type="checkbox"/>	Reinstalled at sign-in
<input type="checkbox"/>	Removed
<input type="checkbox"/>	Retained

The VPN connection will be:

<input type="checkbox"/>	Removed
<input type="checkbox"/>	Retained and the credentials will be cached
<input type="checkbox"/>	Retained but the credentials will be reset

- A. Mastered
- B. Not Mastered

**Answer:** A

**Explanation:**

Reference:

<https://docs.microsoft.com/en-us/windows/deployment/windows-autopilot/windows-autopilot-reset>

**NEW QUESTION 96**

- (Exam Topic 4)

You use the Microsoft Deployment Toolkit (MDT) to deploy Windows 11.

You create a new task sequence by using the Standard Client Task Sequence template to deploy Windows 11 Enterprise to new computers. The computers have a single hard disk.

You need to modify the task sequence to create a system volume and a data volume.

Which phase should you modify in the task sequence?

- A. Initialization
- B. State Restore
- C. Preinstall

D. Postinstall

**Answer:** C

**NEW QUESTION 98**

- (Exam Topic 4)

You have a Hyper-V host that contains the virtual machines shown in the following table.

Name	Generation	Virtual processors	Memory
VM1	1	4	16 GB
VM2	2	1	8 GB
VM3	2	2	4 GB

On which virtual machines can you install Windows 11?

- A. VM1 only
- B. VM3only
- C. VM1 and VM2 only
- D. VM2 and VM3 only
- E. VM1, VM2, and VM3

**Answer:** E

**NEW QUESTION 102**

- (Exam Topic 4)

You have a Microsoft 365 subscription. The subscription contains computers that run Windows 11 and are enrolled in Microsoft Intune. You need to create a compliance policy that meets the following requirements:

- Requires BitLocker Drive Encryption (BitLocker) on each device
- Requires a minimum operating system version

Which setting of the compliance policy should you configure for each requirement? To answer, drag the appropriate settings to the correct requirements. Each setting may be used once, more than once, or not at all. You may need to drag the split bar between panes or scroll to view content.

NOTE: Each correct selection is worth one point,

**Settings**

Device Health

Device Properties

Microsoft Defender for Endpoint

System Security

**Answer Area**

Requires BitLocker:

Requires a minimum operating system version:

- A. Mastered
- B. Not Mastered

**Answer:** A

**Explanation:**

**Settings**

Device Health

Device Properties

Microsoft Defender for Endpoint

System Security

**Answer Area**

Requires BitLocker:

System Security

Requires a minimum operating system version:

Device Properties

**NEW QUESTION 103**

- (Exam Topic 4)

You use the Microsoft Deployment Toolkit (MDT) to manage Windows 11 deployments. From Deployment Workbench, you modify the WinPE settings and add PowerShell support. You need to generate a new set of WinPE boot image files that contain the updated settings. What should you do?

- A. From the Deployment Shares node, update the deployment share.
- B. From the Advanced Configuration node, create new media.
- C. From the Packages node, import a new operating system package
- D. From the Operating Systems node, import a new operating system.

**Answer:** A

**NEW QUESTION 107**

- (Exam Topic 4)

You have a Microsoft 365 subscription that uses Microsoft Intune. You have five new Windows 11 Pro devices. You need to prepare the devices for corporate use. The solution must meet the following requirements:

- Install Windows 11 Enterprise on each device.
- Install a Windows Installer (MSI) package named App1 on each device.
- Add a certificate named Certificate1 that is required by App1.
- Join each device to Azure AD.

Which three provisioning options can you use? Each correct answer presents a complete solution. NOTE: Each correct selection is worth one point.

- A. subscription activation
- B. a custom Windows image
- C. an in-place upgrade
- D. Windows Autopilot
- E. provisioning packages

**Answer:** BDE

**NEW QUESTION 109**

- (Exam Topic 4)

You have 100 computers that run Windows 10.

You plan to deploy Windows 11 to the computers by performing a wipe and load installation. You need to recommend a method to retain the user settings and the user data.

Which three actions should you recommend be performed in sequence? To answer, move the appropriate actions from the list of actions to the answer area and arrange them in the correct order.

Actions

Configure known folder redirection in Microsoft OneDrive.

Run scanstate.exe.

Run loadstate.exe.

Enable Enterprise State Roaming.

Create a system image backup.

Deploy Windows 11.

Restore a system image backup.

>

<

Answer Area

&u2191

⇊

- A. Mastered
- B. Not Mastered

**Answer:** A

**Explanation:**

Actions

Configure known folder redirection in Microsoft OneDrive.

Run scanstate.exe.

Run loadstate.exe.

Enable Enterprise State Roaming.

Create a system image backup.

Deploy Windows 11.

Restore a system image backup.

>

<

Answer Area

Create a system image backup.

Deploy Windows 11.

Restore a system image backup.

&u2191

⇊

**NEW QUESTION 112**

- (Exam Topic 4)

You have computers that run Windows 10 and are managed by using Microsoft Intune. Users store their files in a folder named D:\Folder1.

You need to ensure that only a trusted list of applications is granted write access to D:\Folder1. What should you configure in the device configuration profile?

- A. Microsoft Defender Exploit Guard
- B. Microsoft Defender Application Guard
- C. Microsoft Defender SmartScreen
- D. Microsoft Defender Application Control

**Answer:** A

**NEW QUESTION 113**

- (Exam Topic 4)

You have a Microsoft 365 subscription that uses Microsoft Intune Suite. You use Microsoft Intune to manage devices.

You have the devices shown in the following table.



Name	Operating system	Activation type
Device1	Windows 10 Pro for Workstation	Key
Device2	Windows 11 Pro	Key
Device3	Windows 11 Pro	Subscription

Which devices can be changed to Windows 11 Enterprise by using subscription activation?

- A. Device3 only
- B. Device2 and Device3 only
- C. Device 1 and Device2 only
- D. Device1, Device2, and Device3

Answer: A

NEW QUESTION 115

- (Exam Topic 4)  
You have a hybrid Azure AD tenant.  
You configure a Windows Autopilot deployment profile as shown in the following exhibit.

Create profile

Windows PC

1 Basics

2 Out-of-box experience (OOBE)

3 Scope tags

4 Assignments

5 Review + create

Configure the out-of-box experience for your Autopilot devices

\* Deployment mode ⓘ

User-Driven

\* Join to Azure AD as ⓘ

Azure AD joined

Microsoft Software License Terms ⓘ

Show

Hide

ⓘ Important information about hiding license terms

Privacy settings ⓘ

Show

Hide

ⓘ The default value for diagnostic data collection has changed for devices running Windows 10, version 1903 and later. [Learn more](#)

Hide change account options ⓘ

Show

Hide

User account type ⓘ

Administrator

Standard

Allow White Glove OOBE ⓘ

No

Yes

Apply device name template ⓘ

No

Yes

Use the drop-down menus to select the answer choice that completes each statement based on the information presented in the graphic.  
NOTE: Each correct selection is worth one point.

Answer Area

To apply the profile to a new computer, you must first

join the device to Azure AD

enroll the device in Microsoft Intune

import a CSV file into Windows Autopilot

When the Windows Autopilot profile is applied to a computer, the computer will be

joined to Azure AD only

registered in Azure AD only

joined to Active Directory only

joined to Active Directory and registered in Azure AD

- A. Mastered
- B. Not Mastered

Answer: A

Explanation:



Answer Area

To apply the profile to a new computer, you must first

▼

join the device to Azure AD

enroll the device in Microsoft Intune

import a CSV file into Windows Autopilot

When the Windows Autopilot profile is applied to a computer, the computer will be

▼

joined to Azure AD only

registered in Azure AD only

joined to Active Directory only

joined to Active Directory and registered in Azure AD

NEW QUESTION 120

- (Exam Topic 4)


Your network contains an Active Directory domain. The domain contains 1.000 computers that run Windows 11.


You need to configure the Remote Desktop settings of all the computers. The solution must meet the following requirements:


- Prevent the sharing of clipboard contents.
- Ensure that users authenticate by using Network Level Authentication (NLA).


Which two nodes of the Group Policy Management Editor should you use? To answer, select the appropriate nodes in the answer area. NOTE: Each correct selection is worth one point.


▼


 Remote Desktop Session Host


 Connections


 Device and Resource Redirection


 Licensing


 Printer Redirection


 Profiles

 RD Connection Broker

 Remote Session Environment ✓

 Security ✓

 Session Time Limits


 Temporary folders


- A. Mastered  
B. Not Mastered


Answer: A


Explanation:


▼


 Remote Desktop Session Host


 Connections


 Device and Resource Redirection


 Licensing


 Printer Redirection


 Profiles

 RD Connection Broker

 Remote Session Environment ✓

 Security ✓

 Session Time Limits

 Temporary folders

NEW QUESTION 123

- (Exam Topic 4)

You have a Microsoft 365 subscription that contains a user named User1. User1 is assigned a Windows 10/11 Enterprise E3 license. You use Microsoft Intune Suite to manage devices. User1 activates the following devices:

- Device1: Windows 11 Enterprise
- Device2: Windows 10 Enterprise
- Device3: Windows 11 Enterprise

How many more devices can User1 activate?

- A. 2
- B. 3
- C. 7
- D. 8

**Answer:** A

**NEW QUESTION 126**

- (Exam Topic 4)

Your network contains an Active Directory domain named contoso.com. The domain contains a computer named Computer1 that runs Windows 10. You have the groups shown in the following table.

Name	Type	Location
Group1	Universal distribution group	Contoso.com
Group2	Global security group	Contoso.com
Group3	Group	Computer1
Group4	Group	Computer1

Which groups can you add to Group4?

- A. Group2only
- B. Group1 and Group2 only
- C. Group2 and Group3 only
- D. Group1, Group2, and Group3

**Answer:** C

**NEW QUESTION 131**

- (Exam Topic 4)

You have a Microsoft 365 subscription that uses Microsoft Intune Suite. You use Microsoft Intune to manage devices. You plan to create Windows 11 device builds for the marketing and research departments The solution must meet the following requirements:

- Marketing department devices must support Windows Update for Business.
- Research department devices must have support for feature update versions for up to 36 months from release. What is the minimum Windows 11 edition required for each department? To answer, select the appropriate options in the answer area.

NOTE: Each correct selection is worth one point

**Answer Area**

Marketing:

Windows 11 Pro

Windows 11 Enterprise

Windows 11 Pro

Windows 11 Pro for Workstations

Research:

Windows 11 Enterprise

Windows 11 Enterprise

Windows 11 Pro

Windows 11 Pro for Workstations

- A. Mastered
- B. Not Mastered

**Answer:** A

**Explanation:**

## Answer Area

Marketing:

Research:

## NEW QUESTION 134

.....

## Thank You for Trying Our Product

### We offer two products:

1st - We have Practice Tests Software with Actual Exam Questions

2nd - Questions and Answers in PDF Format

### MD-102 Practice Exam Features:

- \* MD-102 Questions and Answers Updated Frequently
- \* MD-102 Practice Questions Verified by Expert Senior Certified Staff
- \* MD-102 Most Realistic Questions that Guarantee you a Pass on Your First Try
- \* MD-102 Practice Test Questions in Multiple Choice Formats and Updates for 1 Year

**100% Actual & Verified — Instant Download, Please Click**  
**[Order The MD-102 Practice Test Here](#)**